



THE SECRET UKULELE TUNE BOOK

Visit:
TheTikiNation.com

TIKI NATION
SECRET UKE CLUB TUNEBOOK

For Educational Purposes only. Not for Resale.

Last Revision August 1, 2025

OUR BOOK IS FREE
FOR ANYONE TO USE!



TABLE OF CONTENTS (TOC)

A to F

A B C D E F G H I J K L M N
O P Q R S T U V W X Y Z

- A** **Across the Universe** - The Beatles
After Midnight - Eric Clapton, J.J. Cale
Ain't Misbehavin' - Fats Waller
Ain't No Sunshine - Bill Withers
Ain't She Sweet - The Beatles
All Along the Watch Tower - Bob Dylan
All I Have To Do Is Dream - The Everly Brothers
All My Loving - The Beatles
All Ready Gone - The Eagles
All Shook Up - Elvis Presley
Annie's Song - John Denver
- B** **Bad Moon Rising** - CCR
Banana Pancakes - Jack Johnson
Beast of Burden - The Rolling Stones
Bennie and the Jets - Elton John
Between The Devil and the Deep Blue Sea - George Harrison
Birthday - The Beatles
Black Horse and the Cherry Tree - KT Turnstall
Black Magic Woman - Carlos Santana
Blue Moon - Key of C
Blue Moon - Key of G
Blue Skies - Willie Nelson
Blue Suede Shoes - Elvis Presley
Breakdown - Jack Johnson
Brown Eyed Girl - Van Morrison
Bye Bye Love - The Everly Brothers
- C** **Cake Walk Into Town** - Taj Mahal
California Dreamin' - The Mamas & Papas
Can't Buy Me Love - The Beatles
Can't Help Falling in Love - Elvis Presley
Can't Take My Eyes Off Of You - Frankie Valli
Chain of Fools - Aretha Franklin
City of New Orleans - Arlo Guthrie
Coconut - Harry Nilsson
Come and Get Your Love - Redbone
Come Away With Me - Nora Jones
Come Rain Or Shine - B.B. King/Eric Clapton
Come Together - The Beatles
Count on Me - Bruno Mars
- C** **Crazy Little Thing Called Love** - Queen
Crazy Love - Van Morrison
Crocodile Rock - Elton John
Crossroads Blues - Eric Clapton
- D** **Desperado** - The Eagles
Dock of the Bay (Sittin' on the) - Otis Redding
Don't Worry Be Happy - Bobby McFerrin
Don't Think Twice It's Alright - Bob Dylan
Do Wah Diddy Diddy - Manfred Mann
Dream A Little Dream of Me - The Mamas & Papas
Dream Baby - Roy Orbison
Dreams - Fleetwood Mac
Drift Away - Dobie Gray
- E** **Eight Days a Week** - The Beatles
Everybody Needs Somebody to Love - Blues Brothers
Evil Ways - Santana
- F** **Feelin' Alright** - Joe Cocker
First Cut is the Deepest (The) - Sheryl Crow
Fly Me To The Moon - Frank Sinatra
Folsom Prison Blues - Key of C Johnny Cash
For What It's Worth - Buffalo Springfield
Free Bird - Lynyrd Skynyrd
Free Falling - Tom Petty
Frim Fram Sauce - Diana Krall

G to L

< View Cover



TABLE OF CONTENTS (TOC)

G to L

A B C D E F G H I J K L M N
O P Q R S T U V W X Y Z

- G** **Get Off Of My Cloud** - The Rolling Stones
Give Me One Reason - Tracy Chapman
Good Riddance - GreenDay
Gravity - John Mayer
- H** **Hallelulele** - (Hallelujah Tiki Style - **KEV**)
Hand Jive - Johnny Otis
Handle With Care - Traveling Wilbury's
Happy Birthday (Key of G)
Happy Together - The Turtles
Happy Trails - Roy Rogers & Dale Evans
Harvest Moon - Neil Young
Have You Ever Seen The Rain? - Creedence Clearwater Revival (CCR)
Hey Good Lookin' - Hank Williams
Hey Jude - The Beatles
Hit The Road Jack - Ray Charles
Ho Hey - The Lumineers
Honky Tonk Women - The Rolling Stones
Hotel California - Eagles
Hound Dog - Elvis Presley
House of the Rising Sun - The Animals
- I** **I Can See Clearly Now** - Johnny Nash
I Heard It Through The Grape Vine - CCR
I Put A Spell On You - CCR
I Put A Spell On You - Nina Simone
I Saw Here Standing There - The Beatles
I Shall Be Released - Nitty Gritty Dirt Band
I Shot The Sheriff - Bob Marley
I Should Have Known Better - The Beatles
I Still Haven't Found What I'm Looking For - U2
I Want To Hold Your Hand - The Beatles
I Will Play For Gumbo - Jimmy Buffett
I Won't Back Down - Tom Petty - Tom Petty
I'll Fly Away - Allison Krauss
I'm A Believer - Monkees
I've Got You Babe - Sonny & Cher
Iko Iko - The Dixie Cups
Imagine - John Lennon
- I** **In My Life** - The Beatles
In The Still Of The Night - The Five Satins
Into The Mystic - Van Morrison
It Never Rains In Southern California - Albert Hammond
- J** **Jackson** - Johnny Cash & June Carter
Jambalaya - Hank Williams
Java Jam - The Ink Spots
Johnny B. Goode - Chuck Berry
Joline - Dolly Parton
Joy To The World - Three Dog Night (Jeremiah was a Bull Frog)
- K** **Killing Me Softly** - Roberta Flack
King of the Road - Roger Miller
Knockin' On Heaven's Door - Bob Dylan
- L** **La Bamba Twist And Shout Mash-up**
La Vie En Rose - Edith Piaf
Late In The Evening - Paul Simon
Lean On Me - Bill Withers
Let It Be - The Beatles
Let's Stay Together - Al Green
Life is Beautiful - Keb' Mo
Lights - Journey
Little Red Rooster - Traditional Blues
Locomotion - Little Eva
Long Train Running - Doobie Bros.
Louie Louie - The Kingsmen
Love Song - Adele

A to F

M to Q



TABLE OF CONTENTS (TOC) M to S

A B C D E F G H I J K L M N
O P Q R S T U V W X Y Z

- M** **Maggie May** - Rod Stewart
Make You Feel My Love - Adele
Mamma Don't Allow - Traditional
Man of Constant Sorrow - The Soggy Mountain Boys
Margaritaville - Jimmy Buffett
Me And Bobby McGee - Janis Joplin (Key of C)
Me And Bobby McGee - Janis Joplin (Key of G)
Me And Julio Down By The Schoolyard - Paul Simon
Memphis Tennessee - Johnny Rivers
Mercedes Benz - Janis Joplin (Key of D)
Midnight Special - Johnny Rivers
Minnie The Moocher - Blues Brothers
Mister Bojangles - Nitty Gritty Dirt Band
Mockingbird - Carly Simon/James Taylor
Moondance - Van Morrison
Move It On Over - Hank Williams
Mustang Sally - Wilson Pickett
My Girl - Otis Redding
- N** **No Woman No Cry** - Bob Marley
Nobody Knows You When You're Down And Out - Eric Clapton
- O** **Old Time Rock & Roll** - Bob Seger
On The Road Again - Willie Nelson
One Love - Bob Marley
Over The Rainbow - IZ
Over The Rainbow/Wonderful World - IZ
- P** **Paint It Black** - The Rolling Stones
People Get Ready - Curtis Mayfield
Perfect - Ed Sheeran
Pinball Wizard/Folsom Blues Mash up
Play That Funky Music - Wild Cherry
Pretty Woman - Roy Orbison
Proud Mary - CCR, Tina Turner
Purple Rain - Prince
Put A Little Love In Your Heart - Jackie Del Shannon
Put Your Lights On - Santana ft. Everlast

Q

- R** **Rehab** - Amy Winehouse
Rhiannon - Fleetwood Mac
Rhythm Of The Falling Rain - The Cascades
Ring Of Fire - Johnny Cash (Key of C)
Rock and Roll All Night - KISS
Rock and Roll Music - The Beatles
Rock Around The Clock - Bill Haley And His Comets
Route 66 - Bobby Troup Key of G
Runway - Del Shannon

S

- San Francisco Bay Blues** - Eric Clapton
Sea Of Love - The Honeydrippers
Seven Spanish Angels - Ray Charles and Willie Nelson
Sharp Dressed Man - ZZ Top
She Caught The Katy - Taj Mahal
She's Not There - The Zombies
Simple Man - Lynyrd Skynyrd
Smooth - Santana Ft. Rob Thomas
Some Kind Of Wonderful - Grandfunk Railroad
Soulman - The Blue Brothers
Space Oddity - David Bowie
Spooky - Classic IV
Stand By Me - Ben E. King (Key of A)
Stayin' Alive - The Bee Gees
Stray Cat Strut - The Stray Cats
Stuck In the Middle With You - Steelers Wheel
Summertime - George Gershwin
Sway - Michael Bublé
Sweet Caroline - Neil Diamond
Sweet Home Alabama - Lynyrd Skynyrd
Sweet Home Chicago - The Blues Brothers
Sweet Pea - Amos Lee (Key of C)

G to L

T to Z



TABLE OF CONTENTS (TOC)

T to Z

A B C D E F G H I J K L M N
O P Q R S T U V W X Y Z

T **Take It Easy** - The Eagles
Take Me Home, Country Roads - John Denver
Takin' Care of Business - Bachman Turner Overdrive (BTO)
Teach Your Children - Crosby, Stills, Nash & Young (CSNY)
Tennessee Whiskey - Chris Stapleton
Tequila - The Champs
That'll Be The Day - Buddy Holly
That's All Right - Elvis Presley
That's Amore - Dean Martin
The Fox - Traditional
The Joker - Steve Miller Band
The Letter - The Boxtops
The Lion Sleeps Tonight - The Tokens
The Thrill Is Gone - B.B. King
The Weight - The Band
Thinking Out Loud - Ed Sheeran
Three Little Birds - Bob Marley
Ticket To Ride - The Beatles
Tickle My Heart - Dan Brown
Time After Time - Cindy Lauper
Time Warp Dance - Rocky Horror
Tiny Bubbles - Don Ho
Tulsa Time - Cheryl Crow & Eric Clapton
Twist and Shout - The Beatles (Key of A)

U **Unchained Melody** - Everly Brothers
Unchain My Heart - Joe Cocker
Under The Boardwalk - The Drifters

V **Volcano** - Jimmy Buffet

W **Wagon Wheel** - Old Crow Medicine Show
Walking After Midnight - Patsy Cline
We Are Family - Sister Sledge
We Are the Champions - Queen
We Will Rock You - Queen
What A Wonderful World - Louis Armstrong
When The Stars Come Out - Chris Stapleton
While My Guitar Gently Weeps - The Beatles
Wicked Game - Chris Isaac
Wild Horses - The Rolling Stones
Wild Thing - The Troggs
Wild World - Cat Stevens
Will You Still Love Me Tomorrow? - Amy Winehouse
Willin' - Linda Ronstadt
Wish You Were Here - Pink Floyd
Witchy Woman - The Eagles
With A Little Help From My Friends - The Beatles
With Or Without You - U2
Wonderful Tonight - Eric Clapton

X

Y **Yellow Submarine** - The Beatles
You Can't Always Get What You Want - The Rolling Stones
You Can't Always / Coconut/ Feeling Alright Medley
You've Really Got A Hold Of Me - Smokey Robinson & The Miracles
You Should Probably Leave - Chris Stapleton
You're No Good - Linda Ronstadt
You've Lost The Loving Feeling - The Righteous Bros.
Your Momma Don't Dance - Loggins & Messina
You're So Vain - Carly Simon

Z

M to S



ACROSS THE UNIVERSE

KEY of: D
Original KEY: Db

SNEAKY TIKI
SECRET CLUB TUNEBOOK

The Beatles

Intro: For Low G Ukulele (gCEA) or High G Ukulele (GCEA) Tab by KEV

D	D5	A	Em7	A7	F#m	F#m					A					
5	4	2	0	0	0	0	0	0	0	0	0	0	0	0	0	0
2	5	5	2	2	2	2	2	2	2	2	2	2	2	2	2	2
2		2	1	1	1	1	1	1	1	1	1	1	1	1	1	1
					4	4	4	4	4	4	4	4	4	4	4	4

Verse 1:

[D] Words are flowing [Bm] out like endless
[F#m] rain into a paper cup
They [Em7] slither wildly as they slip a-[A]way
across the un-i-[A7]verse
[D] Pools of sorrow, [Bm] waves of joy are
[F#m] drifting through my opened mind
[Em7] possessing and ca-[Gm]ressing me

Chorus:

[D] Jai Guru [D] Deva.... [A] Om....
[A] Nothing's gonna change my [A] world
[G] Nothing's gonna change my [D] world
[A] Nothing's gonna change my [A] world
[G] Nothing's gonna change my [D] world

Verse:

[D] Images of [Bm] broken light which
[F#m] dance before me like a million
[Em7] eyes they call me on and on
a-[A]cross the un-i-[A7]verse
[D] Thoughts meander [Bm] like a restless [F#m]
wind inside a letter box
They [Em7] tumble blindly as they make their [A]
way across the un-i-[A7]verse

Chorus:

[D] Jai Guru [D] Deva.... [A] Om....
[A] Nothing's gonna change my [A] world
[G] Nothing's gonna change my [D] world
[A] Nothing's gonna change my [A] world
[G] Nothing's gonna change my [D] world

Verse 3:

[D] Sounds of laughter, [Bm] shades of life are
[F#m] ringing through my open ears
In-[Em7]citing and in-[Gm]viting me
[D] Limitless un-[Bm]dying love which
[F#m] shines around me like a million
[Em7] suns, it calls me on and on
a-[A]cross the un-i-[A7]verse

Chorus:

[D] Jai Guru [D] Deva.... [A] Om....
[A] Nothing's gonna change my [A] world
[G] Nothing's gonna change my [D] world
[A] Nothing's gonna change my [A] world
[G] Nothing's gonna change my [D] world

Outro:

||: [D] Jai Guru... [D] Deva :|| *Repeat and fade.*

G	D	Bm	F#m	Em7	Gm	A	A7

Performance Note: The Beatles tuned down 1/2 step (to the Key of Db) to accommodate the vocals on the original recording. They played the same chords that are on this tunesheet. To play along with the original recording you must RETUNE your ukulele 1/2 step lower. String 4: F# (Gb) String 3: B String 2: Eb (D#) String 1: Ab (G#)

AFTER MIDNIGHT

Eric Clapton/J.J. Cale

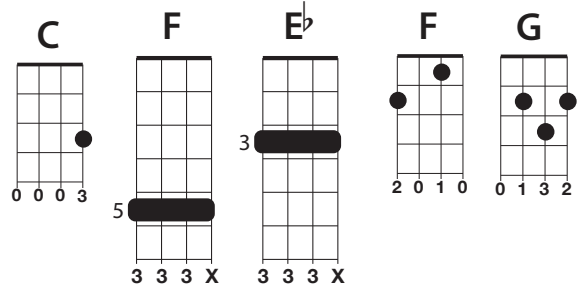


TIKI NATION
SECRET UKE CLUB TUNEBOOK

For Educational Purposes only. Not for Resale.

Intro:

↓ ↓ ↓ ↓ ↓ ↓ ↓ ↓ ↓ ↓
 F ||: C C F Eb :|| X4
 1e 2&a 3 4&a



[C] After midnight, [Eb] We gonna [F] let it all hang
 [C] down [C] [F] [Eb] [C] [C] [F] [Eb]
 [C] After midnight, [Eb] We gonna
 [F] chugalug and [C] shout [C] [F] [Eb] [C] [C] [F] [Eb]
 Gonna [C] stimulate some action
 We [F] gonna get some satisfaction
 We [F] gonna find out what it is all a-[G]bout

[C] After midnight, [Eb] We gonna [F] let it all hang
 [C] down [C] [F] [Eb] [C] [C] [F] [Eb]
 [C] After midnight, [Eb] We gonna [F] shake you
 tam-bo- [C]rine [C] [F] [Eb] [C] [C] [F] [Eb]

[C] After midnight, [Eb] So gonna be [F] peaches &
 [C] cream [C] [F] [Eb] [C] [C] [F] [Eb]
 Gonna cause [C] talk and suspicion
 [F] We gonna give an exhibition
 [F] We gonna find out what it is all a-[G]bout

[C] After midnight, [Eb] We gonna [F] let it all hang
 [C] down [C] [F] [Eb] [C] [C] [F] [Eb]

Solo


| C | Eb F | C | C C F Eb |
 | C | Eb F | C | C C F Eb | C | F | F | G | G |

[C] After midnight, [Eb] We gonna [F] let it all hang
 [C] down [C] [F] [Eb] [C] [C] [F] [Eb]
 [C] After midnight, [Eb] We gonna [F] shake your
 tam-bo-[C]rine [C] [F] [Eb] [C] [C] [F] [Eb]

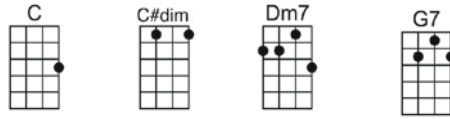
[C] After midnight, [Eb] so gonna be [F] peaches &
 [C] cream [C] [F] [Eb] [C] [C] [F] [Eb]
 Gonna cause [C] talk and suspicion
 [F] We gonna give an exhibition
 [F] We gonna find out what it is all a-[G]bout

[C] After midnight, [Eb] We gonna [F] let it all hang
 [C] down [C] [F] [Eb] [C] [C] [F] [Eb]
 [C] After midnight, [Eb] We gonna [F] let it all hang
 [C] down [C] [F] [Eb] [C] [C] [F] [Eb]
 [C] After midnight, [Eb] We gonna [F] let it all hang
 [C] down [C] [F] [Eb] [C] [C] [F] [Eb]
 [C] After midnight, [Eb] We gonna [F] let it all hang
 [C] down [C] [F] [Eb] [C] [C] [F] [Eb]

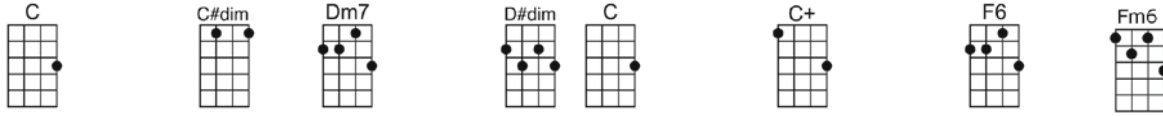
AIN'T MISBEHAVIN'



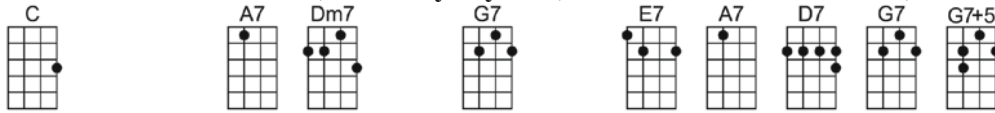
Intro:



Arrangement: KEV



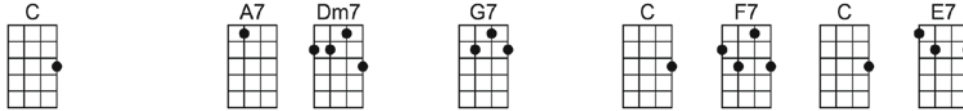
No one to talk with, all by my-self, no one to walk with, but I'm happy on the shelf,



Ain't misbe-havin' I'm savin' my love for you



I know for certain the one I love, I'm through with flirtin' it's just you I'm thinkin' of

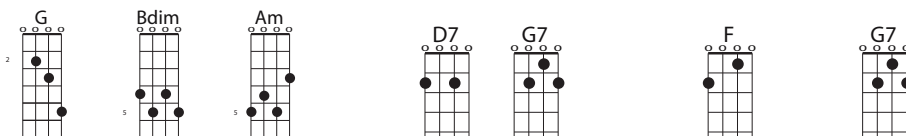


Ain't misbe-havin' I'm savin' my love for you

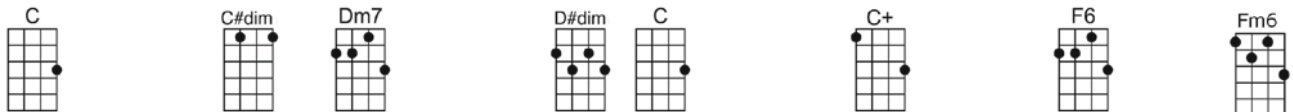
Chorus



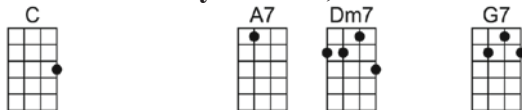
Like Jack Horner in the corner, don't go nowhere, what do I care?



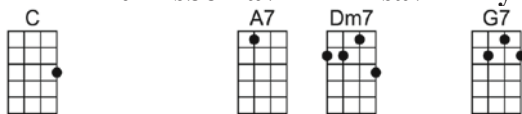
All your kis-ses (are) worth wait-in' for, be - lieve me



I don't stay out late, don't care to go, I'm home a-bout eight, just me and my radio



Ain't misbe-havin' I'm savin' my love.....



Ain't misbe-havin' I'm savin' my love.....



Ain't misbe-havin' I'm savin' my love for you.

AIN'T NO SUNSHINE

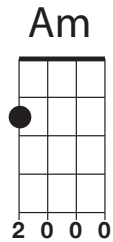
Bill Withers

Key of AM

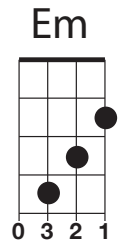
SNEAKY TIKI

UKULELE MEETUP & SOCIAL CLUB
SAN DIEGO, CALIFORNIA

Ain't no sunshine when she's [Am] gone [Em] [G] [Am]
It's not warm when she's a-[Am]way [Em] [G] [Am]
Ain't no sunshine when she's [Em] gone
And she's always gone too [Dm] long
Anytime she goes a-[Am]way [Em] [G] [Am]



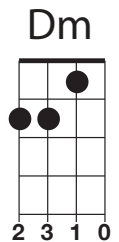
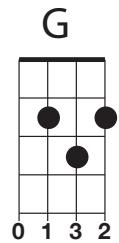
Wonder this time where she 's[Am]gone [Em] [G] [Am]
Wonder if she's gone to [Am] stay [Em] [G] [Am]
Ain't no sunshine when she's [Em] gone
And this house just ain't no [Dm]home
Anytime she goes a-[Am]way [Em] [G] [Am]



Vocal Break [I know] 21X

*And I know, I know, I know, I know,
I know, I know, I know, I know, I know
I know, I know, I know, I know, I know
I know, I know, I know, I know, I know
I know, I know, I know, I know, I know
I know, I know,*

Hey, I ought'a leave young thing alone
But ain't no sunshine when she's [Am] gone [Em] [G] [Am]



Ain't no sunshine when she's [Am] gone [Em] [G] [Am]
Only darkness every [Am]day [Em] [G] [Am]
Ain't no sunshine when she's [Em] gone
And this house just ain't no [Dm] home
Anytime she goes a-[Am]way [Em] [G] [Am]

Outro:

Anytime she goes a-[Am]way [Em] [G] [Am]
Anytime she goes a-[Am]way [Em] [G] [Am]
Anytime she goes a-[Am]way [Em] [G] [Am]

Play Uke? Visit TheTikiNation.com

AIN'T SHE SWEET



As played by George Harrison

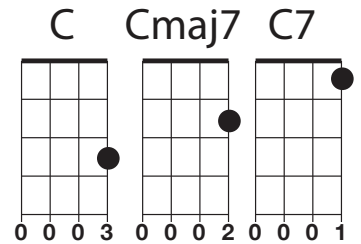
Verse 1:

[C6] Ain't [Ab7] she [G7] sweet, [G7sus2] [G7]

See her [C6] walkin' [Ab7] down the [G7] street [G7sus2] [G7]

Well I [C] ask you [E7] very [A7] con-fi-den-tial-ly

[D7] Ain't [G7] she [C] sweet.



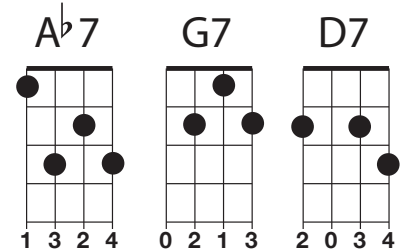
Verse 2:

[C6] Ain't [Ab7] she [G7] nice, [G7sus2] [G7]

I [C6] look'er over [Ab7] once or [G7] twice [G7sus2] [G7]

(Well I) [C] ask you [E7] very [A7] con-fi-den-tial-ly

[D7] Ain't [G7] she [C] nice. [C][Cmaj7][C7]

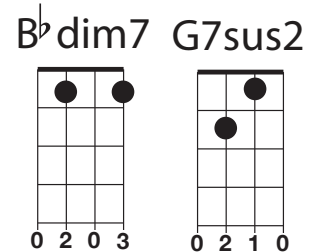
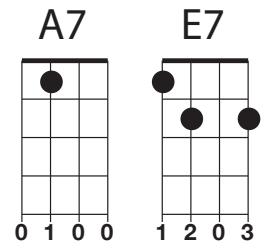


Bridge:

Just cast an [F/C] eye [Fm6] in her di-[C]rection [C][Cmaj7][C7]

Oh Me oh [F/C] my [Fm] ain't that [C] perfection

[C6] Bo [Bbdim7] Dee [C6] Oh [G7] Doe.



Verse 3:

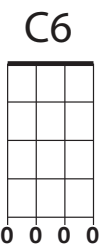
[C6] I [Ab7]re-[G7]peat. [G7sus2] [G7]

(Well) don't you [C6] think that's [Ab7] kinda [G7] neat. [G7sus2] [G7]

And I [C] ask you [E7] very [A7] con-fi-den-tial-ly

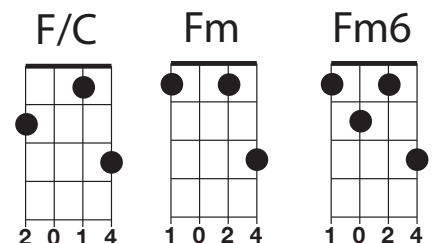
[D7] Ain't [G7] she [C] sweet [A7]

[D7] Ain't [G7] she [C] sweet!



OUTRO: [Dramatic Strum]

[Ab7] Ain't [G7] she [C] sweet!



ALL ALONG THE WATCHTOWER

Bob Dylan / Jimi Hendrix Cover

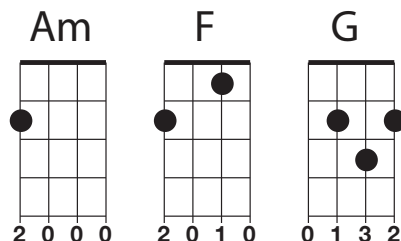
Am
Key

TIKI NATION
SECRET UKE CLUB TUNEBOOK

For Educational Purposes only. Not for Resale.

HENDRIX INTRO **G Am G F**
↓ ↓ ↑ ↑ ↓ ↓ ↓ ↓

x2



Verse 1:

[Am] "There must be [G] some kind of way

[F] out of here", [G]

[Am] Said the [G] joker to the [F] thief. [G]

[Am] "There's [G] too much con-[F]fusion, [G]

[Am] I can't [G] get no re-[F]lief. [G]

[Am] Business [G] men they [F] drink my [G] wine,

[Am] Plowmen [G] dig my [F] earth. [G]

[Am] None of [G] them a-[F]long the line, [G]

[Am] No what [G] any of it's [F] worth... [G]

Solo Section: ||: Am G | F G :|| x4

Verse 2:

[Am] "No reason [G] to get ex-[F]cited". [G]

The [Am] thief, he [G] kindly [F] spoke. [G]

[Am] "There are [G] many here a-[F]mong us, [G]

[Am] Who feel that [G] life is but a [F] joke! [G]

[Am] But you and [G] I, we've [F] been through
that, [G]

[Am] And this is [G] not our [F] fate. [G]

[Am] So let us [G] stop talkin' [F] falsely now, [G]

[Am] The [G] hour's getting [F] late... [G]

Solo Section: ||: Am G | F G :|| x4

Verse 3:

[Am] All a-[G]long the [F] watchtower, [G]

[Am] Princes [G] kept the [F] view. [G]

[Am] While all the [G] women

[F] came and [G] went,

[Am] Barefoot [G] servants [F] too. [G]

[Am] Outside [G] in the [F] distance, [G]

[Am] A wildcat [G] did [F] growl. [G]

[Am] Two riders [G] were ap-[F]proaching, [G]

And the [Am] wind be-[G]gan to [F] howl... [G]

Solo Section: ||: Am G | F G :|| x4

End on an **Am** chord.

ALL I HAVE TO DO IS DREAM

The Everly Brothers

To play in the original Key of E recording Capo 4



TIKI NATION
SECRET UKE CLUB TUNEBOOK

For Educational Purposes only. Not for Resale.

Intro: Strum once [C]

Verse 1:

[C] Dre-e-[Am] am... [F] dream dream [G7] dream,
[C] Dre-e-[Am] am... [F] dream dream [G7] dream,
When [C] I want [Am] you, [F] in my [G7] arms,
When [C] I want [Am] you, [F] and all your [G7] charms,
When [C] ever I [Am] want you, [F] all I have to [G7] do is
[C] Dre-e-[Am] am... [F] dream dream [G7] dream.

Verse 2:

When [C] I feel [Am] blue, [F] in the [G7] night,
And [C] I need [Am] you, [F] to hold me [G7] tight,
When ever [C] I [Am] want you,
[F] All I have to [G7] do is [C] dre-[F]e-a-m. [C] [C7]

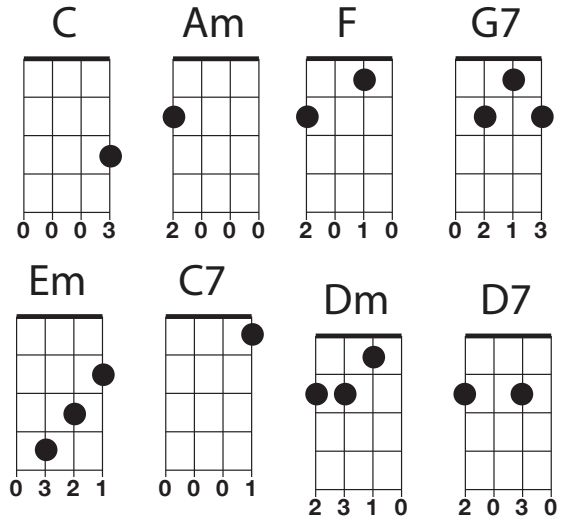
Chorus

[F] I can make you mine,
[Em] taste your lips of wine,
[Dm] Anytime [G7] night or [C] day, [C7]
[F] Only trouble is,
[Em] gee whiz,
I'm [D7] dreaming my life a-[G]way. [G7]

Verse 3:

I [C] need you, [Am] so [F] that I could [G7] die,
I [C] love you [Am] so, [F] and that is [G7] why,
When [C] ever I [Am] want to [F] all I have to [G7] do is,
[C] Dre-e-[Am] am... [F] dream dream [G7] dream,
[C] dre-[F]e-a-[C]m.

Chorus



Verse 4

I [C] need you, [Am] ... so
[F] that I could [G7] die,
I [C] love you [Am] so,
[F] and that is [G7] why,
When [C] ever I [Am] want to
[F] all I have to [G7] do is,
[C] Dre-e-[Am] am...
[F] dream dream [G7] dream,
[C] Dre-e-[Am] am...
[F] dream dream [G7] dream,

Fade out:

[C] Dre-e-[Am] am...
[F] dream dream [G7] dream,

ALL MY LOVING

John Lennon & Paul McCartney

C
Key

TIKI NATION
SECRET UKE CLUB TUNEBOOK

For Educational Purposes only. Not for Resale.

Verse 1:

Close your **[F#m]** and I'll **[B]** kiss you,
To-**[E]**morrow I'll **[C#m]** miss you,
Re-**[A]**member, I'll **[F#m]** always be **[D]** true. **[B7]**
And then **[F#m]** while I'm a-**[B]**way
I'll write **[E]** home every **[C#m]** day,
And I'll **[A]** Send all my **[B]** loving to **[E]** you. **[STOP]**

Verse 2:

I'll pre-**[F#m]**tend that I'm **[B]** kissing
The **[E]** lips I am **[C#m]** missing
And **[A]** hope that my **[F#m]** dreams will come **[D]** true. **[B7]**
And then **[F#m]** while I'm a-**[B]**way
I'll write **[E]** home every **[C#m]** day,
And I'll **[A]** send all my **[B]** loving to **[E]** you. **[STOP]**

Chorus 1:

All my **[C#m]** loving **[C+]** I will send to **[E]** you,
All my **[C#m]** loving, **[C+]** darling, I'll be **[E]** true.

Instrumental Break:

| **A7** | **E** | **B7** | **E** |

Repeat Verse 1:

Chorus 2;

All my **[C#m]** loving **[C+]** I will send to **[E]** you.
All my **[C#m]** loving **[C+]** darling,
I'll be **[E]** true.
All my **[C#m]** loving,
All my **[E]** loving, ooh-ooh,
All my **[C#m]** loving,
I will send to **[E]** you.

Ukulele chord diagrams for the following chords:

- F#m**: Fret 2 on strings 1, 2, and 3.
- B**: Fret 2 on strings 2 and 3; fret 1 on strings 1 and 4.
- A**: Fret 2 on string 1; fret 0 on strings 2, 3, and 4.
- E**: Fret 4 on strings 1, 2, and 3; fret 7 on string 4.
- C#m**: Fret 4 on strings 1, 2, and 3; fret 6 on string 4.
- C#m**: Fret 4 on strings 1, 2, and 3; fret 3 on string 4.
- D**: Fret 1 on strings 1, 2, and 3; fret 0 on string 4.
- B7**: Fret 1 on strings 1, 2, and 3; fret 2 on string 4.
- B7**: Fret 3 on strings 1, 2, and 3; fret 2 on string 4.
- E**: Fret 4 on strings 1, 2, and 3; fret 1 on string 4.
- C+**: Fret 1 on string 1; fret 0 on strings 2, 3, and 4.

ALL SHOOK UP

Elvis Presley

Intro: | A | A | A | A |

Verse 1:

Well-a, I [A] bless-a my soul-a what's a-*wrong with me?*

I'm [A] itchin' like a man on a *fuzzy tree*

My [A] friends say I'm actin' - *wild as a bug*

I'm in [A] ↓ [N.C.] love... *I'm all shook up*

Huh hmm [D] hmm [E] whoo,

[A] yey, yey, [A] yey

Verse 2:

Well my [A] hands are shaky,

and my *knees are weak,*

I [A] can't seem to stand

on *my own two feet,*

[A] Who do you thank

when you *have such luck?*

I'm in [A] ↓ [N.C.] love... * *I'm all shook up,*

Huh hmm [D] hmm [E] Whoo,

[A] yey, yey, [A] yey

Bridge: 1

Well, [D] please don't ask me
what's on my mind,

I'm a [A] little mixed up,
but I'm feelin' fine,

When [D] I'm near that girl
that I love best,

My E ↓ [N.C.] heart beats so
it scares me to death

Verse 3:

Well she [A] touch-a my hand *what a chill I got,*

Her [A] lips are like-a *vol-cano that's hot,*

I'm [A] proud to say that she's my - *buttercup,*

I'm in [A] ↓ [N.C.] love... * *I'm all shook up!*

Huh hmm [D] Whoo [E] Whoo,

[A] yey-aye [A] yey

* = Clap Hands or Tap Ukulele Soundboard

Capo 1 to play in
original Key of Bb

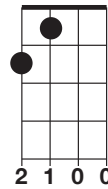
A
Key

TIKI NATION
SECRET UKE CLUB TUNEBOOK

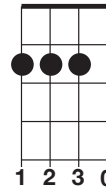
For Educational Purposes only. Not for Resale.

Easy Chords

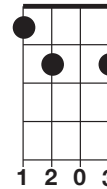
A



D



E7

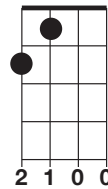


Beginner?

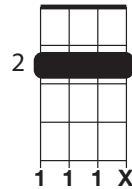
Use the easier
open position
E7 instead of E.

Actual Gig Chords

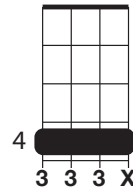
A



D



E



Bridge 2:

My [D] tongue gets tied

when I try to speak,

My [A] insides shake

like a leaf on a tree,

There's [D] only one cure

for this body of mine,

That's to [E] ↓ [N.C.] have that

girl that I love so fine

Verse 4:

She [A] touched my hand

what a *chill I got,*

Her [A] lips are like-a

vol-cano that's hot,

I'm [A] proud to say that

she's my - *buttercup*

I'm in [A] ↓ [N.C.] love... (*Uh*)

I'm all shook up

Huh hmm [D] hmm [E] hmm,

[A] yey, yey [A] yey,

Huh hmm [D] hmm [E] hmm,

[A] yey, aye [N.C.] *I'm ↓ all ↓ shook ↓ up!*

ALREADY GONE

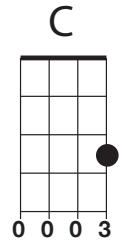
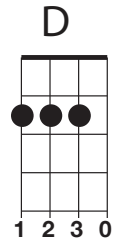
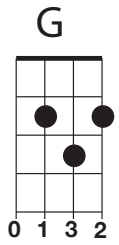
The Eagles

Key of G

SNEAKY TIKI
UKULELE MEETUP & SOCIAL CLUB
SAN DIEGO, CALIFORNIA

Intro: ||: **G**[↓] 234 | **D**[↓] 234 | **C**[↓] 234 | 5678 :||

Well, I [**G**] heard some people [**D**] talkin' just the [**C**] other day,
And they [**G**] said you were gonna [**D**] put me on a [**C**] shelf,
But let me tell ya I [**G**] got some news for [**D**] you,
And you'll [**C**] soon find out it's true,
And then you'll [**G**] have to eat your [**D**] lunch all by your-**[C]**self.



Chorus:

Cause I'm [**G**]all-**[D]** already [**C**] gone, [**C**]
And I'm [**G**] fee-**[D]**eelin' [**C**] strong, [**C**]
I will [**G**] si-**[D]**ing this vict'ry [**C**] song, [**C**]
Woo hoo [**G**] hoo, my [**D**] my, woo hoo [**C**] hoo. [**C**]

The [**G**] letter that you [**D**] wrote me made me [**C**] stop and wonder [**C**] why,
But I [**G**] guess you felt like you [**D**] had to set things [**C**] right, [**C**]
[**G**] Just remember [**D**] this, my girl, when you [**C**] look up in the sky, [**C**]
You can [**G**] see the stars and [**D**] still not see the [**C**] light. [**C**] (*that's right*)

Chorus :

Solo: ||: **G** | **D** | **C** | **C** :|| X4

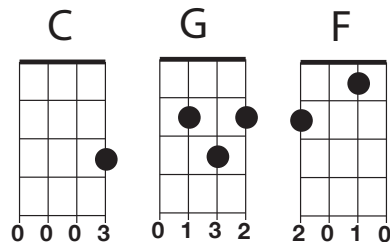
Well I [**G**] know it wasn't [**D**] you who held me [**C**] down, [**C**]
Heaven [**G**] knows it wasn't [**D**] you who set me [**C**] free, [**C**]
So [**G**] often times it [**D**] happens that we [**C**] live our lives in [**C**] chains,
And we [**G**] never even [**D**] know we have the [**C**] key. [**C**]

Chorus 2:

But we are [**G**]all-**[D]** already [**C**] gone, [**C**]
And I'm [**G**] fee-**[D]**eelin' [**C**] strong, [**C**]
I will [**G**] si-**[D]**ing this vict'ry [**C**] song, [**C**]
'Cuz I'm [**G**]all-**[D]** already [**C**] gone, [**C**]

Outro:

Yes I'm [**C**]all-**[G]** already [**F**] gone, [**F**]
Yes I'm [**C**] fee-**[G]**eelin' [**F**] strong, [**F**]
I will [**C**] si-**[G]**ing this vict'ry [**F**] song, [**F**]
Cause [**C**]all-**[G]** already [**F**] gone, [**F**]
Yes I'm [**C**]all-**[G]** already [**F**] gone, [**F**]
[**C**]all-**[G]** already [**F**] gone, [**F**] <<< **repeat last line and fade**



ANNIE'S SONG

John Denver

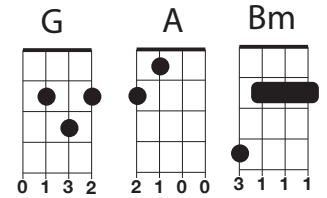


For Educational Purposes only. Not for Resale.

Intro: | D | Dsus4 | D | Dsus4 | D | Dsus4 | D |

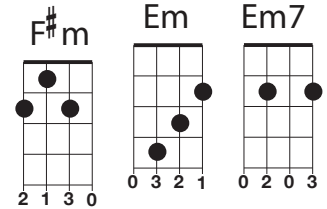
Verse 1:

You fill up my [G] sens-[A]es [Bm] like a [G] night in a [D] forest, [F#m] [Bm]
Like the [A] mountains in [G] spring-[F#m] time. [Em]
Like a [Em7] walk in the [A7] rain.



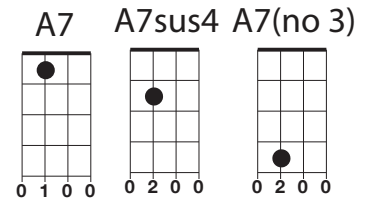
Verse 2:

Like a storm in the [G] de-[A]ert. [Bm]
Like a [G] sleepy blue [D] ocean, [F#m] [Bm]
You [A] fill up my [G] sen-[F#m]es.
[Em7] come [A7] fill me a-[D]gain. [Dsus4] [D]



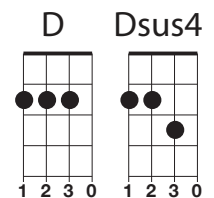
Verse 3:

Come let me [G] love [A] you,
[Bm] Let me [G] give my life [D] to you. [F#m] [Bm]
Let me [A] drown in your [G] laugh-[F#m]ter,
[Em] Let me [Em7] die in your [A7] arms. [A7sus] [A7]



Verse 4:

Let me lay down be-[G]side [A] you,
[Bm] Let me [G] always be [D] with you. [F#m] [Bm]
[A] Come let me [G] love [F#m] you,
[Em7] come [A7] love me a-[D]gain. [Dsus4] [D]



Instrumental: | G | A | Bm | G | D | F#m | Bm | A | G | F#m | Em | Em7 | A7 | A7su4s | A7(no3)
| G | A | Bm | G | D | F#m | Bm | A | G | F#m | Em | Em7 | D | Dsus4 | D |

Verse 5:

You fill up my [G] sen-[A]ses,
[Bm] like a [G] night in a [D] forest, [F#m] [Bm]
Like the [A] mountains in [G] spring-[F#m]time,
[Em] like a walk in the [A7] rain. [A7sus] [A7]

OUTRO:

Like a storm in the [G] de-[A]sert, [Bm]
Like a [G] sleepy blue [D] ocean. [F#m] [Bm]
You [A] fill up my [G] sens-[F#m]es, [Em7]
come [A7] fill me a-[D]gain. [Dsus4] [D] [Dsus4]
[D] [Dsus4] [D] End.

BAD MOON RISING

Creedence Clearwater Revival (CCR)



TIKI NATION
SECRET UKE CLUB TUNEBOOK

For Educational Purposes only. Not for Resale.

Intro: | D D A G | D |

Verse 1:

[D] I see a [A] bad [G] moon [D] rising
[D] I see [A] trouble [G] on the [D] way
[D] I see [A] earth [G] quakes and [D] lightning
[D] I see [A] bad [G] times [D] today

Chorus:

[G] Don't go around tonight
It's [D] bound to take your life
[A] There's a [G] bad moon on the [D] rise

Verse 2:

[D] I hear [A] hurri-[G]canes a [D] blowing'
[D] I know the [A] end is [G] coming [D] soon
[D] I fear [A] rivers [G] over - [D] flown'
[D] I hear the [A] voice of [G] rage and [D] ruin

Chorus:

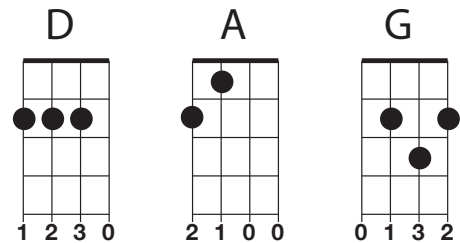
[G] Don't go around tonight
It's [D] bound to take your life
[A] There's a [G] bad moon on the [D] rise

Instrumental:

| D D A G | D |
| D D A G | D | G | D | A G | D |

Verse 3:

[D] Hope you [A] got your [G] things [D] together
[D] Hope you are [A] quite pre-[G]pared to [D] die
[D] Looks like we're [A] in for [G] nasty [D] weather
[D] One eye is [A] taken [G] for an [D] eye



Chorus X2:

Well [G] Don't go around tonight
It's [D] bound to take your life
[A] There's a [G] bad moon on the [D] rise

[G] Don't go around tonight
It's [D] bound to take your life
[A] There's a [G] bad moon on the [D] rise

BANANA PANCAKES

Jack Johnson

G
Key

TIKI NATION
SECRET UKE CLUB TUNEBOOK

For Educational Purposes only. Not for Resale.

[Riff 1] : Am

[Riff 2] : G

[Riff 3] : Am

Intro: [Riff 1] [Riff 2]

[Riff 3] Can't you see that its just [Am] raining,

[Riff 2] Ain't no need to go [G] outside,

Chorus:

↓ ↓
But [D] Ba-by... you [G] hardly even [D7] notice,
[Am] When I try to [C7] show you this,
[G] Song is meant to [D7] keep ya',
From [Am] doing what your sup-[C7]posed to
Like [G] waking up to [D7] early.
[Am] Maybe we can [C7] sleep in,
I'll [G] make you banana [D7] pancakes,
Pre-[Am]tend like it's the [C7] weekend [Am] now.

[Am] [Riff 2] And we could pretend it all the [G] time,

[Riff 1] Can't you see that its just [Am] raining,

[Riff 2] Ain't no need to go out-[G]side.

↓ ↓
But just [D] may-be, [G] Hala Ka [D7] ukulele,
[Am] Mommy made a [C7] baby,
[G] Really don't mind the [D7] practice,
Cause [Am] your my little [C7] lady,
[G] lady lady [D7] love me,
Cause [Am] I love to lay here [C7] lazy,
[G] We could close the [D7] curtains,
Pre-[Am]tend like there's no [C7] world out-[Am]side.

[Riff 2] And we could pretend it all the [G] time,

[Riff 1] Can't you see that its just [Am] raining...

[Riff 2] Ain't no need to go out-[G]side,
Ain't no [Am] need Mmmm [G] Mmmm
Can't you see, can't you [Am] see.
Rain all day and I don't [G] mind.

Bridge:

The [Am] Telephone is singing,
ringing it's too early,
Don't pick it [D] up. We don't need to...
We go [Am] everything we need right here.
And everything we need is [D] enough...
just so easy, When the [Bm] whole world fits
inside your arms,
Don't [Em] really need to [D] pay attention
[C] to the alarm.
Wake up [G] slow, [D7] Mm-mm, wake up [G] slow.

Chorus:

↓ ↓
But [D] Ba-by... you [G] hardly even [D7] notice,
[Am] When I try to [C7] show you this,
[G] Song is meant to [D7] keep ya',
From [Am] doing what your sup-[C7]posed to
Like [G] waking up to [D7] early.
[Am] Maybe we can [C7] sleep in,
I'll [G] make you banana [D7] pancakes,
[Am] Pretend like it's the [C7] weekend [Am] now.

[Riff 2] And we could pretend all the [G] time,

[Riff 1] Can't you see the it's just [Am] raining,

[Riff 2] Ain't no need to go out-[G] side,

Outro:

Ain't no need, ain't no [Am] need,
Rain all day and I *really really really* don't [G] mind,
Can't you see can't you [Am] see.
You gotta wake up [G] slow.

BEAST OF BURDEN

The Rolling Stones

E
Key

TIKI NATION
SECRET UKE CLUB TUNEBOOK

For Educational Purposes only. Not for Resale.

Intro: ||: E E E B | C#m A: || X4

Verse 1:

[E] I'll never [B] be your [C#m] beast of [A] burden,
My [E] back is [B] broad, but [C#m] it's a [A] hurting,
[E] All I [B] want for [C#m] you to make [A] love to [E] me. [B] [C#m] [A]

Verse 2:

[E] I'll never [B] be your [C#m] beast of [A] burden,
[E] I've walked for [B] miles - my [C#m] feet are [A] hurting,
[E] All I [B] want for [C#m] you to make [A] love to [E] me. [B] [C#m] [A]

Chorus: Am I [A] hard enough, Am I [E] rough enough,
Am I [A] rich enough, I'm [E] not too blind to [B] see.

Verse 3:

[E] I'll never be [B] your [C#m] beast of [A] burden,
So [E] let's go [B] home - and [C#m] draw the [A] curtains,
[E] Music on the [B] radio [C#m] Come on baby [A] make sweet love to [E] me. [B] [C#m] [A]

Chorus: Am I [A] hard enough, Am I [E] rough enough,
Am I [A] rich enough, I'm [E] not too blind to [B] see. [B] Oh little sister,

Bridge: [E] Pretty pretty [B] pretty pretty [C#m] pretty pretty [A] girls,
||: E E E B | C#m A :|| x3
You're [E] Pretty pretty [B] pretty pretty [C#m] pretty pretty [A] girls,
[E] Pretty pretty [B] such a pretty [C#m] pretty pretty [A] girls,
[E] Come on [B] baby...[C#m] please please [A] please...me || E E E B | C#m A ||

Verse 4:

I'll tell ya - you can [E] put me out - [B] [C#m] on the [A] street,
[E] Put me out with [B] no [C#m] shoes on my [A] feet,
But, [E] put me out, [B] put me out [C#m] Put me out of [A] mis-[E]ery - [B] Yeah [C#m] [A]

Verse 5:

[E] All your [B] sickness - I can [C#m] suck it [A] up,
[E] Throw it all [B] at me - I can [C#m] shrug it [A] off,
[E] There's one thing [B] baby - [C#m] I don't under-[A]stand,
[E] You keep on [B] telling me - [C#m] I ain't your [A] kind of man,

Bridge 2:

Ain't I [E] rough enough, [B] [C#m] ooh — [A] baby,
Ain't I [E] tough enough [B] [C#m] [A],
Ain't I [E] rich enough - in [B] love enough [C#m] Ooh! [A] Ooh! [E] Please. [B] [C#m] [A]

[E] I'll never be [B] your [C#m] beast of [A] burden,
[E] I'll never be [B] your [C#m] beast of [A] burden,
[E] Never, never, [B] never, never, [C#m] never, never, [A] never [E] be. [B] [C#m] [A]

Verse 6:

[E] I'll never be [B] your [C#m] beast of [A] burden,
[E] I've walked for [B] miles - my [C#m] feet are [A] hurting,
[E] All I [B] want for [C#m] you to make [A] love to [E] me [B] [C#m] yeah! [A]

[E] I'll don't need [B] no [C#m] beast of [A] burden, [E] I need no [B] fussin', [C#m] I need no [A] nursing,
[E] Never, never, [B] never, never, [C#m] never, never, [A] never [E] be. [B] [C#m] [A]
|| E E E B | C#m A || **Play Riff and Fade out.**

Beast of Burden Advanced Groove

Kieth Richard's Knuckle Roll ↓ ↑ ↓ Flick-up Claw Be•Lu•ga Kick Pull ↓ ↑ ↓ Flick-up Claw Be•Lu•ga Kick
 2 4 4 4 4 2 0 0_m 4 4 4 4 2 0 0_m
 3 4 4 4 4 3 1 0 1_i 4 4 4 4 3 1 0 1_i
 4 4 4 4 2 2_p 4 4 4 4 2 2_p

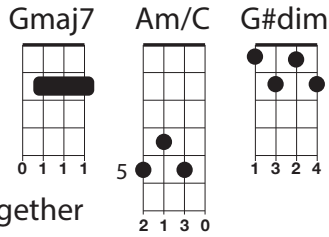
Four guitar chord diagrams are shown. The first is for E major, with fingers 2, 3, and 4 on strings 2, 3, and 4 respectively. The second is for B major, with fingers 3, 2, 1, and 1 on strings 3, 2, 1, and 2 respectively. The third is for C#m minor, with finger 4 on string 4 and fingers 3, 1, 1, 1 on strings 3, 2, 3, and 4 respectively. The fourth is for A major, with fingers 2, 1, 0, and 0 on strings 2, 1, 3, and 4 respectively.

Bennie and the Jets

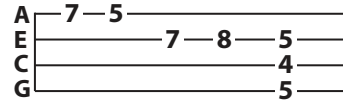
Elton John

For Educational Purposes only. Not for Resale.

Intro: Gmaj7 X 8 Am/C X8



Play after the 7th downbeat of Intro Gmaj7

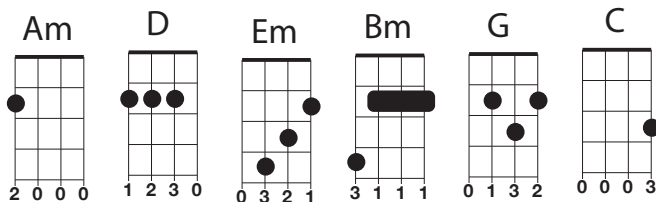


[Am] Hey kids, **[D]** shake it loose together
The **[G]** spotlight's hitting something
That's been **[G#dim]** known to change
the weather,
We'll **[Am]** kill the fatted **[D]** calf tonight
So stick **[Em]** around,
You're **[Am]** gonna hear electric **[Bm]** music
Solid walls of **[C]** sound...

Chorus:

Say, **[Gmaj7]** Candy and Ronnie
have you seen them yet?
[Am/C] OOO but they're so spaced out,
B-B-B-**[C]** Bennie and the Jets
[Gmaj7] Oh but they're weird
and they're wonderful,
Oh **[Am]** Bennie she's really keen,
She's got e-**[C]**lec-tric boots a **[D]** mohair suit,
You know I **[Em]** read it in a maga-**[D]**zine
oh **[C]** oh... B-B-B-Bennie & the **[Gmaj7]** Jets
[Am/C]
8x

[Am] Hey kids, **[D]** plug into the faithless
[G] Maybe they were blinded,
But **[G#dim]** Bennie makes them ageless
[Am] We shall sur-**[D]**vive, let us take
ourselves a-**[Em]**long
Where we **[Am]** fight our parents out in the
[Bm] streets to find who's right
and who's **[C]** wrong...



Chorus:

Oh, **[Gmaj7]** Candy and Ronnie,
have you seen them yet?
[Am] OOO but they're so spaced out,
B-B-B-**[C]** Bennie and the Jets
[Gmaj7] Oh but they're weird and they're wonderful.
Oh **[Am]** Bennie she's really keen,
She's got e-**[C]**lec-tric boots a **[D]** mohair suit, You
know I **[Em]** read it in a maga-**[D]**zine oh **[C]** oh...
B-B-B-Bennie and the **[Gmaj7]** Jets **[Am/C]**
8x 8x

Piano Solo:

| Am D | G G#dim | Am D | Em | Am Bm | C

Chorus:

Oh, **[Gmaj7]** Candy and Ronnie,
have you seen them yet?
[Am] OOO but they're so spaced out,
B-B-B-**[C]** Bennie and the Jets
[Gmaj7] Oh but they're weird and they're wonderful
Oh **[Am]** Bennie she's really keen
She's got e-**[C]**lec-tric boots a **[D]** mohair suit
You know I **[Em]** read it in a maga-**[D]**zine oh
[C] oh B-B-B-Bennie and the **[Gmaj7]** Jets...
*(Bennie - Bennie and the **[Am/C]** Jets)*
8x

Outro Vamp:

[Gmaj7] Bennie, Bennie, Bennie, Bennie, Bennie and
the **[Am/C]** Jets
[Gmaj7] Bennie, Bennie, Bennie, Bennie, Bennie and
the **[Am/C]** Jets
[Gmaj7] Bennie, Bennie, Bennie, Bennie and
the **[Am/C]** Jets **[Professional Fade Out]**
8x 8x

BETWEEN THE DEVIL AND THE DEEP BLUE SEA

George Harrison

F
Key

TIKI NATION
SECRET UKE CLUB TUNEBOOK

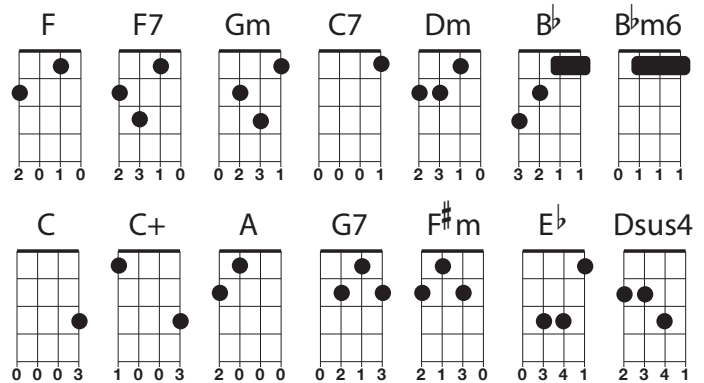
For Educational Purposes only. Not for Resale.

False Start: | F Dm | Gm C | oh dear.

Intro: One, a two, a one, two, three

Verse 1:

[F] | [Dm] don't [Gm] want [C7] you
 [F] but [Dm] I hate to [Gm] lose [C7] you
 [F7] You [F7] got me [Bb] in be-[Bbm6]-tween
 the [F] devil and the [C7] deep blue sea [F] [C+]

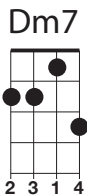


Verse 2:

[F] | [Dm] for-[Gm]-give [C7] you
 [F] 'cuz I [Dm] can't for-[Gm]-get [C7] you
 [F7] You [F7] got me [Bb] in be-[Bbm6]-tween
 the [F] devil and the [C7] deep blue [F] sea [F]

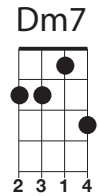
Bridge:

[A] I want to [F#m] cross
 [Bm7] you off my [E7] list
 But [A] when you come [F#m] knocking
 [Bm7] at my [E7] door
 [C] Fate seems to [Am] give my
 [Dm7] heart a [G7] twist
 And [Eb] I come [Eb] running
 back for [G7] more [C]



Bridge:

[A] I want to [F#m] cross
 [Bm7] you off my [E7] list
 But [A] when you come [F#m] knocking
 [Bm7] at my [E7] door
 [C] Fate [Am] seems to give my
 [Dm7] heart a [G7] twist
 And [Eb] I come [Eb] running
 back for [G7] more [C]



Verse 4:

[F] | [Dm] should [Gm] hate [C7] you,
 But [F] | [Dm] guess I [Gm] love [C7] you
 [F7] You [F7] got me [Bb] in be-[Bbm6]-tween
 the [F] devil and the [C] deep blue [F] sea [Dm]

Verse 3':


[F] | [Dm] should [Gm] hate [C7] you
 but I [F] guess [Dm] I [Gm] love [C7] you
 [F7] You [F7] got me [Bb] in be-[Bbm6]-tween
 the [F] devil and the [C7] deep blue sea [F] [C+]

Solo Section - Play 2x

||: F Dm | Gm C7 | F Dm | Gm C7 | F7 | Bb Bbm6 | F C7 | F C+ :||

Outro:

[F7] You [F7] got me
 [Bb] in be-[Bbm6]-tween... (Hold 2 3 4 5 6 7 8)
 The [Bbm6] ↓ devil and the deep...
 (Shout: The devil and the deep...)
 the [Bbm6] devil and the [C7] deep blue
 [F] sea [Dsus4]



BIRTHDAY THE BEATLES

A
Key



For Educational Purposes only. Not for Resale.

John Lennon & Sir Paul McCartney

View TAB >>

Intro:

| A | A | A | A | D | D |
| A | A | E7 | E7 | A | A |

Verse 1:

[A] [Riff] [N.C.] You say it's your birthday
[A] [Riff] [N.C.] It's my birthday too, yeah
[D] [Riff] [N.C.] They say it's your birthday
[A] [Riff] [N.C.] We're gonna have a good time
[E7] [Riff] [N.C.] I'm glad it's your birthday
[A] [Riff] [N.C.] Happy birthday to you

Drum Break 8 measures:

| 1... | 2... | 3... | 4... | 5... | 6... | 7... | 8...
| E | E ||

Bridge:

[E] Yes, we're going to a party, party,
Yes, we're going to a party, party,
Yes, we're going to a party, party.

Middle 1:

[C] I would [G] like you to dance,
[C] (*Birthday*) Take a [G] cha-cha-cha-chance,
[C] (*Birthday*) I would [G] like you to dance,
[C] (*Birthday*) [G] Dance! __ [E]

Instrumental:

| A | A | A | A | D | D |
| A | A | E7 | E7 | A | A |

[Break Out Riff]

Middle 2:

[C] I would [G] like you to dance,
[C] (*Birthday*) Take a [G] cha-cha-cha-chance,
[C] (*Birthday*) I would [G] like you to dance,
[C] (*Birthday*) [G] Dance! __ [E]

Verse 2:

[A] [Riff] [N.C.] You say it's your birthday
[A] [Riff] [N.C.] It's my birthday too, yeah
[D] [Riff] [N.C.] They say it's your birthday
[A] [Riff] [N.C.] We're gonna have a good time
[E7] [Riff] [N.C.] I'm glad it's your birthday
[A] [Riff] [N.C.] Happy birthday to you

Coda: | A | A ||

BIRTHDAY: THE BEATLES LICKS

A	A

D	A

E	A

Breakout Ri~

--	--

--	--

BIRTHDAY: THE BEATLES LICKS

A

A

< BACK TO TUNESHEET

0 3 2 0	0 3 2 0
2 2 1 2	2 2 1 2

D

A

2 5 3 2 5	0 3 2 0
2 2 2 2	2 2 1 2

E

A

4 7 5 4 7	0 3 2 0
4 4 4 4	2 2 1 2

Breakout Riff

0 0 0 0	0 3
4 3 2/3 0	4 3
2 0 2	2 2

5 (6) 5 3 5 3 0	
	3

A	D	E7	E	C	G
2 1 0 0	2 3 4 X	1 2 0 3	4 2 3 4 X	0 0 0 3	0 1 3 2

BLACK HORSE & THE CHERRY TREE

Em
Key

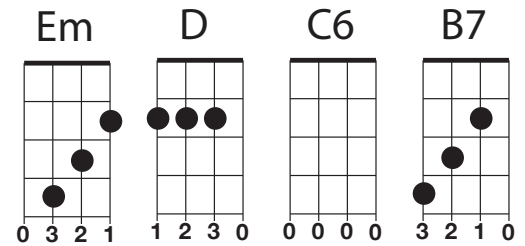
TIKI NATION
SECRET UKE CLUB TUNEBOOK

For Educational Purposes only. Not for Resale.

KT Tunstall

Play the Groove 2X then start the Woo Hoo X4

Intro Rhythm Groove: ||: Woo Hoo, Woo Hoo :||



1. Well my heart knows me better than I know myself,
So I'm gonna let it do all the talking,
| Em | B7 Em |
Woo Hoo, Woo Hoo....

2. I came across a place in the middle of nowhere,
With a big black horse and a cherry tree,
| Em | B7 Em |
Woo Hoo, Woo Hoo....

3. I felt a lil' fear - upon my back,
I said don't look back, just keep on walkin'
| Em | B7 Em |
Woo Hoo, Woo Hoo....

4. But the big black horse said, "Look this way"
Said "Hey there lady will you marry me?"
| Em | B7 Em |
Woo Hoo, Woo Hoo....

Chorus:

But I said [Em] no, [D] no, [C6] no, [Em] no no no,
I said [Em] no, [D] no, [C6] you're not the one for [Em] me.
[Em] no, [D] no, [C6] no, [Em] no no no,
I said [Em] no, [D] no, [C6 STOP!] you're not the one for me.
(Lick*)

5. Well my heart had a problem in the early hours,
So I stopped it dead for a beat or two.
| Em | B7 Em |
Woo Hoo, Woo Hoo....

6. But I cut some cord and I shouldn't of done that,
And it won't forgive me after all these years,
| Em | B7 Em |
Woo Hoo, Woo Hoo....

7. So I sent it to a place - in the middle of nowhere,
With a big black horse and a cherry tree,
| Em | B7 Em |
Woo Hoo, Woo Hoo....

8. Now it won't come back 'cause it's not so happy,
And now I got a hole for the world to see,
| Em | B7 Em |
Woo Hoo, Woo Hoo....

Chorus:

And it said [Em] no, [D] no, [C6] no, [Em] no no no,
I said [Em] no, [D] no, [C6] you're not the one for [Em] me.
[Em] no, [D] no, [C6] no, [Em] no no no,
I said [Em] no, [D] no, [C6 STOP!] you're not the one for me.
(Lick*)

Not the one for me yeah! ... (Woo Hoo) ooo

I said no no no no - no no no,
No no - you're not the one for me, (Woo Hoo)
No, no, no, no (Woo Hoo) no, no, (Woo Hoo)
No no - you're not the one for me.

Outro:

[Em] Big black [D] horse... [C6] and the cherry [Em] tree
[Em] I can't quite [D] get there cuz my [C6] heart's forsaken
[Em] me...
yeah yeah yeah (Woo Hoo)
[Em] Big black [D] horse... (Woo Hoo) [C6] and the cherry
[Em] tree (Woo Hoo)
[Em] I can't quite [D] get there cuz my [C6] heart's forsaken
[Em] me! [STOP!]

* Refer to Strum Cheat Sheet for (Lick) and strums.

BLACK MAGIC WOMAN

Santana

Dm
Key

TIKI NATION
SECRET UKE CLUB TUNEBOOK

For Educational Purposes only. Not for Resale.

Verse 1:

Got a black magic [Dm] woman
 Got a black magic [A7] woman
 I've got a [Dm] black magic woman
 Got me so blind, I can't [Gm] see
 That she's a [Dm] black magic woman
 She's [A7] trying to make a devil outta [Dm] me

Instrumental:

| Dm | Dm | A7 | A7 | Dm | Dm | Gm | Gm |
 | Dm | A7 | Dm | Dm |

Verse 2:

Don't turn your back on me, [Dm] baby
 Don't turn your back on me, [A7] baby
 Yes, don't turn your [Dm] back on me, baby
 Stop messing 'round with your [Gm] tricks
 Don't turn your [Dm] back on me, baby
 You [A7] just might pick up my magic [Dm] sticks

Instrumental:

| Dm | Dm | A7 | A7 | Dm | Dm | Gm | Gm |
 | Dm | A7 | Dm | Dm |

Verse 3:

Got your spell on me, [Dm] baby
 You got your spell on me, [A7] baby
 Yes, you got your [Dm] spell on me, baby
 Turning my heart into [Gm] stone
 I [Dm] need you so bad, [A7] magic woman
 I can't leave you [Dm] alone

Optional Organ Solo Before the Intro

Start top line after the bottom line plays twice.

This line play 6 times.

[View Solo Tab >>](#)



BLACK MAGIC WOMAN

Dm

V **Am**

Dm

VII **V**

<< Back to Tune sheet

Go to solo page 2 >>



BLACK MAGIC WOMAN

<< BACK TO TUNE SHEET

Gm

Full 8 5 8 5 7 (9) 7 5

Dm

VII 7 7 10 VIII 10 8 8 9 10

A7 Dm v

15 5 1/2 7 (8) 7 5 7 7 5 7 5

V II I V

7 5 7 5 2 0 2 0 2 1 5 5 5 7

BLUE MOON

KEY OF C

C
Key

TIKI NATION
SECRET UKE CLUB TUNEBOOK

For Educational Purposes only. Not for Resale.

Intro: ||: C Am | F G7 :||

Verse 1:

Blue [C] Moon... [Am]

[F] You saw me [G7] stand-ing a-[C]lone... [Am]

[F] without a [G7] dream in my heart [C] [Am]

[F] with-out a [G7] love to my [C]own. [Am] [F] [G7]

Verse 2:

Blue [C] Moon... [Am]

[F] you knew just [G7] what I was [C] there for... [Am]

[F] You heard me [G7] say-ing a [C] pray'r for... [Am]

[F] some-one I [G7] really could care... [C] for. [Am] [F] [G7]

Bridge:

And then [Dm] sud-den-ly ap-[G7]peared be-[C]fore me... [Am]

the on-ly [Dm] one my arms [G7] will ever [C] hold. [C]

I heard some-[Fm]body whis-per [Bb7] "Please a-[Eb]dore me" ...

and when I [Am] looked the moon had [D7] turned to [G7] gold!

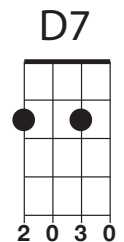
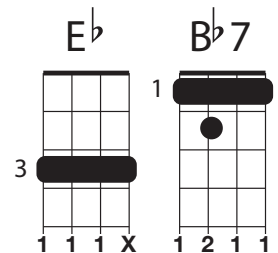
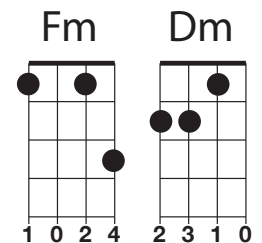
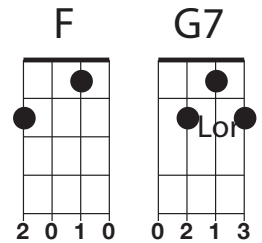
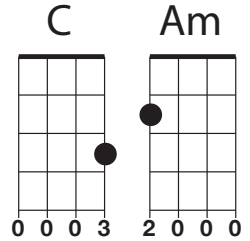
Verse 3:

Blue [C]moon... [Am] [F] Now I'm no [G7] long-er a -[C]lone...

[Am] [F] without a [G7] dream in my heart, [C] [Am] [F]

with-out a [G7] love of my [C] own. [Am] [F] with-out a

[G7] love of my [C] own.



BLUE MOON

KEY OF G

G
Key

TIKI NATION
SECRET UKE CLUB TUNEBOOK

For Educational Purposes only. Not for Resale.

Intro: ||: G Em | C D7 :||

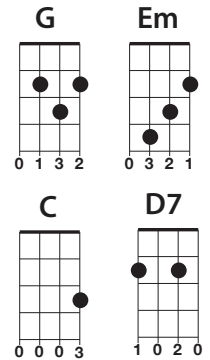
Verse 1:

Blue [G] Moon... [Em]

[C] You saw me [D7] stand-ing a-[G]lone... [Em]

[C] with-out a [D7] dream in my heart [G] [Em]

[C] with-out a [D7] love to my [G]own. [Em] [C] [D7]



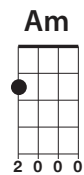
Verse 2:

Blue [G] Moon... [Em]

[C] you knew just [D7] what I was [G] there for... [Em]

[C] You heard me [D7] say-ing a [G] pray'r for... [Em]

[C] some-one I [D7] really could care... [G] for. [Em] [C] [D7]



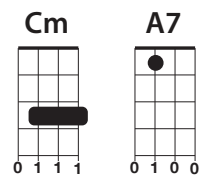
Bridge:

And then [Am] sud-den-ly ap-[D7]peared be-[G]fore me... [Em]

the on-ly [Am] one my [D7] arms will ever [G] hold. [G]

I heard some-[Cm]body whis-per [F7] "Please a-[Bb]dore me" ...

and when I [Em] looked the moon had [A7] turned to [D7] gold!



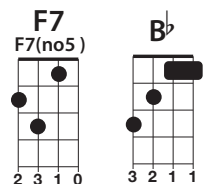
Verse 3:

Blue [G]moon... [Em] [C] Now I'm no [D7] long-er a -[G]lone...

[Em] [C] without a [D7] dream in my heart, [G] [Em] [C]

with-out a [D7] love of my own. [G] [Em] [C] with-out a

[D7] love of my [G] own.



BLUE SKIES

Willie Nelson

Dm

Key

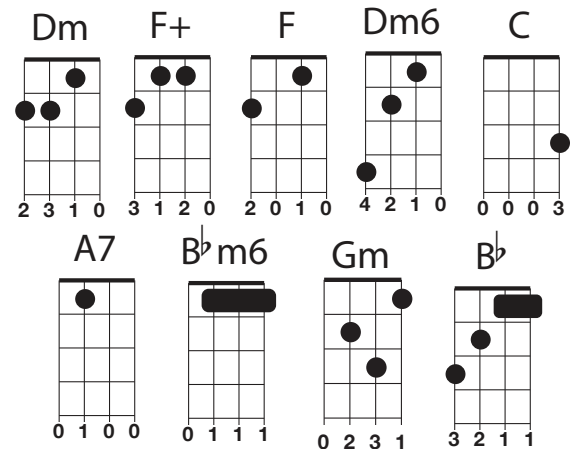
Original Key Bm

TIKI NATION
SECRET UKE CLUB TUNEBOOK

For Educational Purposes only. Not for Resale.

Intro: | **Dm F+** | **F Dm6** | **F C** | **F A7** |
| **Dm F+** | **F Dm6** | **F C** | **F F Dm A7** |

[**Dm**] Blue Skies [**F+**] smilin' at [**F**] me [**Dm6**]
Nothin' but [**F**] blue skies, [**C**] do I [**F**] see [**Dm**] [**A7**]
[**Dm**] Bluebird [**F+**] singin' a [**F**] song [**Dm6**]
Nothin' but [**F**] blue skies, [**C**] from now [**F**] on [**Dm**] [**A7**]



Chorus:

[**F**] Never saw the sun,
[**Bbm6**] shining' so [**F**] bright,
[**Gm**] Never saw [**F**] things,
[**Bbm6**] goin' so [**F**] right,
[**F**] Noticing the days,
[**Bbm6**] hurrying [**F**] by
[**Gm**] When you're in [**F**] love,
[**Bbm6**] my how they [**F**] fly [**A7**]

[**Dm**] Blue days [**F+**] all of them [**F**] gone, [**Dm6**]
Nothin' but [**F**] Blue Skies,
[**C**] from now [**F**] on [**Dm**] [**A7**]

Solo:

| **Dm F+** | **F Dm6** | **F C** | **F A7** |
| **Dm F+** | **F Dm6** | **F C** | **F F Dm A7** |

Chorus:

[**F**] Never saw the sun,
[**Bbm6**] shining' so [**F**] bright,
[**Gm**] Never saw [**F**] things,
[**Bbm6**] goin' so [**F**] right,
[**F**] Noticing the days,
[**Bbm6**] hurrying [**F**] by.
[**Gm**] When you're in [**F**] love,
[**Bbm6**] my how they [**F**] fly [**A7**]

[**Dm**] Blue skies,
[**F+**] smiling' at [**F**] me,
[**Dm6**] Nothin' but [**F**] blues skies,
[**C**] do I [**F**] see [**Dm**] [**A7**]

Outro:

[**Dm**] Blue days, [**F+**] all of them [**F**] gone,
*[**Dm6**] ... Nothin' but [**F**] Blue skies,
[**C**] ... from now [**Bb**] on... [**F**]

*Church strum ending:

Strum once on the [**Dm6**] chord and hold it.
Single Strum on [**F**] and [**C**], Then strum up & down
on the [**Bb**] (**Milk it**) follow the vocals and harmony
end on [**F**].

[View Solo Tab >](#)



BLUE SKIES

Bonus Solo

F					Bbm6				F
	0	1	3		4	3	1	3	
1	3		1		1			1	
0			0		1			0	
2			2		0			2	

Gm				F		Bbm6		F	A7	
1	0			0		3	1	0	1	0
3		3		1		1		0	1	0
2				0		0		2	0	0
0										

[< Back to Song](#)

BLUE SUEDE SHOES

Elvis Presley

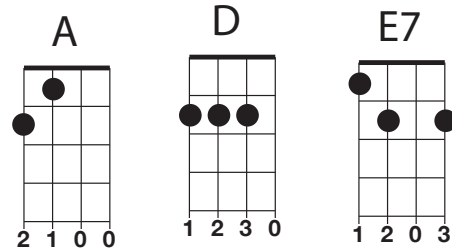
A
Key

TIKI NATION
SECRET UKE CLUB TUNEBOOK

For Educational Purposes only. Not for Resale.

Intro:

Well it's one for the money, [A]
Two for the show, [A] three to get ready,
Now [A7] go, cat, go.



Chorus:

But [D] don't you
step on my blue suede [A] shoes.
You can [E7] do anything but lay
off of my blue suede [A] shoes.

Solo 2: | A | A | D | A | E7 | A |

Bridge:

Well, it's [A] one for the money,
[A] Two for the show,
[A] Three to get ready,
Now [A7] go, go, go.

Verse 1:

Well, you can [A] knock me down,
[A] Step in my face,
[A] Slander my name all [A] over the place.
[A] Do anything that you [A] want to do,
but [A] uh-uh, Honey, lay [A7] off of my shoes

Chorus:
But [D] don't you
step on my blue suede [A] shoes.
You can [E7] do anything but lay
off of my blue suede [A] shoes.

[D] Don't you step on my blue suede [A] shoes.
Well you can [E7] do anything but lay
off of my blue suede [A] shoes.

Let's Go Cat!

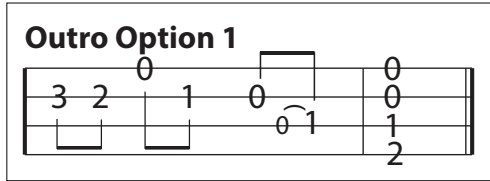
Solo1: | A | A | D | A | E7 | A |

Outro:

Well it's a [A] blue blue, blue suede shoes
[A] Blue blue, blue suede shoes,
[D] Blue blue, blue suede shoes,
[A] Blue blue, blue suede shoes,
You can [E7] do anything but lay
off of my blue suede [A] shoes. [D] [A]

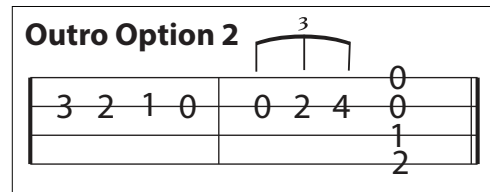
Verse 2:

You can [A] burn my house,
[A] Steal my car,
[A] Drink my liquor from an [A] old fruit jar,
[A] Do anything that you [A] want to do,
but [A] uh-uh, Honey, [A7] lay off of my shoes



[D] Don't you step on my blue suede [A] shoes.
Well you can [E7] do anything but lay
off of my blue suede [A] shoes.

Rock it!



BREAKDOWN

Jack Johnson



INTRO: [C] [Em] [Am] [G] X2

[C] I hope this old [Em] train breaks down, - [Am] Then I could take a [G] walk around,
[C] See what there [Em] is to see, [Am] Time is just a [G] melody

With all the [C] people in the street - Walking [Em] fast as their feet can take them
[Am] I just roll through [G] town, And though my [C] window's got a view
Well the [Em] frame I'm looking through seems to [Am] have no concern for me [G] now,
so for now I...

[C] I [Em] need this [Am] old train to [G] break down
[C] Oh [Em] please just [Am] let me please [G] breakdown

[C] [Em] [Am] [G] [C] [Em] [Am] [G]

[C] Well this engine [Em] screams out loud, - [Am] Centipede gonna [G] crawl west bound,
[C] So I don't even [Em] make a sound cause - [Am] It's gonna sting me when I [G] leave this town

And all the [C] people in the street that I'll [Em] never get to meet If
[Am] these tracks don't bend some-[G]how,
And [C] I got no time that [Em] I got to get to [Am] where I don't need to [G] be, so I...

[C] I [Em] need this [Am] old train to [G] break down
[C] Oh [Em] please just [Am] let me please [G] breakdown
[C] I [Em] need this [Am] old train to [G] break down
[C] Oh [Em] please just [Am] let me please [G] breakdown

Pre-Bridge Break Out:

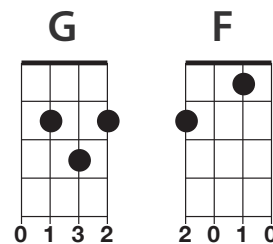
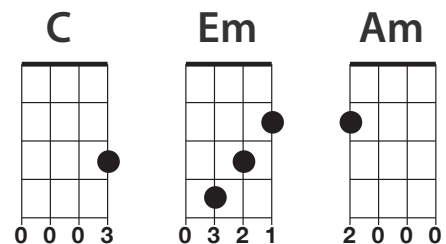
[C] ↓ ↓ [G] ↓ I wanna [F] break on [C] ↓ ↓ down -
[G] ↓ But I [F] ↓ can't stop [C] ↓ ↓ now
[G] ↓ Let me [F] ↓ break on [C] ↓ ↓ down [G] ↓ [F] ↓

Bridge:

But you [C] can't stop nothing if you [Em] got no control of the
[Am] thoughts in your mind that you [G] kept in, you know,
You [C] don't know nothing, but you [Em] don't need to know,
The [Am] wisdom's in the trees, not the [G] glass windows,
You [C] can't stop wishing if you [Em] don't let go,
The [Am] things that you find and you [G] lose and you know,
You [C] keep on rolling, put the [Em] moment on hold,
The [Am] frame's too bright so put the [G] blinds down low and

[C] I [Em] need this [Am] old train to [G] break down
[C] Oh [Em] please just [Am] let me please [G] breakdown
[C] I [Em] need this [Am] old train to [G] break down
[C] Oh [Em] please just [Am] let me please [G] breakdown

[C] [Em] [Am] [G] I wanna break on [C] down [Em] [Am]
[G] But I can't stop [C] now [Em][Am][G] [C][Em] [Am] [G] [C]



Live, Love, Learn & Play Ukulele.
Join us at: TheTikiNation.com

BROWN EYED GIRL

Van Morisson



For Educational Purposes only. Not for Resale.

G	C	G	D
2 3 5 3 2 3 5 7 5 3	7 8 10 8 7 8 10 12 10 8	2 3 5 3 2 3 5 7 5 3	2 2 3 0 2
G	C	G	D
2 3 5 3 2 3 5 7 5 3	7 8 10 8 7 8 10 12 10 8	2 3 5 3 2 3 5 7 5 3	0 2 3 0 2 2 3

G	Em
0 1 3 2	0 3 2 1

C	D
0 0 0 3	1 2 3 0

D7

2 0 3 0

→ Strum 1

[G] Hey where did [C] we go [G] days when the [D7] ^[LICK 01] rains came
 [G] Down in the [C] hollow [G] playin' a [D7] new game
 [G] Laughing and a [C] running hey hey [G] skipping and a [D7] jumping
 [G] In the misty [C] morning fog with
 [G] Our [D7] hearts a thumping and

→ Strum 2

[C] you [D] My brown eyed [G] girl [Em] ^{[LICK 02] (on G)}
 [C] You my [D] brown eyed girl [G] [D7] ^{[LICK 03] (on D7)}

→ Strum 1

And [G] whatever [C] happened [G] to Tuesday and [D7] so slow?
 [G] Going down the [C] old mine with a [G] transistor [D7] radio
 [G] Standing in the [C] sunlight laughing
 [G] Hiding behind a [D7] rainbow's wall [G] slipping and a [C] sliding
 [G] All along the [D7] waterfall with

→ Strum 2

[C] you [D] my brown eyed [G] girl [Em] [C] you my [D7] brown eyed girl [G]

→ Strum 1

[D7] Do you remember when we used to sing
 [G] sha la la [C] la-la la la [G] la-la la la te [D7] da *(Just like that!)*
 [G] Sha la la [C] la-la la la [G] la-la la la te [D7] da ... la te [G] da

LICK 01

5 3 2 0
4 6 4 2 0

Bass Solo : | G | G C | G D |

→ Strum 1

[G] So hard to [C] find my way [G] now that I'm all [D7] on my own
 [G] I saw you just the [C] other day [G] my how [D7] you have grown
 [G] Cast my memory [C] back there lord
 [G] Sometimes I'm [D7] overcome thinking 'bout
 [G] Making love in the [C] green grass
 [G] Behind the [D7] stadium with [C] you ^[LICK 04]

LICK 02

3 5 3 2
2 2 4 4 0 4

→ Strum 2

[D] my brown eyed [G] girl [Em]
 a [C] you my [D] brown eyed girl [G]

LICK 03

5 5 3 2 0
7 7 5 3 3
2

→ Strum 1

[D7] Do you remember when we used to sing
 [G] sha la la [C] la-la la la [G] la-la la la te [D7] da
 [G] Sha la la [C] la-la la la [G] la-la la la te [D7] da
 [G] Sha la la [C] la-la la la [G] la-la la la te [D7] da
 [G] Sha la la [C] la-la la la [G] la-la la la te [D7] da la te [G] da

LICK 04

3 2 2
0 4 0

BYE BYE LOVE

The Everly Brothers

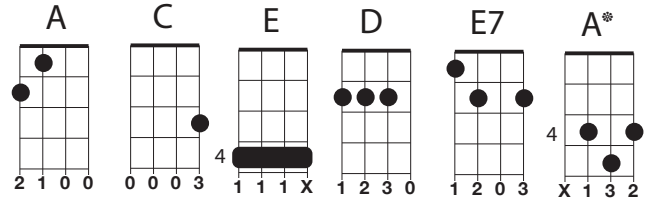
A
Key

TIKI NATION
SECRET UKE CLUB TUNEBOOK

For Educational Purposes only. Not for Resale.

Intro:

A **C** **D** Wa-ka Wa-ka Wa-ka
 ↓↑ ↓ ↓ ↓↑ ↓↑ ↓↑
 One-a Two Three



Chorus:

[D] Bye bye [A] love [A*]
 [D] Bye Bye [A] happiness,
 [D] Hello [A] loneliness,
 I [A] think I'm-a [E] gonna [A] cry-eye

[D] Bye Bye [A] love... [A*]
 [D] Bye bye [A] Sweet caress,
 [D] Hello [A] emptiness,
 I [A] feel like [E] I could [A] di-ie,
 Bye [A] bye [E] love good-[A]bye-eye

Verse 1:

There goes my [E] baby,
 With-a someone [A] new,
 She sure looks [E] happy,
 I sure am [A] blue, [A7]
 She was my [D] baby,
 till he stepped [E7] in,
 Goodbye to [E] romance,
 that might have [A] been,

Chorus:

Verse 2:

I'm-a through with [E] romance,
 I'm a-through with [A] love,
 I'm through with a-[E]countin'
 the stars a-[A]bove, [A7]
 And here's the [D] reason that I'm so [E7] free,
 My lovin' [E] baby is through with [A] me.

Chorus/Outro:

[D] Bye bye [A] love [A*]
 [D] Bye Bye [A] happiness,
 [D] Hello [A] loneliness,
 I [A] think I'm-a [E] gonna [A] cry-eye

[D] Bye bye [A] love, [A*]
 [D] bye bye [A] sweet caress,
 [D] Hello [A] emptiness,
 I [A] feel like [E] I could [A] di-ie
 Bye [A] bye my [E] love good-[A]by-eye...
 Bye [A] bye my [E] love good-[A]by-eye...
 Bye [A] bye my [E] love good-[A]by-eye...
[Fade]

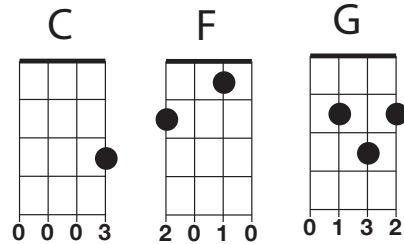
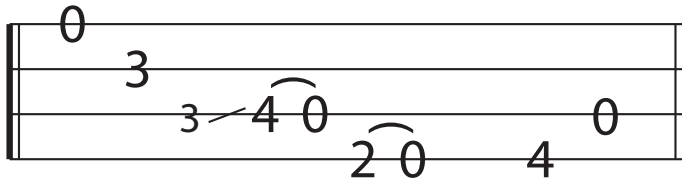
CAKE WALK INTO TOWN

SNEAKY TIKI
SECRET CLUB TUNEBOOK

Taj Mahal

KEY of: C

LOW G INTRO TAB



Chorus:

[C] I had the blues, so bad one time,
It put my [F] face in a permanent frown.
But, I'm [C] feelin' so much better,
I could [G] cakewalk in the [C] town.

Chorus: (Slightly different 1 word change)

[C] I got the blues, so bad one time,
It put my [F] face in a permanent frown.
But, I'm [C] feelin' so much better,
I could [G] cakewalk in the [C] town.

Verse 1:

I [C] woke - up this mornin' feelin' so good,
You know, [F] I lay back down again.
Throw your [C] big leg over me mama,
I [G] might not feel this good a-[C]gain.

Verse 4:

I want to [C] go on a picnic,
In the country mama.
[F] ahh, and stay all day,
I don't [C] care but don't do nothing,
Just [G] while my time a-[C]way.

Verse 2:

My [C] baby, oh, my baby,
I [F] love the way she walk.
When the [C] girl gets sleepy
I [G] love the way she baby [C] talk.

Chorus:

[C] I had the blues, so bad one time,
It put my [F] face in a permanent frown.
But, I'm [C] feelin' so much better,
I could [G] cakewalk in the [C] town.

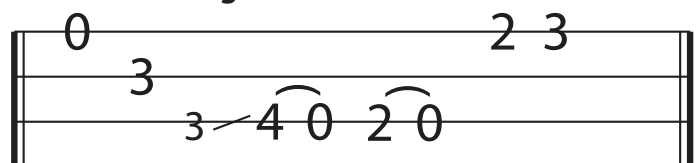
Verse 3:

Now [C] work done got scarce, honey,
And [F] work it no got hard.
I spend my [C] whole day stealin' chickens,
[G] Mama from the rich folks [C] yard.

Whistle or Kazoo Break:

| C | F | C G | C |

High G INTRO TAB



CALIFORNIA DREAMIN'

Dm
Key

TIKI NATION
SECRET UKE CLUB TUNEBOOK

For Educational Purposes only. Not for Resale.

Page 1 of 2

Dm **A7sus4**

Verse 1:

All the leaves are **[Dm]** brown

*(All the **[C]** leaves are **[Bb]** brown)*

And the **[C]** sky is **[A7sus4]** gray

*- (And the sky is **[A7]** gray)*

[A7] I've been for a **[F]** walk

*(I've been **[A7]** for a **[Dm]** walk)*

On a **[Bb]** winter's **[A7sus4]** day

*- (On a winter's **[A7]** day)*

I'd be safe and **[Dm]** warm

*(I'd be **[C]** safe and **[Bb]** warm)*

If I **[C]** was in L **[A7sus4]** A - (If I was in L **[A7]** A)

Dm **A7** **A7sus4**

Bb **F** **C**

Bbmaj7

Chorus:

California **[Dm]** dreamin'

*(Ca-li-**[C]**ifornia **[Bb]** dreamin')*

On **[C]** such a winter's **[A7sus4]** day **[A7sus4]**

Verse 2:

Stopped in to a **[Dm]** church **[C]** **[Bb]**

I passed a-**[C]**long the **[A7sus4]** way **[A7]**

Well I **[A7]** got down on my **[F]** knees

*(Got down **[A7]** on my **[Dm]** knees)*

And I pre-**[Bb]**tend to **[A7sus4]** pray

*- (I pretend to **[A7]** pray)*

You know the preacher likes the **[Dm]** cold

*(Preacher **[C]** likes the **[Bb]** cold)*

He knows **[C]** I'm gonna **[A7sus4]** stay

*- (Knows I'm gonna **[A7]** stay)*

Chorus:

California **[Dm]** dreamin'

*(Ca-li-**[C]**ifornia **[Bb]** dreamin')*

On **[C]** such a winter's **[A7sus4]** day **[A7]**

Go to Page 2 >

CALIFORNIA DREAMIN'

The Mamas and the Papas (Recorded in 1965)

Dm
Key

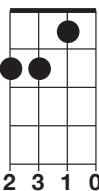
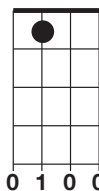
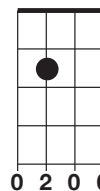
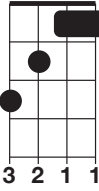
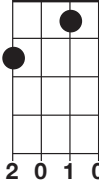
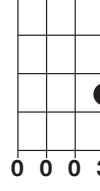
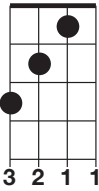
TIKI NATION
SECRET UKE CLUB TUNEBOOK

For Educational Purposes only. Not for Resale.

Page 2 of 2

Solo: (Original Flute Solo)

Dm	Dm	Dm	Dm
F A7	Dm Bb	A7sus4	A7
Dm C	Bb C	A7sus4	A7
Dm C	Bb C	A7sus4	A7

Dm  **A7**  **A7sus4** 
Bb  **F**  **C** 
Bbmaj7 

Verse 3:

All the leaves are **[Dm]** brown

(All the **[C]** leaves are **[Bb]** brown)

And the **[C]** sky is **[A7sus4]** gray

- (And the sky is **[A7]** gray)

I've been for a **[F]** walk

- (I've been **[A7]** for a **[Dm]** walk)

On a **[Bb]** winter's **[A7sus4]** day

- On a winter's **[A7]** day)

If I didn't **[Dm]** tell her

- (If I **[C]** didn't **[Bb]** tell her)

I could **[C]** leave to-**[A7sus4]**day

- (I could leave to-**[A7]**day)

Outro:

California **[Dm]** dreamin'

- (Ca-li-**[C]**ifornia **[Bb]** dreamin')

On **[C]** such a winter's **[Dm]** day

- (Ca-li-**[C]**ifornia **[Bb]** dreamin')

On **[C]** such a winter's **[Dm]** day

- (Ca-li-**[C]**ifornia **[Bb]** dreamin')

On **[C]** such a winter's **[Bbmaj7]** day / **[Bbmaj7]** / **[Dm]**

< Go to Page 1

CAN'T BUY ME LOVE

THE BEATLES (Lennon/McCartney) A Hard Day's Night (1963)



LEVEL 1 Easy Peasy

Em Am Em Am
Can't buy me lo - ve, lo - ve,
Dm G
Can't buy me lo - ve...

C

I'll **buy** you a diamond ring my friend, if it makes you feel alright.

F7

C

I'll **get** you anything my friend, if it **makes** you feel alright.

G

F

G

F

C

Cause I don't care too **much** for money, **money** can't **buy** me **love**.

C

I'll **give** you all I've got to give, if you say you love me too.

F7

C

I **may** not have a lot to give but what I **got** I'll give to you.

G

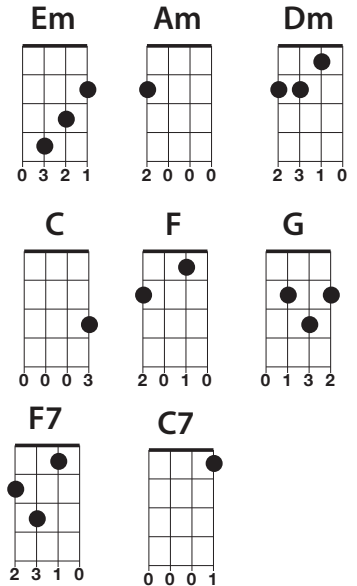
F

G

F

C

'coz I don't care too **much** for money, **money** can't **buy** me **love**.



Em Am C
Can't buy me lo - ve, **everybody** tells me so.
Em Am Dm G
Can't buy me lo - ve, **no, no, no, no.**

C

Say you don't need no diamond rings and I'll be satisfied.

F7

C

Tell me that you want the kind of things that **money** just can't buy.

G

F

G

F

C

Cause I don't care too **much** for money, **money** can't **buy** me **love**.

Solo: | C | C | F7 | C | G F | G F F C |

Em Am C
Can't buy me lo - ve, **everybody** tells me so.
Em Am Dm G
Can't buy me lo - ve, **no, no, no, no.**

C

Say you don't need no diamond rings and I'll be satisfied.

F7

Tell me that you want the

C

kind of things that money just can't buy.

G

'coz I don't care too

F

much for money,

G

F

C

money can't **buy** me **love**.

Em Am Em Am
Can't buy me lo - ve, lo - ve,
Em Dm C
Can't buy me lo - uv - oh...

CAN'T HELP FALLING IN LOVE

Elvis Presley

D
Key

TIKI NATION
SECRET UKE CLUB TUNEBOOK

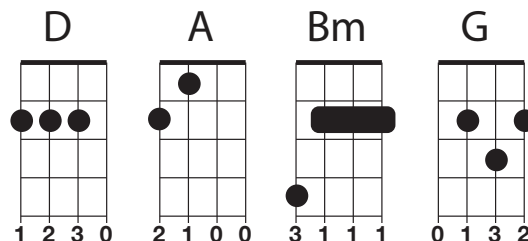
6/8 Time

For Educational Purposes only. Not for Resale.

Intro: | D | A | D | A |

Verse 1:

[D] Wise [A] men [Bm] say, [Bm]
only [G] fools [D] rush [A] in, [A]
But [G] I [A] can't [Bm] help,
[G] falling in [D] love [A] with [D] you [D]

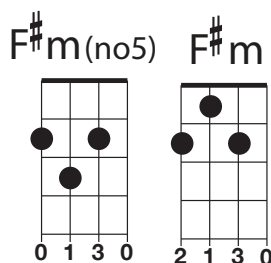


Verse 2:

[D] Shall [A] I [Bm] stay? [Bm]
Would it [G] be [D] a [A] sin, [A]
If [G] I [A] can't [Bm] help,
[G] falling in [D] love [A] with [D] you? [D]

Chorus:

[F#m] Like a river [Bm] flows,
[F#m] Surely to the [Bm] sea,
[F#m] Darling, so it [Bm] goes,
[F#m] Some things... [F#m(no5)] are
meant to [G] be [A]



Verse 3:

[D] Take [A] my [Bm] hand, [Bm]
take my [G] whole [D] life, [A] too, [A]
For [G] I [A] can't [Bm] help,
[G] falling in [D] love [A] with [D] you [D]

Chorus:

[F#m] Like a river [Bm] flows,
[F#m] Surely to the [Bm] sea,
[F#m] Darling, so it [Bm] goes,
[F#m] Some things... [F#m(no5)] are
meant to [G] be [A]

Outro:

[D] Take [A] my [Bm] hand, [Bm]
take my [G] whole [D] life, [A] too, [A]
For [G] I [A] can't [Bm] help,
[G] falling in [D] love [A] with [D] you [D]

For [G] I [A] can't [Bm] help
[G] falling in [D] love.... [A] with [D] you

CAN'T TAKE MY EYES OFF OF YOU

Frankie Vallie

Original Key Ab

F
Key

TIKI NATION
SECRET UKE CLUB TUNEBOOK

For Educational Purposes only. Not for Resale.

Page 1 of 2

Intro: **G** **Gm7** **F** **F**

2 1 1. 0 2. 0
3 1 : 3 1 0 1 3 : 3 1 0 1 3

Verse 1:

F **Fmaj7**
You're just too good to be true. Can't take my eyes off you.

F7 **Bb**
You'd be like heaven to touch. I wanna hold you so much.

Bbm **F**
At long last love has arrived. And I thank God I'm alive.

G7 **Gm7** **F**
You're just too good to be true. Can't take my eyes off you.

Verse 2:

F **Fmaj7**
Pardon the way that I stare. There's nothing else to compare.

F7 **Bb**
The sight of you leaves me weak. There are no words left to speak.

Bbm **F**
But if you feel like I feel. Please let me know that it's real.

G7 **Gm7** **F**
You're just too good to be true. Can't take my eyes off you.

Instrumental break:

Gm	Gm	Gm	Gm
Da Dot	Da Dot	Da Dot	Dit Da a
F	F	F	F
Da Dot	Da Dot	Da Dot	Dit Da a
Gm	Gm	Gm	Gm
Da Dot	Da Dot	Da Dot	Dit Da ah
F	F	D7#9	
Da Dot	Da Dot	blaaaaaa	

D7#9

Instrumental Section (Da Dot Da Dot...) **D7#9**

4 5 4 5 4 5 8 7 5 X2 4 5 4 5 8
6 6 6 6 6 6 : 6 6 6 6 8
6 7

Chorus 1:

Gm7 **C7**
I love you ba-by, and if it's quite alright,

Am7 **Dm**
I need you baby to warm the lonely night.

Gm7 **C7** **F** **D7**
I love you baby.....Trust in me when I say....

Gm7 **C7**
Oh pretty baby, don't bring me down, I pray.

Am7 **Dm**
Oh pretty baby, now that I found you. Stay.

Gm **Bbm6**
And let me love you, baby. Let me love you ...

Go To Page 2 >

Bbm6

Can't Take My Eyes Off Of You

Franki Valli

Page 2 of 2

Ab

Key

F

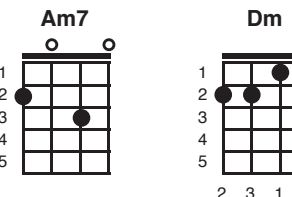
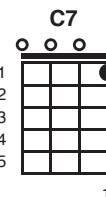
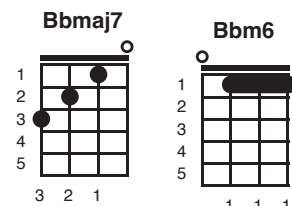
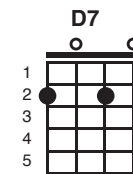
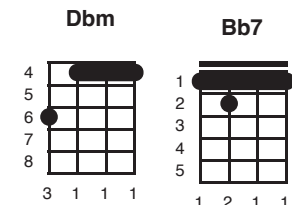
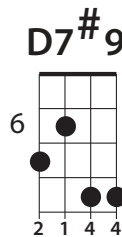
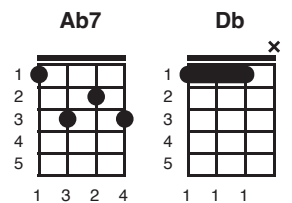
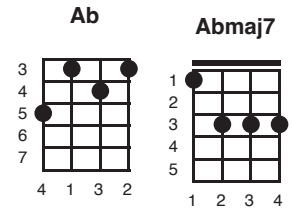
Key

TIKI NATION
SECRET UKE CLUB TUNEBOOK

For Educational Purposes only. Not for Resale.

Verse 1: Key Change

You're just too **Ab** good to be true. Can't take my **Abmaj7** eyes off you.
 You'd be like **Ab7** heaven to touch. I wanna **Db** hold you so much.
 At long last **Dbm** love has arrived. And I thank **Ab** God I'm alive.
 You're just too **Bb7** good to be true. Can't take my **A7** eyes off you. **Ab**



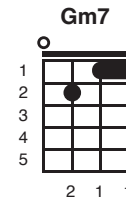
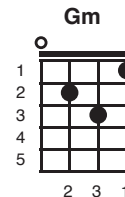
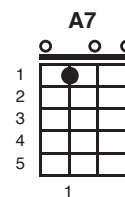
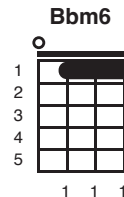
Gm Da Dot	Gm Da Dot	Gm Da Dot	Gm Dit Da a
F Da Dot	F Da Dot	D7#9 blaaaaaaa!	

Chorus 2:

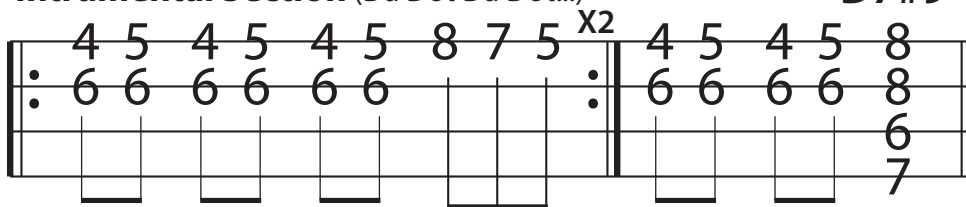
I love you **Gm7** ba-by, and if it's **C7** quite alright,
 I need you **Am7** baby to warm the **Dm** lonely night.
 I love you **Gm7** baby.....Trust in me when I **F** say.... **D7**
 Oh pretty **Gm7** baby, don't bring me **C7** down, I pray.
 Oh pretty **Am7** baby, now that I **Dm** found you. Stay.

Outro:

Oh Pretty **Gm** ba-by.... trust in me when I **C7** say..... **D7**
 I need you **Gm** baby.... well won't you **C7** come my way....
 Well pretty **Am7** baby, now that I **Dm** found you. Stay.
 And let me **Gm** love you, baby..... Let me **Bbm6** love you ...



Intrumental Section (Da Dot Da Dot...)



D7#9

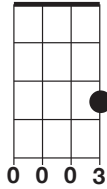
CHAIN OF FOOLS

Aretha Franklin

SNEAKY TIKI
SECRET CLUB TUNEBOOK

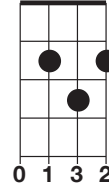
KEY of: C

C



KEY of: G

G



Chorus:

Chain, chain, chain
(Chain, chain, chain)
Chain, chain, chain
(Chain, chain, chain)
Chain, chain, chain
(Chain, chain, chain)
Chain of fools

Verse 1

For five long years
I thought you were my man
But I found out, love
I'm just a link in your chain
You got me where you want me
I ain't nothing but your fool
You treated me mean
Oh, you treated me cruel

Chorus:

Chain, chain, chain
(Chain, chain, chain)
Chain of fools

Verse 2

Every chain
Has got a weak link
I might be weak, yeah
But I'll give you strength, oh, hey
You told me to leave you alone
My father said, "come on home"
My doctor said, "take it easy"
Oh, but your loving is much too strong

Chorus:

I'm added to your chain, chain, chain
(Chain, chain, chain)
Chain, chain, chain
(Chain, chain, chain)
Chain, chain, chain
(Chain, chain, chain)
Your chain of fools

Verse 3:

One of these mornings
The chain is gonna break
But up until the day
I'm gonna take all I can take, oh hey

Chorus:

Chain, chain, chain
(Chain, chain, chain)
Chain, chain, chain
(Chain, chain, chain)
Chain, chain, chain
(Chain, chain, chain)
Your chain of fools, oh

Outro:

Chain, chain, chain
(Chain, chain, chain) Oh
Chain, chain, chain
Your chain of fools, oh yeah

CITY OF NEW ORLEANS

Performed by Arlo - Guthrie Steve Goodman

KEY of: F

Capo 1 to play
with original

SNEAKY TIKI
UKULELE MEETUP & SOCIAL CLUB
SAN DIEGO, CALIFORNIA

Verse 1:

[F] Riding on the [C] City of New [F] Orleans,
[Dm] Illinois Central [Bb] Monday morning [F] rail
[F] Fifteen cars and [C] fifteen restless [F] riders,
[Dm] Three conductors and [C] twenty-five sacks of [F] mail.

All [Dm] along the southbound odyssey
The [Am] train pulls out at Kankakee
[C] Rolls along past houses, farms and [G] fields
[Dm] Passin' train's that have no names,
[Am] And freight yards full of broken men
And the [C] graveyards of the [C7] rusted automo-[F]-biles.

Chorus

[Bb] Good morning [C] America how [F] are you?
Say [Dm] Don't you know me [Bb] I'm your native [F] son
[C] I'm the [F] train they call the [C] City of New [Dm] Orleans,
[F] [G/B] I'll be [Eb] gone five [Dm] hundred [C] miles when
the [C] day is [F] done. [F]

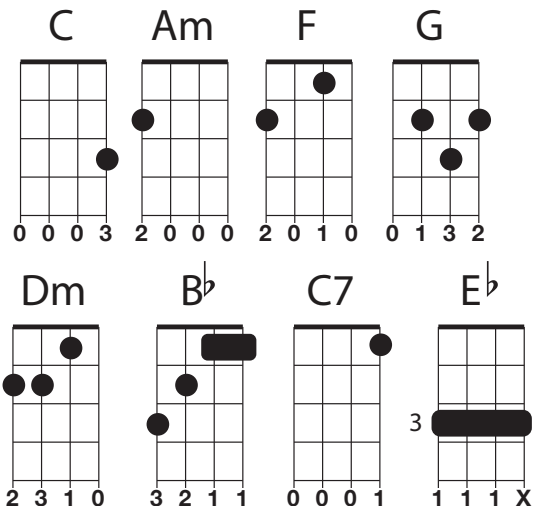
Verse 2:

Dealin' [F] card games with the [C] old men in the [F] club car.
[Dm] Penny a point ain't [Bb] no one keepin' [F] score.
[F] Pass that paper [C] bag that holds the [F] bottle
[Dm] Feel the wheels [C] rumblin' 'neath the [F] floor

.And the [Dm] sons of pullman porters
And the [Am] sons of engineers
Ride their [C] father's magic carpets made of [G] steel.
[Dm] Mothers with their babes asleep,
Go [Am] rockin' to the gentle beat
And the [C] rhythm of the [C7] rails is all they [F] feel.

Chorus

Say [Bb] Good morning [C] America how [F] are you?
[Dm] Don't you know me [Bb] I'm your native [F] son
[C] I'm the [F] train they call the [C] City of New [Dm] Orleans,
[F] [G/B] I'll be [Eb] gone five [Dm] hundred [C] miles when
the [C] day is [F] done. [F]



Verse 3:

[F] Night-time on The [C] City of New [F] Orleans,
[Dm] Changing cars in [Bb] Memphis, Tennes-[F]-see.
[F] Half way home, [C] we'll be there by [F] morning
Through the [Dm] Mississippi darkness
[C] rolling to the [F] sea.

But [Dm] all the towns and people seem
To [Am] fade into a bad dream
And the [C] steel rails still ain't heard the [G] news.
The con-[Dm]-ductor sings his song again,
The [Am] passengers will please refrain
[C] This train's got the [C7] disappearing
railroad [F] blues.

Chorus 2:

[Bb] Good night [C] America how [F] are you?
[Dm] Don't you know me [Bb] I'm your native [F] son
[C] I'm the [F] train they call the [C] City of New [Dm]
Orleans, [F] [G/B] I'll be [Eb] gone five [Dm] hundred
[C] miles when the [C] day is [F] done. [F]

COCONUT

Harry Nilson

Doctor:

Brother bought a coconut, he bought it for a dime
His sister had another one, she paid it for a lime
She put the lime in the coconut, she drank them both up
She put the lime in the coconut, she drank them both up
She put the lime in the coconut, she drank them both up

Brother:

She put the lime in the coconut, she called the doctor, woke him up
And said, Doctor, ain't there nothin' I can take
I say, doctor, to relieve this bellyache?
I say, doctor, ain't there nothin' I can take
I say, doctor, to relieve this bellyache?

Doctor:

Now let me get this straight
You put the lime in the coconut, you drank them both up
You put the lime in the coconut, you drank them both up
Put the lime in the coconut, you drank them both up

Sister:

Put the lime in the coconut, you called your doctor, woke him up
And said, Doctor, ain't there nothing I can take
I said, Doctor, to relieve this bellyache?
I said, Doctor, ain't there nothin' I can take
I said, Doctor, to relieve this bellyache?

Everyone:

You put the lime in the coconut, you drink 'em both together
Put the lime in the coconut, then you feel better
Put the lime in the coconut, drink 'em both up
Put the lime in the coconut, and call me in the morning

Break Everyone:

Whoop-whoop-whoop, whoop-oooh-oooh, whoop-oooh-oooh
Whoop-whoop-whoop, whoop-oooh-oooh, whoop-oooh-oooh
Whoop-whoop-whoop, whoop-oooh-oooh, whoop-oooh-oooh
Whoop-whoop-whoop, whoop-oooh-oooh, whoop-oooh-oooh

Everyone

Brother bought a coconut, he bought it for a dime
His sister had another one, she paid it for a lime
She put the lime in the coconut, she drank them both up

Sister:

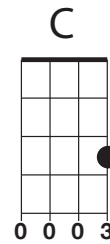
And put the lime in the coconut, she called the doctor, woke him up
Said, Doctor, ain't there nothin' I can take
I said, Doctor, to relieve this bellyache?
I said, Doctor, ain't there nothin' I can take?
I said, Doctor

Doctor

Now let me get this straight
You put the lime in the coconut, you drink 'em both up
Put the lime in the coconut, you drink 'em both up
Put a lime in the coconut, you drink 'em both up

Put the lime in the coconut, you such a silly woman
Put a lime in the coconut and drink 'em both together
Put the lime in the coconut, then you feel better
Put the lime in the coconut, drink 'em both down
Put the lime in the coconut, and call me in the morning

Play Uke? Visit TheTikiNation.com



SNEAKY TIKI

SECRET CLUB TUNEBOOK

KEY of: C

Brother:

Whoop-whoop-whoop-whoop, ain't there nothin' you can take
I say, whoop-whoop-whoop-whoop, to relieve your bellyache
You say, well, whoop-whoop-whoop-whoop,
ain't there nothing I can take
I say, whoop-whoop, to relieve your bellyache
You say, yeah, ain't there nothin' I can take
I say, waah waah, to relieve this bellyache

Sister:

I say, Doctor, ain't there nothin' I can take?
I say, Doctor, ain't there nothing I can take?
I say, Doctor, ain't there nothing I can take?
I say, Doctor

Doctor:

You're such a silly woman
Put the lime in the coconut and drink them both together
Put the lime in the coconut, then you feel better
Put the lime in the coconut, drink 'em both up
Put the lime in the coconut, and call me in the morning

Yes, you call me in the morning

If you call me in the morning, I'll tell you what to do
If you call me in the morning, I'll tell you what to do
If you call me in the morning, I'll tell you what to do
If you call me in the morning, I'll tell you what to do
Well, if you call me in the morning, I'll tell you what to do

Brother:

Whoop-whoop-whoop-whoop, ain't there nothin' you can take
I say, whoop-whoop-whoop-whoop, to relieve your bellyache
You say, well, whoop-whoop-whoop-whoop,
ain't there nothing I can take
I say, whoop-whoop, to relieve your bellyache
You say, yeah, ain't there nothin' I can take
I say, waah waah, to relieve this bellyache

Sister:

I say, Doctor, ain't there nothin' I can take?
I say, Doctor, ain't there nothing I can take?
I say, Doctor, ain't there nothing I can take?
I say, Doctor

Doctor:

You're such a silly woman
Put the lime in the coconut and drink them both together
Put the lime in the coconut, then you feel better
Put the lime in the coconut, drink 'em both up
Put the lime in the coconut, and call me in the morning

Yes, you call me in the morning

If you call me in the morning, I'll tell you what to do
If you call me in the morning, I'll tell you what to do
If you call me in the morning, I'll tell you what to do
If you call me in the morning, I'll tell you what to do
Well, if you call me in the morning, I'll tell you what to do


COME AND GET YOUR LOVE

Red Bone 1974



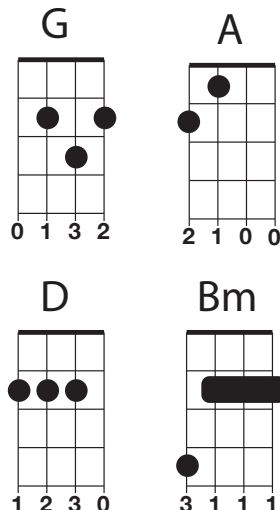
TIKI NATION
SECRET UKE CLUB TUNEBOOK

For Educational Purposes only. Not for Resale.



Verse 1:

[G] Hey [A] (**Hey**) [D] What's the [Bm] matter with your [G] head?
[A] ye-[D]ah-a [Bm]
[G] Hey [A] (**Hey**) [D] What's the [Bm] matter with your
[G] mind and your [A] sign?
And-a [D] oh oh [Bm] oh-a
[G] Hey [A] (**Hey**) [D] nothin' a [Bm] matter with your
[G] head baby, [A] find it, [D] come on and [Bm] find it.
[G] He-ll [A] / [D] with it [Bm] baby, cause you're
[G] fine and you're [A] mine and ya' [D] look so [Bm] divine



Chorus: Repeat this line 4 times

[G] Come and [A] get your [D] love [Bm]

Verse 2:

[G] Hey [A] (**Hey**) [D] What's the [Bm] matter with your
[G] feel right?
[A] Don't you [D] feel right, [Bm] baby?
[G] Hey [A] oh [D] yeah, [Bm] get it from the
[G] main line, [A] al-[D]right [Bm] I said-a
[G] find it, [A] find it, [D] darlin' [Bm] love it if you
[G] like it, [A] yeah-ah [D] [Bm]
[G] Hey [A] (**Hey**) [D] It's your [Bm] business if you
[G] want some [A] take some, [D] get it to-[Bm]gether, baby

Chorus: Repeat this line 4 times

[G] Come and [A] get your [D] love [Bm]

Bridge x 4

[G] Come and get your love.
Come and [A] get your love.
Come and get your [D] love now [Bm]

Chorus: Repeat this line 4 times

[G] Come and [A] get your [D] love [Bm]

Verse 2:

[G] Hey [A] (**Hey**)
[D] What's the [Bm] matter with your
[G] feel right?
[A] Don't you [D] feel right, [Bm] baby?
[G] Hey [A] oh [D] yeah,
[Bm] get it from the [G] main line,
[A] al-[D]right

Bass/Uke lick

[G] La la la la la [A] la la la la la - La la
[D] La la - Come and [Bm] get your
[G] love- La la la la la - [A] la la la la la - La la
[D] La la - - Come and [Bm] get your
[G] love- La la la la la - [A] la la la la la - La la
[D] La la - Come and [Bm] get your -

Bass/Uke lick

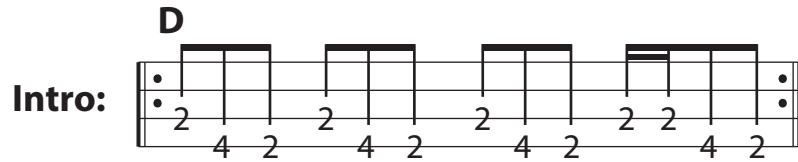
[G] Come and [A] get your [D] love!

COME AND GET YOUR LOVE

Red Bone 1974

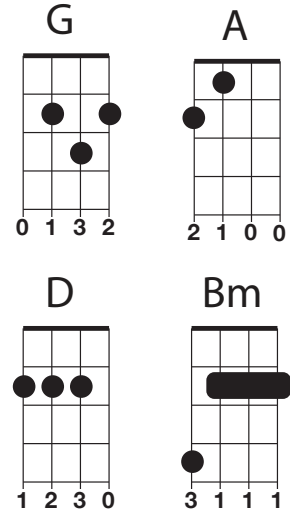


For Educational Purposes only. Not for Resale.



Verse 1:

[G] Hey [A] (Hey) [D] What's the [Bm] matter with your [G] head?
 [A] ye-[D]ah-a [Bm]
 [G] Hey [A] (Hey) [D] What's the [Bm] matter with your
 [G] mind and your [A] sign?
 And-a [D] oh oh [Bm] oh-a
 [G] Hey [A] (Hey) [D] nothin' a [Bm] matter with your
 [G] head baby, [A] find it, [D] come on and [Bm] find it.
 [G] He-ll [A] / [D] with it [Bm] baby, cause you're
 [G] fine and you're [A] mine and ya' [D] look so [Bm] divine



Chorus: Repeat this line 4 times
 [G] Come and [A] get your [D] love [Bm]

Verse 2:

[G] Hey [A] (Hey) [D] What's the [Bm] matter with your
 [G] feel right?
 [A] Don't you [D] feel right, [Bm] baby?
 [G] Hey [A] oh [D] yeah, [Bm] get it from the
 [G] main line, [A] al-[D]right [Bm] I said-a
 [G] find it, [A] find it, [D] darlin' [Bm] love it if you
 [G] like it, [A] yeah-ah [D] [Bm]
 [G] Hey [A] (Hey) [D] It's your [Bm] business if you
 [G] want some [A] take some, [D] get it to-[Bm]gether, baby

Chorus: Repeat this line 4 times
 [G] Come and [A] get your [D] love [Bm]

Bridge x 4

[G] Come and get your love.
 Come and [A] get your love.
 Come and get your [D] love now [Bm]

Chorus: Repeat this line 4 times
 [G] Come and [A] get your [D] love [Bm]

Verse 2:

[G] Hey [A] (Hey)
 [D] What's the [Bm] matter with your
 [G] feel right?
 [A] Don't you [D] feel right, [Bm] baby?
 [G] Hey [A] oh [D] yeah,
 [Bm] get it from the [G] main line,
 [A] al-[D]right

Bass/Uke lick

[G] La la la la la [A] la la la la la - La la
 [D] La la - Come and [Bm] get your
 [G] love- La la la la la - [A] la la la la la - La la
 [D] La la - - Come and [Bm] get your
 [G] love- La la la la la - [A] la la la la la - La la
 [D] La la - Come and [Bm] get your -

Bass/Uke lick

[G] Come and [A] get your [D] love!

COME AWAY WITH ME

3/4 Time



For Educational Purposes only. Not for Resale.

Nora Jones

Intro ||: ¹²³ C | ¹²³ Am | ¹²³ C | ¹²³ Am :|| X2

Verse 1:

[C] Come a-[Am]way with me, in the [C] night. [Am]
[C] Come a-[Am] way with me,
And I will [Em] write [F] you a [C] song. [G]

Verse 2:

[C] Come a-[Am] way with me, on a [C] bus. [Am]
[C] Come a-[Am]way where they can't [Em] tempt
[F] us, with their [C] lies. [C]

Chorus:

And [G] I want to [F] walk with you,
[C] on a [C] clou-dy day.
[G] In fields where the [F] yellow grass,
grows knee-[C] high.
So won't you [G] try to [C] come.

Verse 3:

Come a-[Am]way with me, and we'll [C] kiss
On a [Am] mountaintop,
[C] Come a-[Am]way with me,
And [Em] I'll never [F] stop loving [C] you. [G]

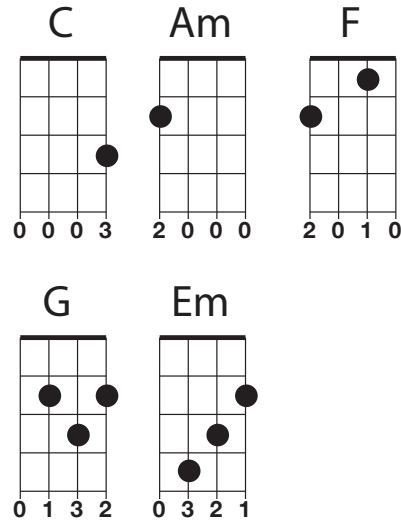
Solo: 3/4 Time

| C | Am | C | Am | C | Am | Em | F | C | G |
| C | Am | C | Am | C | Am | Em | F | C | C |

Chorus / Outro:

And [G] I want to [F] wake up with the [C] rain
falling [C] on a tin roof,
[G] While I'm [F] safe there in your [C] arms.

* So all I [G] ask... is for [C] you to come
a-[Am]way with me, in the [C] night. [Am]
[C] Come a-[G]way with [C] me...



COME RAIN OR COME SHINE

B.B. King & Eric Clapton - Riding with the King

Intro: | Bb G#dim | F D | G7 C | F C |

Verse 1:

[F] I'm gonna love you
[A7] Like nobody's loved you
[Dm] Come rain or come shine [Dm]
[G7] High as a mountain and [C] deep as a river
Come [F] rain or come shine [F7]

Verse 2:

Well I [Bbm] guess when you [Fm] met me
[Bbm] That it was just one of those [C7] things
[Dm] Don't you ever [Am7] bet me
Cause I'm [Eb] gonna [EbMaj7] be [Cdim] true, [Ebdim]
if you [Gm7] let [G7sus2] me [C7] /

Chorus:

Oh [F] you're gonna love me
[A7] Like nobody's loved me
[Dm] Come rain or come [G7] shine
[B] Happy together [E7] un-happy together
[A] Won't [F#m] that be [A7/G] fine [F#m]
| A F#m A - |

Bridge:

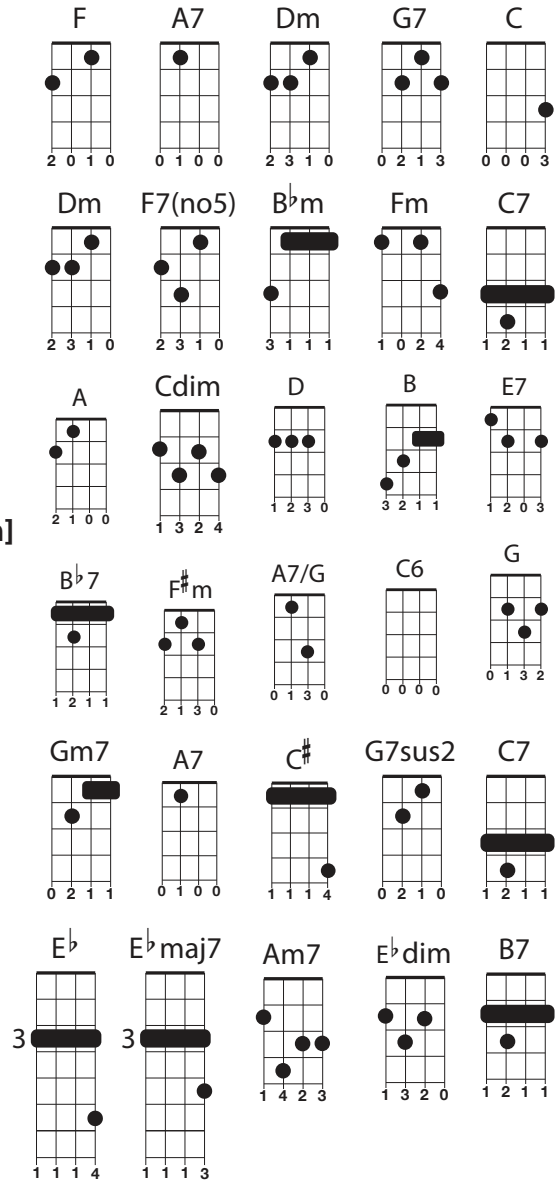
[D] Day may be cloudy or sunny [C6]
[G] We're either in or we're out of our [G7] money [C6]
[F] I'm with you [G7] always
[Bb7] I'm with you [A7] rain or [D] shine

↓ **Solo Section:**

||: D D D C6 | G G G C6 :|| X3 | D D D C6 | G G Bb B7 |

Chorus:

Oh [F] you're gonna love me
[A7] Like nobody's loved me
[Dm] Come rain or come [G7] shine
[B] Happy together [E7] un-happy together
[A] Won't [F#m] that be [A7/G] fine [F#m]
| A F#m A - |



Bridge/ Outro:

[D] Day may be cloudy or sunny [C6]
[G] We're either in or we're out
of our [G7] money [C6]
[F] I'm with you [G7] always
[Bb7] I'm with you [A7] rain or
[D] shine // [C6] [G] / [Bb] [B7]
[F] I'm with you [G7] always
[Bb] I'm with you [A] rain... or [D] shine

| D D D C | G G G G | C C C C# | D | End.

COME TOGETHER

THE BEATLES (LENNON/MCCARTNEY)

SNEAKY TIKI

UKULELE MEETUP & SOCIAL CLUB
SAN DIEGO, CALIFORNIA

KEY of: D

Intro: | D | D | D | D |

[D] Here come old flattop, he come grooving up slowly,
He got joo-joo eyeball, he one holy roller,
He got [A] hair- down- to his knee,
[G] Got to be a joker he just do what he please.

| D | D | D | D |

[D] He wear no shoeshine, he got toe-jam football,
He got monkey finger, he shoot coca-cola,
He say [A] "I know you, you know me",
[G] One thing I can tell you is you got to be free.

Come to-[Bm]gether [A] right [G] no-[A]w over [D] me

| D | D | D | D | A | A | G | G |

[D] He bag production, he got walrus gumboot,
He got ono sideboard, he one spinal cracker,
He got [A] feet down below his knee,
[G] Hold you in his armchair you can feel his disease.

Come to-[Bm]gether [A] right [G] no-[A] w over [D] me

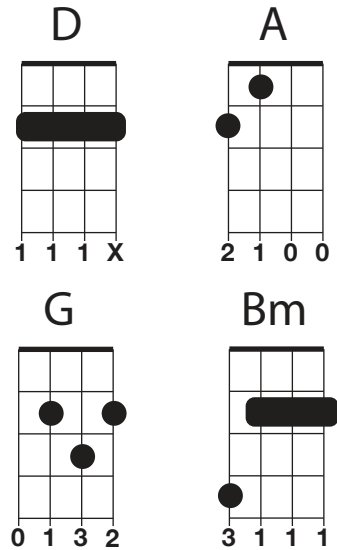
Right! [Solo] | D | D | D | D | A | A | A | A | D

[D] He roller-coaster, he got early warning,
He got muddy water, he one mojo filter,
He say [A] "One and one and one is three",
[G] Got to be good-looking cuz' he's so hard to see.

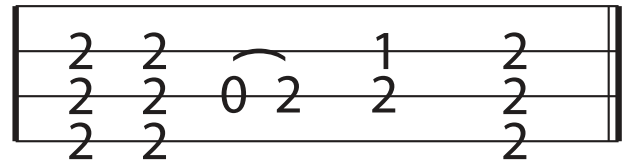
Come to-[Bm]gether [A] right [G] now [A] over [D] me

Yeah come together - Yeah come together,
Yeah come together - Yeah come together,
Yeah come together -Yeah come together,
Yeah oh -Come together - Yeah come together.

Play Uke? Visit TheTikiNation.com



INTRO LICK



COUNT ON ME

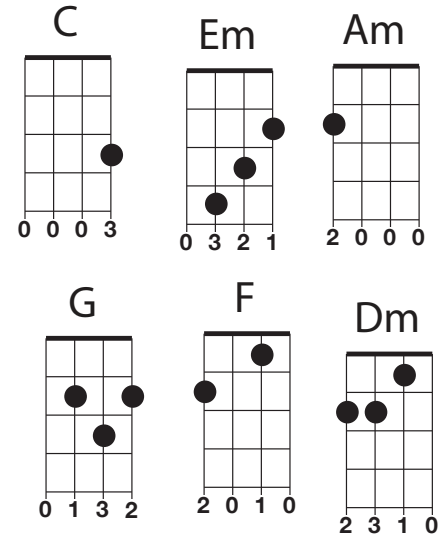
Bruno Mars



For Educational Purposes only. Not for Resale.

C
Intro: Ah huh huh

C **Em**
If you ever find yourself stuck in the middle of the sea
Am **G** **F**
I'll sail the world..... to find you...
C **Em**
If you ever find yourself lost in the dark - and you can't see...
Am **G** **F**
I'll be the light..... to guide you...



Pre-Chorus
Dm **Em**
Find out what we're made of
F **G**
When we are called to help our friends in need (one strum)...

Chorus
C **Em** **Am** **G**
You can count on me like 1, 2, 3 I'll be there
F
And I know when I need it...
C **Em** **Am**
I can 4, 3, 2 and you'll be there
G **F** **C**
... 'cause that's what friends are supposed to do, oh yeah
Em **Am** **G** **F** **G**
Ouuuh oo oo oo /Ouuuh...oo oo oo oo /oooo oooo/yeah, yeah/

C **Em**
If you're tossin' and you're turnin' - And you just can't fall a-sleep
Am **G** **F**
I'll sing a song..... be-side you
C **Em**
And if you ever forget how much you really mean to me...
Am **G** **F**
every-day I will.....re-mind you..., ohhh

Repeat Pre-Chorus & Chorus

Bridge

Dm **Em** **Am** **G**
You'll always have my shoulder when you cry... eye
Dm **Em** **F** **G**
I'll never let go never say good-bye... eye (you know...)

C **Em** **Am** **G**
...you can count on me like 1, 2, 3 I'll be there
F
And I know when I need it...
C **Em** **Am** **G**
I can 4, 3, 2 and you'll be there
F **C**
'cause that's what friends are supposed to do, oh yeah
Em **Am** **G**
Ouuuh oo oo oo /Ouuuh...oo oo oo oo /oooo oooo/
F **C**
you can count on me cause I can count on you

CRAZY LOVE

Van Morrison

G

Key

Original in A. Capo 2

TIKI NATION
SECRET UKE CLUB TUNEBOOK

For Educational Purposes only. Not for Resale.

Intro: ||: G Bm | C G :||

Verse 1:

I can [G] hear her [Bm] heart beat,
from a [C] thousand [G] miles,
And the [G] heavens o-[Bm]pen,
Every [C] time she [G] smiles,
And [G] when I come to [Bm] her,
That's [C] where I [G] belong,
Yeah, I'm [G] running to [Bm] her,
Like a [C] river [G] song.

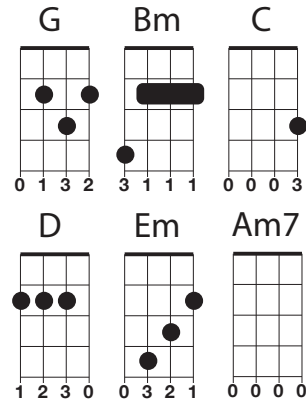
Chorus:

She gives me [G] love, [D] love, [Em] love,
[D] love, [C] crazy [D] love,
She give me [G] love,
[D] love, [Em] love, [D] love,
[C] crazy [G] love,

Verse 2:

She got a [G] fine sense of [Bm] humor,
When I'm [C] feeling' low [G] down,
[G] And when I come to [Bm] her,
When the [C] sun goes [G] down.
[G] Take away my [Bm] troubles,
[C] take away my [G] grief,
[G] Take away my [Bm] heartache,
In the [C] night like a [G] thief.

Chorus:



Bridge:

Yeah I [D] need [C] her in the [G] day-time,
[D] And I [C] need her in the [G] night,
[D] And I wanna [C] throw my
arms a-[G]round [Em] her,
And [Am7] kiss and hug her,
[D] kiss and hug her [G] tight [D]

Verse 3:

Yeah when [G] I'm re-[Bm]turning,
from [C] so far a-[G]way,
She [G] give me some sweet [Bm] lovin',
[C] Brighten up my [G] day,
And it [G] makes me [Bm] righteous,
And it [C] makes me [G] whole,
And it [G] makes me [Bm] mellow, yeah,
[C] down to my [G] soul.

Chorus X2

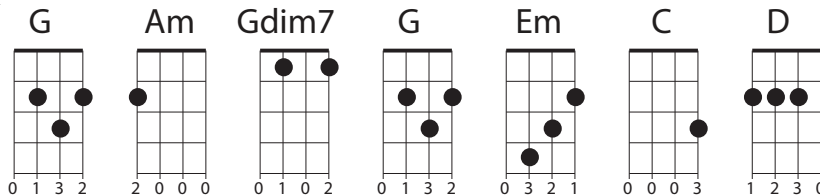
End

Crocodile Rock

Elton John

Intro :

G Am Gdim7 | G | Em | C | D |



Verse 1:

I re-[**G**]member when rock was young,
me and [**Bm**] Susie had so much fun.
Holdin' [**C**] hands and skimmin' stones,

Had a [**D**] old gold Chevy and a place of my own.
But the [**G**] biggest kick I ever got, was doin' a
[**Bm**] thing called the Crocodile Rock.

While the [**C**] other kids were rockin' round the
clock, we were [**D**] hoppin' and boppin' to the
[**D**] Crocodile Rock, well!

Verse 2:

But the [**G**] years went by and rock
just died, [**Bm**] Susie went and left
me for some foreign guy,

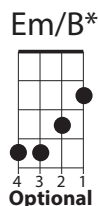
[**C**] Long nights cryin' by the record
machine, [**D**] dreamin' of my Chevy
and my old blue jeans.

But they'll [**G**] never kill the thrills
we got, burnin' [**Bm**] up to the
Crocodile Rock.

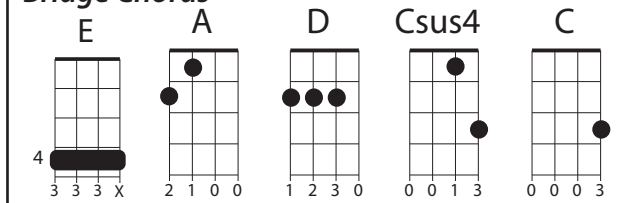
Learning [**C**] fast 'til the weeks went
past, wereally [**D**] thought the
Crocodile Rock would last, well!

Chorus:

[**Em***] Croc-o- dile [**D**] Rock-[**Em***]in'
is [**Em***] somethin' [**D**] shock-[**Em***]in'
when your [**A**] feet just can't keep still.
[**D**] I never had me a better time,
and I [**G**] guess I never will.



Bridge Chords



Bridge:

[**E**] Oh lawdy momma, those Friday nights, when
[**A**] Suzie wore her dresses tight,
and [**D**] the Crocodile Rockin' was out of
[**Csus4**]si-[**C**]ight [**Csus4**]eye-[**C**]ite [**Csus4**] [**C**]

Kazoo Solo Break:

[**G**] La... la la la la
[**Em**] La... la la la la
[**C**] La... la la la la [**D**] La...

Repeat Chorus and Bridge

Kazoo Solo Break:

[**G**] La... la la la la
[**Em**] La... la la la la
[**C**] La... la la la la [**D**] La...

Repeat Verse 1:

Repeat Chorus and Bridge

Kazoo Solo Break:

[**G**] La... la la la la
[**Em**] La... la la la la
[**C**] La... la la la la [**D**] La... **X2**

Play Uke? Visit TheTikiNation.com

Arr. for GCEA Ukulele by **KEV 23-07XXX**
For Educational Purposes only. Not for Resale.

CROSSROADS BLUES

Cream/Eric Clapton

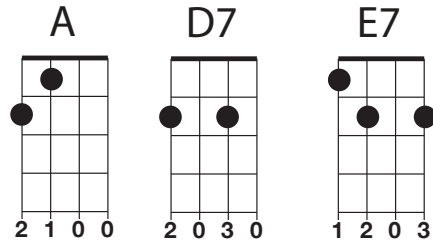
A
Key

TIKI NATION
SECRET UKE CLUB TUNEBOOK

For Educational Purposes only. Not for Resale.

Intro:

||: A | A | A | A | D7 | D7 | A | A | E7 | D7 | A | E7 :||



Verse 1:

[A] I went down to the crossroads,
 [D7] Fell down on my [A] knees,
 [D7] I went down to the crossroads,
 Fell down on my [A] knees,
 [E7] Ask the lord up above for mercy,
 [D7] take me if you [A] please

Verse 2:

[A] I went down to the crossroads,
 [D7] tried to flag a [A] ride
 I went [D7] down to the crossroads,
 Tried to flag a [A] ride
 [E7] Nobody seemed to know me,
 [D7] everybody passed me [A] by

Verse 3:

[A] Well I'm going down to Rosedale,
 [D7] Take my rider by my [A] side,
 [D7] Well I'm going down to Rosedale,
 Take my rider by my [A] side,
 [E7] You can still buy a house baby,
 [D7] on the river-[A]side

Repeat Verse 3:

[A] Well I'm going down to Rosedale,
 [D7] Take my rider by my [A] side,
 [D7] Well I'm going down to Rosedale,
 Take my rider by my [A] side,
 [E7] You can still buy a house baby,
 [D7] on the river-[A]side

Solo Jam:

||: A | D7 | A | A | D7 | D7 | A | A | E7 | D7 | A | A :||

Verse 4:

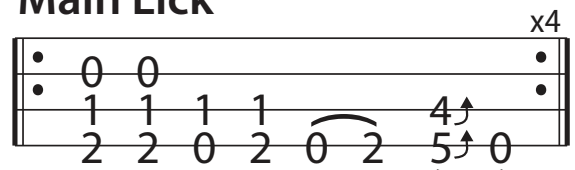
[A] You can run, you can run,
 [D7] Tell my friend 'O Willie [A] Brown,
 [D7] Run, you can run,
 Tell my friend 'O Willie [A] Brown,
 [E7] Well I'm standin' at the crossroads,
 [D7] I Believe I'm sinkin' [A] down

Solo Jam:

||: A | D7 | A | A | D7 | D7 | A | A | E7 | D7 | A | A :||

[View Solo Tab >](#)

Main Lick



CHEAT SHEET: Crossroads Blues Intro

This is the Tab for the Intro solo section of Crossroads Blues.
 This was arranged for Low G Ukulele. (gCEA).



Original Arrangement by KEV

x4

•	0	0				•
•	1	1	1	1		•
	2	2	0	2	0 2	•

4↑
5↑ 0

2	2	2		2	(2)	2	2	2	2
2	2		0			2	2	2	0
2	2			2		2	2		2

4↑
5↑

x2

•	0	0				•
•	1	1	1	1		•
	2	2	0	2	0 2	•

4↑
5↑ 0

4	4	4	4	4	4	4	4	2	2
4	4	4	4	4	4	4	4	2	2
4	4	4	4	4	4	4	4	0	2

0 2 0 2

2	0					3	0		
		0	0			0	1		0
	2			2		1	2		0

0 2 0 2

		0		4
	1			4
2				4

< Back to Song

DESPERADO The Eagles

G
Key

TIKI NATION
SECRET UKE CLUB TUNEBOOK

For Educational Purposes only. Not for Resale.

Intro/Outro Arr. by KEV

G	Fmaj7b5	C	Adim F9
2 5 2 7 5 2		0 3 0 5 3	
3 5 3		0 3 3	
2 5		0 5 2	
0 4			

G	Em	A7	D
	0		2
	2	2	2
0 2 / 4	4 0	2 4 2 0	2

G	G7	A7	Cm
0 1 3 2	0 2 1 3	0 1 0 0	3 1 1 1
Em	Bm	Am	D
0 3 2 1	3 1 1 1	2 0 0 0	1 2 3 0
C	D7	B7	
0 0 0 3	2 0 3 0	3 2 1 0	

Desper-[G]ado, [G7] why don't you
[C] come to your [Cm] senses?
You've been [G] out' riding' [Em] fences
for [A7] so long now, [D7]

Oh, you're a [G] hard one,
[G7] I know that [C] you got your reasons, [Cm]
These [G] things that [B7] are [Em] pleasing' [Em]
you can [Am] hurt you [D7] some-[G]how [D]

Don't you [Em] draw the queen of
[Bm] diamonds boy,
She'll [C] beat you if she's [G] able,
You know the [Em] queen of hearts is
[C] always your best [G] bet [D]

Now it [Em] seems to me some
[Bm] fine things have been
[C] Laid upon your [G] table, but you [Em] only
want the [A7] ones you can't [Am] get. [D]

Desper-[G] ado, [G7] oh you ain't
[C] gettin' no [Cm] younger,
You [G] pain and your [Em] hunger,
they're [A7] driven' you [D7] home.

And [G] freedom, oh [G7] freedom,
well, that's just [C] some people [Cm] talking',
Your [G] prison [B7] is [Em] walking' [D] through
this [A7] world all [D7] a-[G]lone [D]

Don't your [Em] feet get cold
in the [Bm] winter time?
The [C] sky won't snow and
[G] the sun won't shine,
It's [Em] hard to tell the
[C] night time from the [G] day
You're [Em] losing' all your [Bm] highs and lows
Ain't it [C] funny how the [G] feeling' goes
a-[Am]way [D]

Desper-[G]ado, [G7] why don't you
[C] come to your [Cm] senses,
Come [G] down from [D] your
[Em] fences, [A7] open the [D7] gate.

It may be [G] rainin', [G7] but there's a
[C] rainbow above you [Cm]
You better [G] let some-[B7]body [Em] love you,
[C] (Let some-[G]body [Am] love you)
You better [G] let some-[B7]body [Em] love you,
be-[Am]fore it's too [G] late.

Fancy Ending: Play the Intro - End with a G Chord

(SIT-IN' ON THE) DOCK OF THE THE BAY

G
Key

TIKI NATION
SECRET UKE CLUB TUNEBOOK

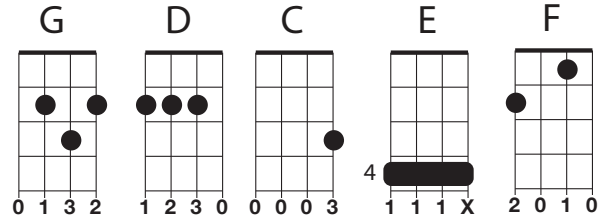
For Educational Purposes only. Not for Resale.

Otis Redding

Intro: | G | G | G | G |

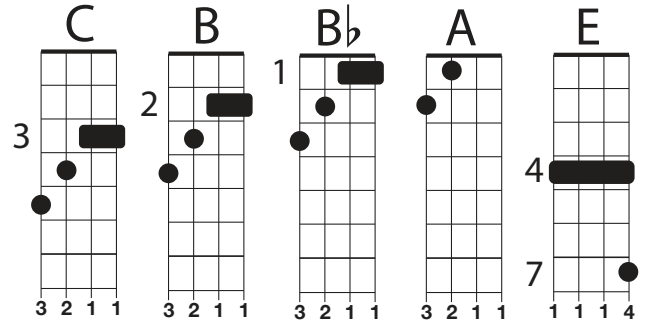
Verse 1:

[G] Sitting's the morning [B] sun,
I'll be [C] sit-in' when the [C*] ev-[B]en-[Bb]ing [A] comes,
[G] Watching the ships roll [B] in,
Then I [C] watch them roll a-[C*]way [Bb]a-[A]gain, ooh



Chorus:

I'm [G] sit-in' on the dock the [E] bay,
Watching' the [G] tide roll a-[E]way, ooh
I'm just [G] sitting' on the dock of the [A] bay,
wastin' [G] time [E]



Verse 3:

I [G] left my home in [B] Georgia -
[C] Headed for the [C*] Fri-[B]is-[Bb]co [A] Bay
Cuz [G] I've got nothing to [B] live for,
Looks like [C] nothing's gonna,
[C] co-[B]me [Bb] my [A] way

Chorus:

So, I'm just gonna'
[G] sit on the dock of the [E] bay,
Watchin' the [G] tide roll a-[E]way, ooh
I'm [G] sit-in' on the dock of the [A] bay,
wastin' [G] time [E]

Bridge:

[G] Looks [D] like [C] nothing's gonna' change,
[G] Every-[D]thing [C] seems to stay the same
[G] I can't [D] do what
[C] ten people [G] tell me to do,
[F] So I guess I'll re-[D]main the same, yes!

Verse 4:

[G] Sitting here resting my [B] bones
And this [C] loneliness won't [C*] leave
[B] me [Bb] a-[A]lone
Listen [G] two thousand miles I [B] roam,
Just to [C] make this [C*]do-[B]ck [Bb]my [A]
home, now

Chorus:

I'm just gonna' [G] sit at the
Dock of the [E] bay,
Watchin' the [G] tide roll a-[E]way,
Ooh [G] Sit-in' on the dock of the [A] bay,
Wastin' [G] time [E]

Whistling Ending

| G | G | G | G | E | G | G | G | G | E fade

DON'T THINK TWICE, IT'S ALRIGHT

Bob Dylan

KEY of: C Capo 4 to play in the original Key of E

TIKI NATION
SECRET UKE CLUB TUNEBOOK

For Educational Purposes only. Not for Resale.

Intro: | C G | Am C6 F F | C G | C |

Well it [C] ain't no use to
[G] sit and wonder [Am] why babe,
[F] If'n you don't know by [C] now. [G]
And it [C] ain't no use [G] to sit and wonder [Am] why babe,
[D7] It'll never do some-[G] how. [G7]

Where your [C] rooster crows, at the [C7] break of dawn,
[F] Look out your window, and [D7] I'll be gone,
[C] Your the [G] reason I'm-a [Am] Trav'-[C6]lin [F] on,
But [C] don't think [G] twice, it's al-[C]right.

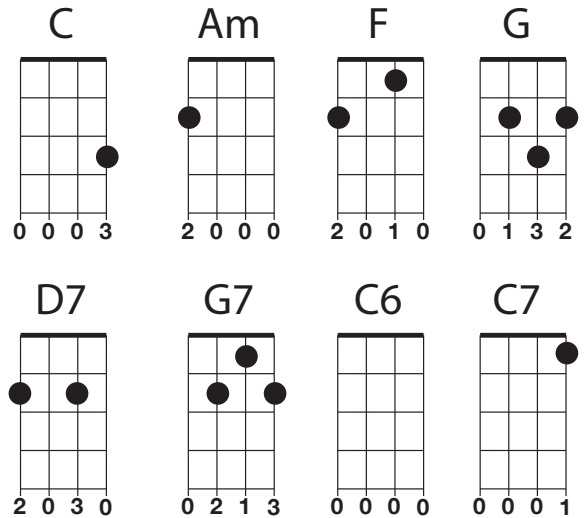
| C G | Am | F | C | C |

It [C] ain't no use in-a
[G] turnin' on your [Am] light babe,
[F] The light I never [C] knowed. [G]
And it [C] ain't no use in [G] turnin' on your [Am] light babe,
[D7] I'm on the dark side of the [G] road. [G7]

But I [C] wish there was somethin',
you would [C7] do or say.
[F] To try and make me change my, [D7] mind and stay.
[C] We never [G] did too much,
[Am] talking' [C6] any-[F]way,
[C] Don't think [G] twice - It's al-[C]-right.

| C G | Am C6 | F | C G | C |

Now it [C] ain't no use in
[G] calling' out my [Am] name gal.
[F] Like you never did be-[C]fore. [G]
And [C] it ain't no use in [G] calling' out my [Am] name gal.
[D7] I can't hear ya any-[G]more. [G7]



I'm-a [C] thinking' an' wonderin',
[C7] walk-in' way down the road,
I [F] once loved a woman, a [D7] child I'm told.
I'd [C] give her my [G] heart,
but she [Am] wanted [C6] my [F] soul.
[C] Don't think [G] twice, it's al-[C]-right.

| C G | Am C6 | F | C G | C |

So [C] lo-[G]ong honey [Am] baby
Where I'm [F] bound, I can't [C] tell, [G]
[C] Goodbye is [G] to good [Am] word babe,
[D7] So I just say fare [G] thee well. [G7]

I [C] ain't saying' you [C7] treated me un-kind,
You [F] could have done better, but [D7] I don't mind.
[C] You just [G] kinda wasted,
[Am] my pre-[C6]cious [F] time.
[C] Don't think [G] twice it's al-[C]-right.

| C G | Am C6 F F | C G | C |
| C G | Am C6 F F | D7 | G G7 |
| C | C7 | F | D7 | C G | Am C6 F F | C G | C G C - | End

DON'T WORRY BE HAPPY

Bobby McFerrin

C
Key

TIKI NATION
SECRET UKE CLUB TUNEBOOK

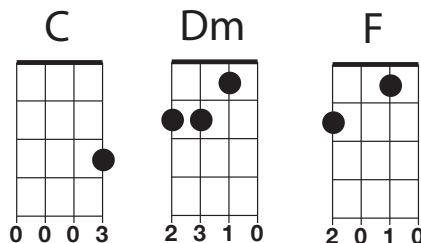
For Educational Purposes only. Not for Resale.

Original in the key of **B | B | C#m | E | B |**

Intro: ||: **C** | **Dm** | **F** | **C** | :||

Verse 1:

[**C**] Here's a little song I wrote,
[**Dm**] and you can learn it note for note,
Don't [**F**] worry. Be [**C**] happy!



[**C**] Every life we have some trouble,
[**Dm**] when you worry you make it double,
Don't [**F**] worry. Be [**C**] happy!

Don't Worry, be happy...
Ooohs: ||: **C** | **Dm** | **F** | **C** :||

[**C**] Ain't got no place to lay your head,
[**Dm**] Somebody came and took your bed,
Don't [**F**] worry, be [**C**] happy!

Don't Worry, be happy...
Ooohs: ||: **C** | **Dm** | **F** | **C** :||

[**C**] The landlord say your rent it late,
[**Dm**] he may have to litigate,
Don't [**F**] worry, be [**C**] happy!

Whistle: ||: **C** | **Dm** | **F** | **C** :||

[**C**] Ain't got no cash, ain't got no style,
[**Dm**] Ain't got no goal to make you smile
But don't [**F**] worry, be [**C**] happy!

[**C**] When you worry your face will frown,
[**Dm**] That will bring everybody down,
So don't [**F**] worry, be [**C**] happy

Don't Worry, be happy...
Ooohs: ||: **C** | **Dm** | **F** | **C** :||

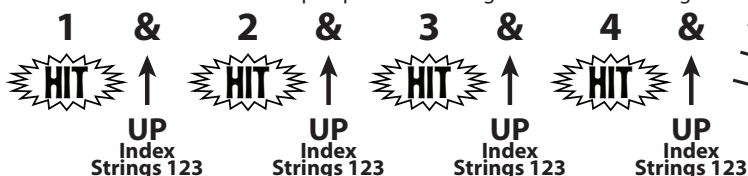
[**C**] Here's a little song I wrote,
[**Dm**] and you can learn it note for note,
Don't [**F**] worry, be [**C**] happy

Don't Worry, be happy...
Ooohs: ||: **C** | **Dm** | **F** | **C** :||

Whistle: ||: **C** | **Dm** | **F** | **C** :||

Percussive Reggae STRUM

Percussive strike with an open palm contacting soundboard & strings



DO WAH DIDDY DIDDY

KEY of: E

TIKI NATION
SECRET UKE CLUB TUNEBOOK

For Educational Purposes only. Not for Resale.

Manfred Man Earth Band

Intro: $\begin{matrix} E & & & A & & E \\ \downarrow & \downarrow & \uparrow & \uparrow & \downarrow & \downarrow & \downarrow \\ 1 & \& 2 & \& 3 & \& 4 & \& 1 \end{matrix}$

[N.C.] There she was,
just a 'walkin' down the street, singin',
[E] Do wah diddy diddy [A] dum diddy [E] doo.

[E] Snappin' her fingers and
[A] shufflin' her [E] feet singin',
[E] Do wah diddy diddy [A] dum diddy [E] doo.

[N.C.] She looked good! (*Looked good!*),
She looked fine! (*Looked fine!*)
She looked good! She looked fine!
and I nearly lost my mind.

[E] Before I knew it she was
[A] walkin' next to [E] me, singing,
[E] Do wah diddy diddy [A] dum diddy [E] doo.

[E] Holdin' my hand just as
[A] natural as can [E] be, singin',
[E] Do wah diddy diddy diddy
[A] dum diddy [E] do

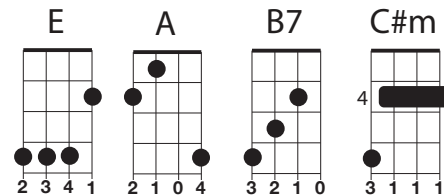
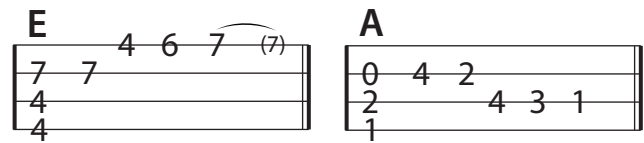
[N.C.] We walked on (*Walked on!*)
To my door (*My door!*) We walked on, to *my door*,
Then we kissed a little more.

Chorus:
[E] Do do do do.. Whoa-oa,
I [C#m] knew we was fallin' in love.
[A] ...Yes I did, and so I [B7] told her all the things,
I've been dreamin' of.

Now [E] we're together nearly
[A] Every single [E] day, singin',
[E] Do wah diddy diddy diddy [A] dum diddy [E] doo.

[E] Uh, we're so happy and that's
[A] How we're gonna [E] stay, singin'
[E] Do wah diddy diddy [A] dum diddy [E] do.

Solo TAB: Chorus



[N.C.] Well I'm hers! (*I'm hers!*)
She's mine! (*She's mine!*)
I'm hers, *she's mine*,
wedding bells are gonna' chime.

Chorus:
[E] Do do do do.. Whoa-oa,
I [C#m] knew we was fallin' in love.
[A] ...Yes I did, and so I [B7] told her all the things,
I've been dreamin' of.

[N.C.] Now we're together nearly every single
day, singin', [E] do wah diddy diddy
[A] dum diddy [E] doo.

[E] Uh, we're so happy and that's
[A] how we're gonna [E] stay, singin',
[E] Do wah diddy diddy [A] dum diddy [E] doo.

Outro
[N.C.] Well I'm hers. (*I'm hers!*)
She's mine. (*She's mine!*)
I'm hers, she's mine,
Wedding bells are gonna' chime,
[B7] Uh oho-oa, oh yeah!
[E] Do wah diddy diddy [A] dum diddy [E] doo,
(*We're singin'!*)
[E] Do wah diddy diddy [A] dum diddy [E] doo.
[E] Do wah diddy diddy [A] dum diddy [E] doo.
[Stop!]

Dream a Little Dream of Me

Key of C

The Mamas & The Papas Arranged for Ukulele by KEV



C	Cdim	Ab7	G7	
Intro: //	//	//	//	x2

Verse 1:

C B7 Ab7 G7
 Stars shining bright a-bove you,
C B7 A7 A
 night breezes seem to whisper "I love you"
F Fm
 Birds singing in a sycamore tree,
C Cdim G7
 dream a little dream of me.

Verse 2:

C B7 Ab7 G7
 Say "Nightie-night" and kiss me,
C B7 A7 A
 Just hold me tight and tell me you'll miss me...
F Fm
 While I'm alone and blue as can be,
C Ab7 G C E
 dream a little dream of me.

Bridge:

A F#m D E
 Stars fading but I linger on, dear,
A F#m D E
 still craving your kiss.
A F#m D E
 I'm longing to linger till dawn, dear,
A F#m Ab7 G7
 Just saying th--- -is.

Verse 3:

C B7 Ab7 G7
 Sweet dreams till sunbeams find you,
C B7 A7 A
 Sweet dreams that leave all worries be-hind you
F Fm
 But in your dreams what-ever they be,
C Ab7 G C
 dream a little dream of me.

Instrumental:
 (Kazoo Solo)

C B7 Ab7G7 C B7 A7 A
 // // // // // // // //

F Fm C Cdim G7
 // // // // //

Repeat Bridge & Verse 3:

Outro:

(Repeat with Whistle or Kazoo. Fade out.)

C Cdim Ab7 G7
 // // // //

DREAM BABY (How Long Must I Dream)

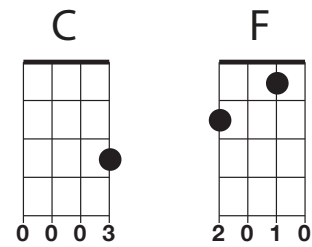
Roy Orbison

KEY of: C

SNEAKY TIKI
UKULELE MEETUP & SOCIAL CLUB
SAN DIEGO, CALIFORNIA

Intro: | F |

[C] Sweet dreams baby,
Sweet dreams baby,
[F] Sweet dreams baby,
[C] How long must I [F] dream?



[C] Dream baby got me dreaming sweet dreams,
my whole day through.
[C] Dream baby got me dreaming sweet dreams,
night time too.
[F] I love you and I really love you ,
that won't do.
[C] Dream baby make me stop my dreaming,
you can make my dreams come [F] true.

[C] Sweet dreams baby,
[C] Sweet dreams baby,
[F] Sweet dreams baby,
[C] How long must I [F] dream.

[C] Dream baby got me dreaming sweet dreams,
the whole day through.
[C] Dream baby got me dreaming sweet dreams,
the night time too.
[F] I love you and I really love you,
that won't do.
[C] Dream baby make me stop dreaming
you can make my dreams come [F] true.

[C] Sweet dreams baby,
[C] Sweet dreams baby,
[F] Sweet dreams baby,
[C] How long must I [F] dream.

DREAMS

Fleetwood Mac KEY of: F

Intro: ||: F G | F G :||

Verse 1:

[F] Now here [G] you go again,
You say [F] you want your [G] freedom,
[F] Well, who am [G] I to keep you [F] down? [G]

[F] It's only [G] right that you should
[F] Play the way you [G] feel it.
But [F] listen careful-[G]ly to the [F] sound
Of your [G] loneliness.

Pre-Chorus:

Like a [F] heartbeat drives you [G] mad.
In the [F] stillness of re-[G]membering.
What you [F] had, [G]
And what you [F] lost... [G]
And what you [F] had... [G]
And what you [F] lost... [G] (Ooooooh)

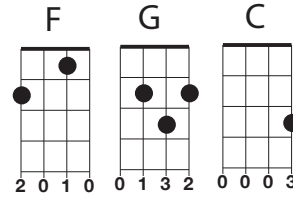
Chorus:

Oh, [F] thunder only
[G] happens when it's [F] raining. [G]
[F] Players only
[G] love you when they're [F] playing, [G]
Say, [F] women...they will
[G] come and they will [F] go, [G]
[F] When the rain wash-[G]es you clean,
You'll [F] know,
You'll [G] know.

Solo: | C | G | G | F | C | G | G | F |

Verse 2:

Now [F] here I [G] go again,
I [F] see the crystal [G] visions.
[F] I keep my [G] visions to my-[F]self. [G]



TIKI NATION
SECRET UKE CLUB TUNEBOOK

For Educational Purposes only. Not for Resale.

[F] It's only [G] me who wants to
[F] wrap around your [G] dreams,
And [F] Have you any
[G] dreams you'd like to [F] sell?
Dreams of [G] loneliness...

Pre-Chorus:

Like a [F] heartbeat drives you [G] mad...
In the [F] stillness of re-[G]membering,
What you [F] had... [G]
And what you [F] lost... [G]
What you [F] had... [G]
Ooh, what you [F] lost... [G]

Chorus:

[F] Thunder only
[G] happens when it's [F] raining, [G]
[F] Players only
[G] love you when they're [F] playing, [G]
Say, [F] women...they will
[G] come and they will [F] go, [G]
[F] When the rain wash-[G]es you clean,
you'll [F] know... [G]

Chorus/Outro:

Oh, [F] thunder only
[G] happens when it's [F] raining, [G]
[F] Players only
[G] love you when they're [F] playing, [G]
Say, [F] women...they will
[G] come and they will [F] go. [G]
[F] When the rain wash-[G]es you clean,
you'll [F] know... [G]
You'll [F] know... [G]
You'll [F] know... [G] Oh, oh, oh you'll [F] know.

DRIFT AWAY

Dobie Gray

KEY of: E

SNEAKY TIKI
SECRET CLUB TUNEBOOK

Intro and Break Licks

B F# B

[E] Day after day I'm more con-[B]fused,
Yet I [E] look for the [F#] light through
the pouring [B] rain,
[E] You know that's a game that I hate to [B] lose...
And [C#m] I'm feelin' the strain,
[E] Ain't it a shame.

Note:
[B] = Pull
↓ = Strum
x = Chuck

Chorus:

Oh, [B] give me the beat boys and free my soul
I [F#] wanna get lost in your rock and roll
and [E] drift a-way
Oh, [B] give me the beat boys and free my soul
I [F#] wanna get lost in your rock and roll
and [E] drift away

↓ ↓ ↓ ↓
1 2 3&4 1 2 3- hold to 4
Break: | B | F# B |

[E] To think that I'm wastin' [B] time
[E] I don't under-[F#]stand the things I [B] do
[E] The world outside looks so un-[B]kind
And [C#m] I'm countin' on you
[E] To carry me through

Chorus 2:

Oh, [B] give me the beat boys and free my soul
I [F#] wanna get lost in your rock and roll
and [E] drift away
Yeah, [B] give me the beat boys and free my soul
I [F#] wanna get lost in your rock and roll
and [E] drift away

↓ ↓ ↓ ↓
1 2 3&4 1 2 3- hold to 4
Break: | B | F# B |

EASIER CHORDS

Recommended Chords

2 options

Bridge:

And [C#m] when my mind is free
[E] You know a melody can [B] move me
And [C#m] when I'm feelin' blue
The [E] guitar's comin' through to [F#] soothe me

[E] Thanks for the joy that you've given [B] me
[E] I want you to [F#] know I believe in your [B]
song
And [E] rhythm and rhyme and [B] harmony
[C#m] You've helped me along
[E] Makin' me strong

Outro:

Oh, [B] give me the beat boys and free my soul
I [F#] wanna get lost in your rock and roll and [E]
drift away

[B] Give me the beat boys and free my soul
I [F#] wanna get lost in your rock and roll and [E]
drift away

Oh-ho-oh-a, [B] give me the beat boys and free my
soul [Free my soul]
I [F#] wanna get lost in your rock and roll and [E]
drift away

Hey-A-A, [B] give me the beat boys and free my
soul [Free my soul]
I [F#] wanna get lost in your rock and roll and [E]
drift away

Na na na, won't you, won't you [B] take me! Oh
whoa, [F#] take me

Play Uke? Visit TheTikiNation.com

EIGHT DAYS A WEEK

The Beatles

SNEAKY TIKI
UKULELE MEETUP & SOCIAL CLUB
SAN DIEGO, CALIFORNIA

Intro: | **D E** | **G D** |

Verse 1:

[**D**] Oh, I need your [**E7**] love, babe
[**G**] Guess you know it's [**D**] true
[**D**] Hope you need my [**E7**] love babe,
[**G**] Just like I need [**D**] you.

Chorus :

[**Bm**] Hold me, [**G**] love me,
[**Bm**] hold me, [**E**] love me
I [**D**] ain't got nothing but
[**E7**] love, babe
[**G**] Eight days a [**D**] week.

Verse 2:

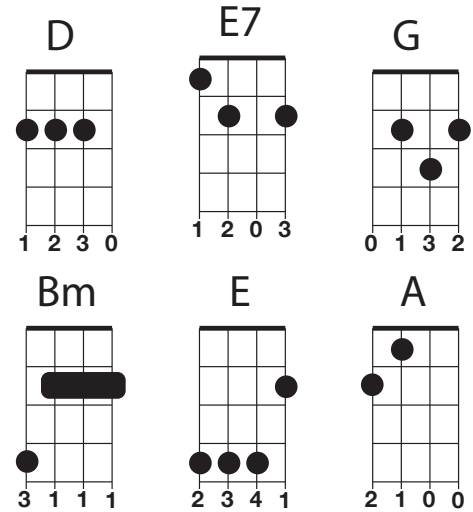
[**D**] Love you every [**E7**] day, girl
Always [**G**] on my [**D**] mind
[**D**] One thing I can [**E7**] say, girl
[**G**] Love you all the [**D**] time.

Chorus:

Bridge:

[**A**] Eight days a week, I [**Bm**] love you
[**E**] Eight days a week
Is [**G**] not enough to [**A**] show I care

Repeat Verse 1



Repeat Chorus

Repeat Bridge

Repeat Verse 2

Outro:

[**Bm**] Hold me, [**G**] love me,
[**Bm**] hold me, [**E**] love me
I [**D**] ain't got nothing but
[**E7**] love, babe
[**G**] Eight days a [**D**] week.
[**G**] Eight days a [**D**] week.
[**G**] Eight days a [**D**] week.

| **D E** | **G D** - |

1 2 3 4 1 2 3 4

EVERYBODY NEEDS SOMEBODY TO LOVE

C
Key

TIKI NATION
SECRET UKE CLUB TUNEBOOK

For Educational Purposes only. Not for Resale.

The Blues Brothers

||: **C** **F** | **Bb** **F** :||
 ↓ ↓ ↓ ↓

Vocal Spew 1

Verse 1:

Ev-ery-body... Needs Some-body
 Ev-ery-body... Needs Some-body - to love
 Someone to love (**Someone to love**)
 Sweetheart to miss (**Sweetheart to miss**)
 Sugar to kiss (**Sugar To Kiss**)
 I need You! You! You!
 I need You! You! You!
 I need You! You! You! "In the morning"
 (**You! You! You!**) "When my souls on fire!"
 (**You! You! You!**)

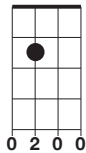
Chorus:

[**Am**] Sometimes I feel
 [**F**] I feel a little sad inside
 [**Am**] When my baby mistreats me
 I [**G**] never never never have a place to hide

Instrumental Kazoo Break:

| **C** **A7sus4** **F** | x8
 ↓ ↓ ↓ ↓ ↑ ↑
 Half Strum

A7sus4



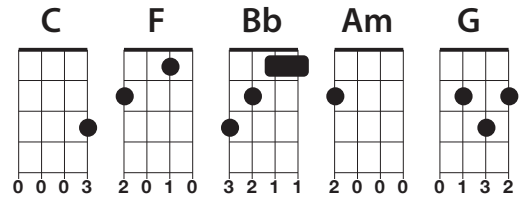
Chorus:

Back to theses chords ||: **C** **F** | **Bb** **F** :||

I Need You! You, You, I Need You! You, You,
 I Need You! You, You, I Need You! You, You,
 I Need You!
 [Stop]

Vocal Spew 2

> Repeat Verse 1 > Chorus > Kazoo Break - [Stop!] End on [**Csus2**]



Vocal Spew 1

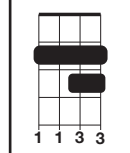
We're so Glad to see so many of you lovely people here tonight, and we would especially like to welcome all the representatives of the [**Illinois**] law enforcement community who have chosen to join us here [**in the palace ballroom**] at this time.

We do sincerely hope you'll all enjoy the show, and please remember people, the not matter who you are, and what you do to live, thrive and survive. There still some things that make us all the same.
 You. Me. Them. Everybody - Everybody...

Vocal Spew 2

You know people when you do find that special somebody-
 Hold that woman, hold that man.
 Love him, please him,
 squeeze her, please her, hold her,
 squeeze and please that person, give em' all your love.
 Signify your feeling with every gentle caress
 Because its so important to have that special somebody to hold, kiss, miss, squeeze and-
 please.

Csus2



EVIL WAYS

Santana

Gm
Key

TIKI NATION
SECRET UKE CLUB TUNEBOOK

For Educational Purposes only. Not for Resale.

Intro: | Gm C | Gm C | Gm C | Gm C

You've got to change your evil

[Gm] ways [C] [Gm] ba-by [C]

[Gm] Before [C] I stop [Gm] lovin' [C] you

You've got to [Gm] change [C] [Gm] ba-by [C]

And [Gm] every [C] word that I [Gm] say is [C] true

You got me [Gm] running and [C7] hiding

[Gm7] all over [C] town

You got me [Gm] sneaking and [C7] peeping

And [Gm7] running you [C] down this can't go

[D7] on... [Stop!]

Lord knows you got to [Gm] change [C7]

[Gm] ba-by [C7] [Gm] [C7] [Gm] ba-by [C7]

When I come [Gm] home [C] [Gm] ba-by [C]

[Gm] My house is [C] dark and my

[Gm] pots are [C] cold

You hang a-[Gm]round [C] [Gm] ba-by [C]

[Gm] With Jean and [C] Joan and a [Gm] who

knows [C] who

I'm getting [Gm] tired of [C7] waiting

and [Gm7] fooling a-[C]round

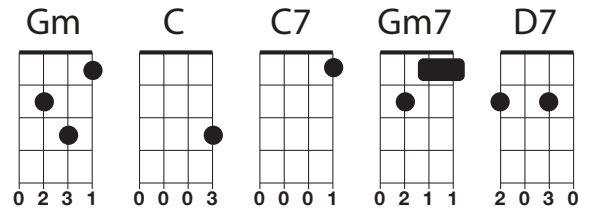
I'll find some-[Gm]-body who [C7] won't make me

[Gm7] feel like a [C] clown this can't go

[D7] on.. [Stop!]

Lord knows you got to [Gm] change [C]

| Gm C | Gm C | Gm C |



Solo continues:

| Gm C | Gm C | Gm C | Gm C |

When I come [Gm] home [C] [Gm] ba-by [C]

[Gm] My house is [C] dark and my

[Gm] pots are [C] cold

You hang a-[Gm]round [C] [Gm] ba-by [C]

[Gm] With Jean and [C] Joan and a [Gm] who
knows [C] who

I'm getting [Gm] tired of [C7] waiting

and [Gm7] fooling a-[C]round

I'll find some-[Gm]-body who [C7] won't make
me

[Gm7] feel like a [C] clown this can't go

[D7] on.. [Stop!]

Jam Ou:t

| Gm C | Gm C | Gm C | Gm C |

FEELIN' ALRIGHT

C
Key

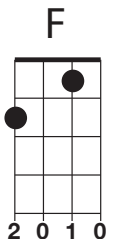
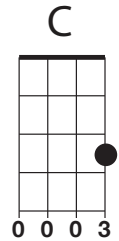
TIKI NATION
SECRET UKE CLUB TUNEBOOK

For Educational Purposes only. Not for Resale.

Joe Cocker/Traffic

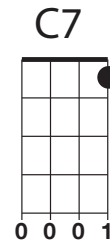
Intro: | [C] /// | | [F] /// | | [C] /// | | [F] /// |

[C] Seems I got to have a [F] change of scene,
[C] Cause every night I have the [F] strangest dreams,
[C] Imprisoned by the way it [F] could've been,
[C] Left here on my own or [F] so it seems,
[C] I got to leave before I [F] start to scream,
[C] But someone's locked the door and [F] took the key.



Chorus:

Feelin' [C] alright, [C7] [F]
I'm not feelin' too [C] good myself, [C7] [F]
Well...feelin' [C] alright, [C7] [F]
I'm not feelin' too [C] good myself. [C7] [F]



Well [C] boy you sure took me for [F] one big ride,
[C] And even now I sit and [F] wonder why,
[C] And when I think of you I [F] start to cry,
[C] I just can't waste my time I [F] must keep dry,
[C] Got to stop believin' in [F] all your lies,
[C] Cause there's too much to do be[F]fore I die.

Repeat Chorus:

[C] Don't get too lost [F] in all I say,
[C] If half the time you know I really [F] felt that way,
[C] But that was then and now you [F] know it's today,
[C] Can't get off yet and so I [F] guess I'm here to stay,
[C] Till someone comes along and [F] takes my place,
[C] With a different name and [F] a different face.

Repeat Chorus: x 2

THE FIRST CUT IS THE DEEPEST

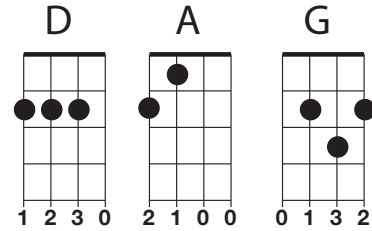
SNEAKY TIKI
UKULELE MEETUP & SOCIAL CLUB
SAN DIEGO, CALIFORNIA

Sheryl Crow Version KEY of: D

Intro: | D | A | D | A |

Verse 1: Fingerpicking

I would have [D] given you [A] all of my [G] heart [A]*
But there's [D] someone who's [A] torn it a-[G]part [A]*
And he's [D] taking just [A] all that I [G] had [A]*
But if you wanna [D] try to love a-[A]gain [G] [A]*
Baby, I'll [D] try to love a-[G*]gain but I [A] know
[Dsus4] [D] [Dsus2]



Chorus:

The [D] first [A] cut is the [G] deepest,
[A] baby, I [D] know the first [A] cut is the [G] deepest [A]
But when it [D] comes to being [A] lucky, he's [G] cursed [A]
When it [D] comes to lovin' [G*] me, he's [A] worse

Solo: | D G | A | x4

Interlude: | A |

Verse 2:

I still [D] want you [A] by my [G] side [A]
Just to [D] help me dry the [A] tears that I've [G] cried [A]
And I'm [D] sure gonna [A] give you a [G] try [A]
If you wan'ta, [D] try to love a-[A]gain , [G] try [A]
Baby, I'll [D] try to love a-[G*]gain, but I [A] know, oh

Verse 3: Fingerpicking

I still [D]want you [A] by my [G] side [A]*
Just to [D] help me dry the [A] tears that I've [G] cried [A]*
But I'm [D] sure gonna [A] give you a [G] try [A]*
'Cuz if you want, I'll [D] try to love a-[A]gain
([G] Try to love a-[A]gain)
Baby, I'll [D] try to love a-[G*]gain , but I [A] know,

Interlude: | A | oh-oh

Chorus:

The [D] first [A] cut is the [G] deepest, [A] baby,
I [D] know the first [A] cut is the [G] deepest [A]
But when it [D] comes to being [A] lucky, he's [G] cursed [A]
When it [D] comes to lovin' [G*] me, he's [A] worse

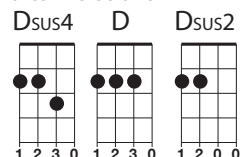
Chorus:

The [D] first [A] cut is the [G] deepest,
[A] baby, I [D] know the first [A] cut is the [G] deepest [A]
But when it [D] comes to being [A] lucky, he's [G] cursed [A]
When it [D] comes to lovin' [G*] me, he's [A] worse oh oh

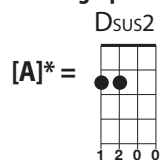
Outro:

The [D] first [G*] cut is the [A] deepest, baby, I know
The [D] first [G*] cut is the [A] deepest
Try to love a-[D] gain

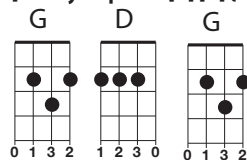
Extra Credit Turnaround
after verse one



When fingerpicking



[G*] = Play a quick [G] [D] {G}



FLY ME TO THE MOON

Frank Sinatra

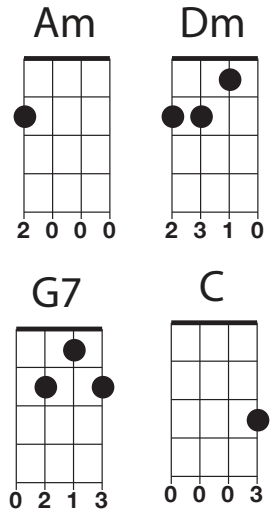
Intermediate



For Educational Purposes only. Not for Resale.

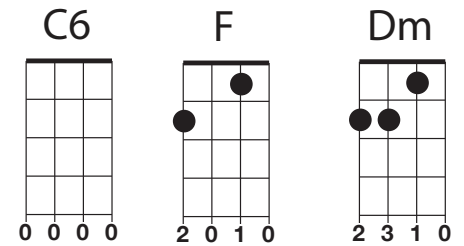
Verse 1:

[Am] Fly me to the [Dm] moon
 Let me [G7] play among the [C6] stars
 And [F] let me see what [Dm] spring is like
 On [E7] Jupiter and [Am] Mars [A7]
 In [Dm] other words, [Dm7] hold [Dm6] my [C6] hand [A7]
 In [Dm] other words, baby, [F] kiss [C] me [Dm6*] [E7]

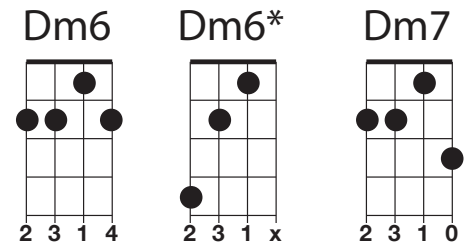


Verse 2:

[Am] Fill my heart with [Dm] song
 And let me [G7] sing for ever [C6] more
 [F] You are all I [Dm] long for
 All I [E7] worship and a-[Am]dore
 In [Dm] other words, please be [Gm6] true [A7]
 In [Dm] other words, I love [C] you [C]

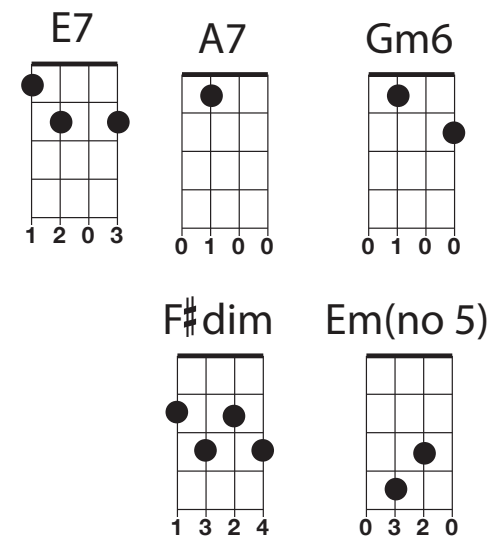


Instrumental Bridge:
 | Am | Dm | G7 | C6 | F | Dm | E7 | Am A7 |
 | Dm | Dm7 | C6 | Gm6 A7 | Dm | Dm7 | F C E7 - |



Verse 3:

[Am] Fill my heart with [Dm] song
 Let me [G7] sing for ever [C6] more
 [F] You are all I [Dm] long for
 All I [E7] worship and a-[Am]dore [A7]
 In [Dm] other words, [G7] please be
 [Em(no5)] true [A7]
 In [Dm7] other words..... [Dm7]
 in [F#dim] other words [F#dim]
 [Bb note] I [B Note] love [C Lick] you [C]



FOLSOM PRISON BLUES

Johnny Cash



TIKI NATION
SECRET UKE CLUB TUNEBOOK

For Educational Purposes only. Not for Resale.

To play with the original recording **Capo 5**

Verse 1:

I [C] hear that train a-comin',
Its rollin' 'round the bend,
And I ain't seen the sunshine since,
[C7] I don't know when...

I'm [F] stuck in Folsom Prison,
And time keeps dragging' [C] on,
But that [G7] train keeps a-rollin',
On down to San An-[C]tone.

Verse 2:

When [C] I was just a baby,
My Momma told me son,
Always be a good boy,
Don't [C7] ever play with guns,

But I [F] shot a man in Reno,
Just to watch him [C] die,
When I [G7] hear that whistle blowin'
I hang my head and [C] cry

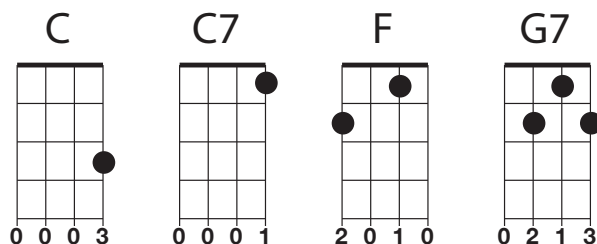
Instrumental:

| C | C | C | C7 | F | F | C | C | G7 | G7 | C |

Verse 3:

I [C] bet there's rich folks eatin',
In a fancy dinin' car,
They're probably drinkin' coffee,
and [C7] smokin' big cigars,

Well I [F] know I had it comin',
I know I can't be [C] free,
But those [G7] people keep a-movin',
And that what tortures [C] me,



Instrumental:

| C | C | C | C7 | F | F | C | C | G7 | G7 | C |

Verse 3:

Well if they [C] freed me from this prison,
If that railroad train was mine,
I bet I'd move it all,
A little [C7] farther down the line,

[F] Far from Folsom Prison,
that's where I'd want to [C] stay,
And I'd [G7] let that lonesome whistle,
Blow my blues a-[C] way,

OUTRO:

And I'd [G7] let that lonesome whistle...
Blow my blues a-[C] way ...

FOR WHAT IT'S WORTH

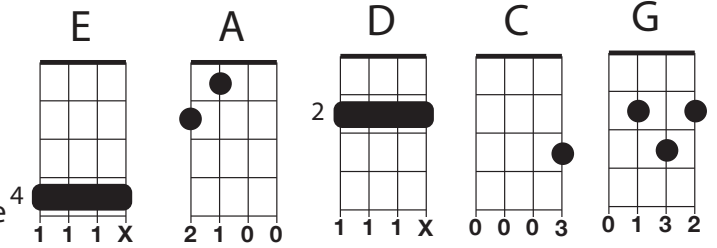
SNEAKY TIKI
SECRET CLUB TUNEBOOK

KEY of: E

Buffalo Springfield (Something happening here...)

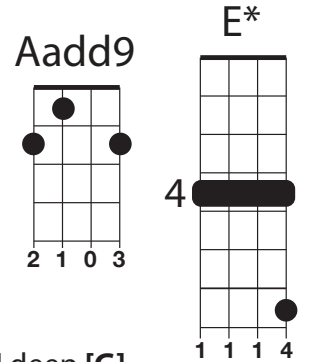
Intro: | E* Aadd9 | E* Aadd9 |

There's [E*] something happening [Aadd9] here
But what it [E*] is ain't exactly [Aadd9] clear
There's a [E*] man with a gun over [Aadd9] there
Telling me [E*] I got to be-[Aadd9]ware



Chorus:

I think it's time we [E] stop
Children, [D] what's that sound?
[A] Everybody look, what's [C] going down?
| E* Aadd9 | E* Aadd9 |



There's [E*] battle lines being [Aadd9] drawn
Nobody's [E*] right if everybody's [Aadd9] wrong
[E*] Young people speaking their [Aadd9] minds
a-Gettin' [E*] so much resistance [Aadd9] from behind

[E] Pa-ra-noia strikes [A] deep [G]
[E] Into your life it will [A] creep [G]
It [E] starts when you're always a-[A]fraid [G]
Step out of [E] line, the men come and [A]take
you a-[G]way

Chorus:

I think it's time we [E] stop
Children, [D] what's that sound?
[A] Everybody look, what's [C] going down?
| E A | E A |

Chorus / Outro:

We better [E] stop
Hey, [D] what's that sound?
[A] Everybody look, what's going [C] down?

[E] What a field day for the [A] heat [G]
(Ooh ooh ooh)
A [E] thousand people in the [A] street [G]
(Ooh ooh ooh)
Singing [E] songs and a-carryin' [A] signs [G]
(Ooh ooh ooh)
Mostly [E] say, "Hooray for our [A] side" [G]

We better [E] Stop
Hey, [D] what's that sound?
[A] Everybody look, what's [C] going..

You better [E]stop
Now, [D] what's that sound?
[A] Everybody look, what's [C] going..

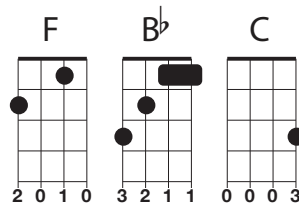
Chorus:

It's time we [E] stop
Hey, [D] what's that sound?
[A] Everybody look, what's [C] going down?
| E A | E A |

We better [E] stop
Children, [D] what's that sound?
[A] Everybody look, what's going [C] down?
FADE OUT | E A | E A |

FREE FALLING

Tom Petty



F
Key

TIKI NATION
SECRET UKE CLUB TUNEBOOK

For Educational Purposes only. Not for Resale.

Intro: ||: F Bb | Bb F C - :|| X4

Verse 1:

She's a [F] good [Bb] girl,
[Bb] Loves [F] her [C] momma,
Loves [F] Je-[Bb]sus and
A-[Bb]meri-[F]ca [C] too.
She's a [F] good [Bb] girl,
[Bb] Crazy [F] 'bout [C] Elvis.
Loves [F] hor-[Bb]ses and her
[Bb] boy [F] friend [C] too.

Verse 2:

It's a [F] Long [Bb] day,
[Bb]livin' [F] in Re-[C]ceda.
There's a [F] Free-[Bb]way,
runnin' [Bb] through [F] the [C] yard.
And I'm a [F] bad [Bb] boy,
'Cuz I [Bb] don't [F] even [C] miss her,
And I'm a [F] bad [Bb] boy,
for [Bb] breakin' [F] her [C] heart.

Chorus: X2

And I'm [F] fre-e-e [Bb] [Bb] [F] [C]
Free [F] fallin' [Bb] [Bb] [F] [C]

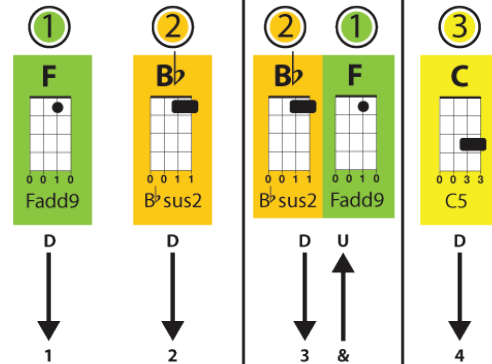
Verse 3:

All the [F] Vam-[Bb]pires,
[Bb] Walkin [F] through the [C] valley,
They move [F] west [Bb] down,
[Bb] Ventura [F] Boule-[C]vard.
And all the [F] bad [Bb] boys,
[Bb] Standin' [F] in the [C] shadows.
And the [F] good [Bb] girls,
are [Bb] home with [F] broken [C] hearts.

Chorus: X2

And I'm [F] Fre-e-e [Bb] [Bb] [F] [C]
Free [F] fallin' [Bb] [Bb] [F] [C]

You can play this easy pattern for the entire song.



Bridge: | F Bb | Bb F C - | F Bb | Bb F C -|

Now I'm [F] free [Bb] fallin',
Now I'm [Bb] free [F] Fall-[C]in'.
Now I'm [F] free [Bb] fallin',
Now I'm [Bb] free [F] Fall-[C]in'.
Now I'm [F] free [Bb] fallin',
Now I'm [Bb] free [F] Fall-[C]in'.

Verse 4:

I wanna' [F]glide [Bb] down,
[Bb] over [F] Mul-[C]holland.
I wanna' [F] write [Bb] her,
[Bb] name in [F] the [C] sky.
I'm gonna' [F] free [Bb] fall,
[Bb] out [F] into [C] nothin'.
Oh I'm gonna' [F] leave [Bb] this,
[Bb] world [F] for a [C] while.

Chorus: X4

And I'm [F] Fre-e-e [Bb]. [Bb][F][C]
Free [F] fallin' [Bb] [Bb][F][C]

Outro:

Free [F] fallin', [Bb] fallin' [Bb][F][C]
Free [F] fallin', [Bb] fallin' [Bb][F][C]
Free [F] fallin', [Bb] fallin' [Bb][F][C]
Free [F] fallin'.... End

FREEBIRD

Lynyrd Skynyrd

G
Key

TIKI NATION
SECRET UKE CLUB TUNEBOOK

For Educational Purposes only. Not for Resale.

Intro: ||: G D/F# | Em | F C | D :|| x4

Verse 1:

[G] If I [D/F#] leave here to-[Em]morrow,
 [F] Would you [C] still remember [D] me?
 [G] For I must [D/F#] be trav'lin [Em] on now,
 [F] 'Cuz' there's too many [C] places,
 I've got to [D] see.

Verse 2:

[G] But if I [D/F#] stayed here with [Em] you girl,
 [F] Things just [C] couldn't be the [D] same,
 [G] Cuz' I'm a [D/F#] free as a [Em] bird now,

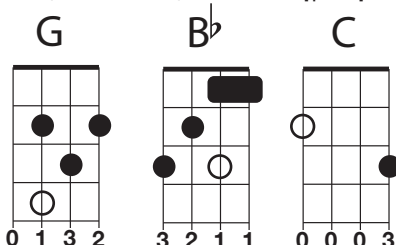
Bridge:

[F] And this [C] bird you cannot
 [D] change oh o oh...
 [F] And this [C] bird you cannot [D] change...
 [F] And this [C] bird you cannot [D] change...
 [F] Lord knows [C] I can't [D] change!

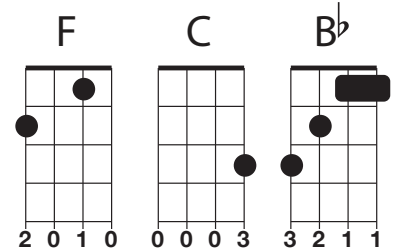
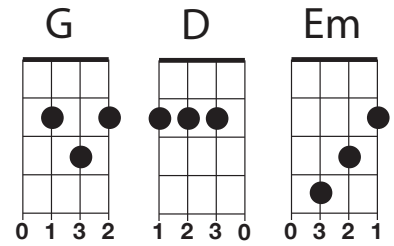
Interlude ||: G D/F# | Em | F C | Dsus4 D Dsus2 D :|| x2

[G] Bye bye [D/F#] baby, it's been a [Em] sweet love,
 [F] Though this [C] feeling I can't [D] change,
 [G] But please don't [D/F#] take it so [Em] badly,
 [F] Cuz' the Lord knows [C] I'm to blame, [D]
 [F] Lord [C] help me, I can't [D] change.

Ending Jam progression: ||: G | Bb | C | C :|| *Repeat Ad Nauseam*

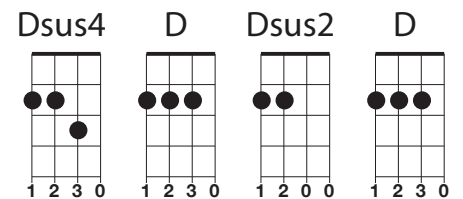


○ = The Rock&Roll Bounce Note



D/F#
 5 3 2 1 0

You can substitute an **EASY D chord** anytime you see the D/F#!
 The Bass player should play the **F#** note!



FRIM FRAM SAUCE

Nat King Cole

Redd Evans & Joe Ricardel 1945

Bb

Key

TIKI NATION
SECRET UKE CLUB TUNEBOOK

For Educational Purposes only. Not for Resale.

Intro: ||: Bb Gm | C* F9 :||

Verse 1:

I don't want **[Bb]** french fried potatoes,
red ripe tomatoes,
[C7] I'm never satisfied.

I want the **[Eb]** Frim Fram **[C#dim]** sauce
with the **[Bb]** Ausen **[G7]** fay
with **[C7]** chaffaffa **[F7]** on the **[Bb]** side.

Verse 2:

I don't want **[Bb]** pork chops and bacon,
that won't awaken **[C7]** my appetite inside.

I want the **[Eb]** Frim Fram **[C#dim]** sauce
with the **[Bb]** Ausen **[G7]** Fay
with **[C7]** chaffaffa **[F7]** on the **[Bb]** side.

Bridge:

A **[Fm7]** fella **[Ddim]** really **[Em7 (no5)]** got to **[C]** eat ,
and a **[Fm7]** fella **[Ddim]** should eat **[Eb]** right.

[C6*] five will **[C*]** get you **[C6*]** ten **[F]**
I'm gonna **[Gm]** feed myself **[C7]** right to- **[F9]** night **[F]**.

Verse 3:

I don't want **[Bb]** fish cakes
and rye bread, you heard what I said.

[C7] Waiter, please serve mine fried
I want the **[Eb]** Frim Fram **[C#dim]** sauce
with the **[Bb]** Ausen **[G7]** Fay
with **[C7]** chaffaffa **[F7]** on the **[Bb]** side.

Solo: ||: Bb | Bb | C7 | C7 | Eb C#dim | Bb G7 | C7 F7 | Bb :|| Bb

Repeat Bridge:

Repeat Verse 3:

Now if you don't have it, just bring me a check for the water. **[Eb]** **[Fsus4]** **[Bb]**

VERSE CHORDS

Ukulele chord diagrams for Verse Chords:

- Bb**: 3 2 1 1
- C7**: 3 2 1 1
- Eb**: 3 1 1 1 X
- C#dim**: 0 1 0 2
- G7**: 0 2 1 3
- F7**: 2 4 1 0

[View Cheat Sheet >>](#)

BRIDGE CHORDS

Ukulele chord diagrams for Bridge Chords:

- Fm7**: 1 4 2 X
- Ddim**: 1 3 2 X
- Em7(no5)**: 1 3 2 X
- C**: 0 0 0 X
- C***: 3 2 1 1
- C6***: 3 2 1 1
- Eb**: 3 1 1 1 X
- F**: 2 0 1 0
- Gm**: 0 2 3 1
- C7**: 0 0 0 1
- F9**: 1 3 3 3
- F**: 5 1 1 1 4

ENDING CHORDS

Ukulele chord diagrams for Ending Chords:

- E9**: 1 3 3 3
- Fsus4**: 3 0 1 1
- Bb**: 3 2 1 1



FRIM FRAM SAUCE

VERSE CHORDS

B^b **C7** **E^b** **C#dim**

G7 **F7**

BRIDGE CHORDS

Fm7 **Ddim** **Em7(no5)** **C**

C* **C6*** **E^b** **F**

Gm **C7** **F9** **F**

ENDING CHORDS

E9 **Fsus4** **B^b**

<< Back to Tune Sheet

ENDING TAG

	E9	Fsus4	B ^b
1	2 1	1	1
2	2 1	1	1
3	2 0	2	2
4	1 3	3	3

Ukulele notation: 1 123 / 9 5 9 5 9 9 1 123

GET OFF OF MY CLOUD

The Rolling Stones

E
Key

TIKI NATION
SECRET UKE CLUB TUNEBOOK

For Educational Purposes only. Not for Resale.

Intro: ||: E A | B A :||

Verse 1:

I [E] live on an [A] apartment on the
[B] ninety-ninth [A] floor of my [E] block [A] [B] [A]
And I [E] sit at home [A] looking out the window
[B] Imagining the [A] world has [E] stopped [A] [B] [A]
Then [E] in flies a [A] guy who's all dressed
[B] up just like the [A] Union [E] Jack [A] [B] [A]
And says, "I've [E] won five [A] pounds If I
[B] have this kind of [A] detergent [E] pack" [A] [B] [A]

Chorus:

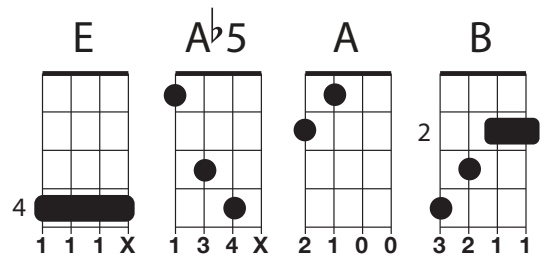
I said, [E] "Hey, [Ab5] you, get [A] off of my [B] cloud
[E] Hey, [Ab5] you, get [A] off of my [B] cloud
[E] Hey, [Ab5] you, get [A] off of my [B] cloud
[D] Don't hang around 'cause [B] two's a crowd
On my [E] cloud baby" [A] [B] [A] yeah!

Verse 2:

The [E] telephone is [A] ringing I say, [B] "Hi, it's me,
who is it [A] there on the [E] line?" [A] [B] [A]
A [E] voice says, "Hi, [A] hello, how are you?"
Well, I [B] guess [A] I'm doing [E] fine [A] [B] [A]
It's [E] three a.m. - there's [A] too much noise
Don't you [B] people ever want to [A] go to [E] bed? [A] [B] [A]
And did [E] you feel so [A] good - do you [B] have to
drive me [A] out of my [E] head" [A] [B] [A]

Chorus:

I said, [E] "Hey, [Ab5] you, get [A] off of my [B] cloud
[E] Hey, [Ab5] you, get [A] off of my [B] cloud
[E] Hey, [Ab5] you, get [A] off of my [B] cloud
[D] Don't hang around 'cause [B] two's a crowd
On my [E] cloud baby" [A] [B] [A] yeah!



Verse 3:

I was [E] sick and tired, [A] fed up with this and
de-[B]-cided to take a [A] drive down-[E]-town [A] [B] [A]
'Cause it was [E] so very quiet and [A] peaceful
There was [B] nobody, not a [A] soul a-[E]-round [A] [B] [A]
[E] I laid myself [A] out, I [B] was so tired,
I [A] started to [E] dream [A] [B] [A]
In the [E] morning the parking [A] tickets were
just like a [B] flag stuck on my [A] window
[E] screen [A] [B] [A]

Chorus:

I said, [E] "Hey, [Ab5] you, get [A] off of my [B] cloud
[E] Hey, [Ab5] you, get [A] off of my [B] cloud
[E] Hey, [Ab5] you, get [A] off of my [B] cloud
[D] Don't hang around 'cause [B] two's a crowd
On my [E] cloud baby" [A] [B] [A] yeah!

Outro:

I said, [E] "Hey, [Ab5] you, get [A] off of my [B] cloud
[E] Hey, [Ab5] you, get [A] off of my [B] cloud
[E] Hey, [Ab5] you, get [A] off of my [B] cloud
[D] Don't hang around 'cause [B] two's a crowd
On my [E] cloud baby" [A] [B] [A] yeah!

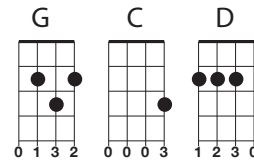
GIVE ME ONE REASON

TRACY CHAPMAN Key of G

SNEAKY TIKI
UKULELE MEETUP & SOCIAL CLUB
SAN DIEGO, CALIFORNIA

INTRO: (This progression repeats for entire song)

| G | C D | G | G | C | C D | G | G | D | C | G | G |



Chorus:

[G] Give me one reason to stay here
[C] And I'll [D] turn right back a-[G]round [G]
[C] Give me one reason to stay here
[C] And I'll [D] turn right back a-[G]round [G]
Said I [D] don't want leave you lonely
[C] You got to make me change my [G] mind [G]

Verse 1:

Baby [G] I got your number [C] and I [D] know that
you got [G]mine [G]
But you [C] know that I called you, I [D]called too
many [G] times [G]
You can [D] call me baby, you can [C] call me anytime
But you got to [G] call me [G]

Chorus:

[G] Give me one reason to stay here
[C] And I'll [D] turn right back a-[G] round [G]
[C] Give me one reason to stay here
[C] And I'll [D] turn right back a-[G] round [G]
Because I [D] don't want leave you lonely
But [C] you got to make me change my [G] mind [G]

Verse 2:

I don't [G] want no one to squeeze me,
[C] they might [D] take away my [G] life [G]
I don't [C] want no one to squeeze me,
they might [D] take away my [G] life [G]
I just [D] want someone to hold me
[C] / and rock me through the [G] night [G]

Solo:

| G | C D | G | G | C | C D | G | G | D | C | G | G |

Verse 3:

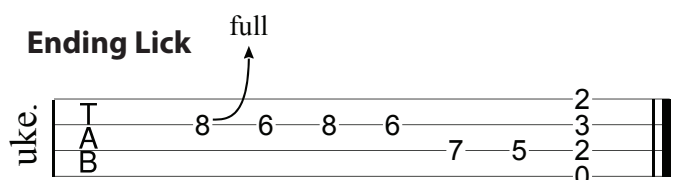
This [G] youthful heart can love you
[C] Yes, and give you [D] what you [G] need [G]
This [C] youthful heart can love you
and [D] give you what you [G] need [G]
But I'm [D] too old to go chasing you around
[C] Wasting my precious en-er-[G]gy [G]

Chorus:

[G] Give me one reason to stay here
[C] And I'll [D] turn right back a-[G]round [G]
[C] Give me one reason to stay here
[C] Oh I'll [D] turn right back a-[G] round [G]
Said I [D] don't want leave you lonely
But [C] you got to make me change my [G] mind [G]

Outro

[G] Baby just give me one reason,
[C] Oh gimme' [D] just one reason [G] why [G]
[C] Baby just give me one reason,
Oh gimme' me [D] just one reason [G] why I should stay
Said I [D] told you that I loved you [C STOP!]
[N.C.] And there ain't no more to say..... [G STOP!]



GOOD RIDDANCE (Time of Your Life)

Green Day

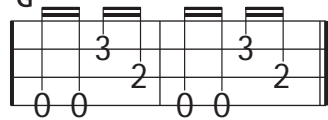
G
Key

TIKI NATION
SECRET UKE CLUB TUNEBOOK

For Educational Purposes only. Not for Resale.

Intro:

G



||: G5 | Csus2 D* :||

Verse 1:

[G5] Another turnin' point,
 a [Csus2] fork stuck in the [D*] road,
 [G5] Time grabs you by the wrist,
 [Csus2] directs you where to [D*] go,
 [Em] So make the [D] best of this [C] test,
 and don't ask [G] why
 [Em] It's not a [D] question,
 but a [C] lesson learned in [G] time

Chorus:

It's [Em] somethin' unpredict-[G]able,
 but in [Em] the end is [G] right,
 I [Em] hope you had the [D] time of your [G] life → ^{4 Beats}

Interlude:

→ | C D | G | C D |

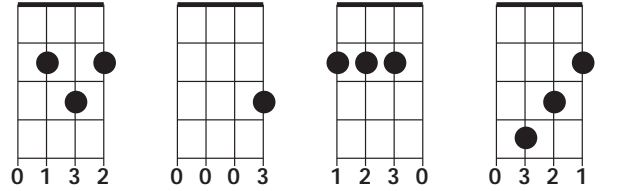
Verse 2:

[G] So take the photographs and
 [C] still frames in your [D] mind,
 [G] Hang it on a shelf in [C] good health
 and good [D] time
 [Em] Tattoos of [D] memories,
 and [C] dead skin on [G] trial
 [Em] For what it's [D] worth,
 it was [C] worth all the [G] while

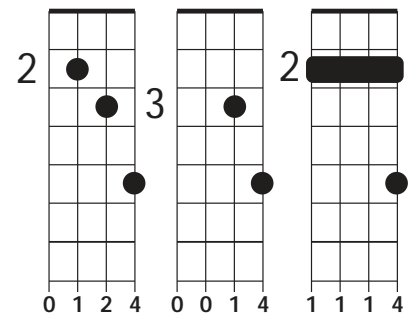
Chorus:

It's [Em] somethin' unpredict-[G]able,
 but in [Em] the end is [G] right,
 I [Em] hope you had the [D] time of your [G] life → ^{4 Beats}

G **C** **D** **Em**



G5 **Csus2** **D***



Interlude:

→ | C D |
G	C D
G	C D
G	C D
Em D	C G
Em D	C G

Chorus:

It's [Em] somethin' unpredict-[G]able,
 but in [Em] the end is [G] right,
 I [Em] hope you had the [D] time of your [G] life → ^{4 Beats}

Interlude:

→ | C D | G | C D |

Chorus:

It's [Em] somethin' unpredict-[G]able,
 but in [Em] the end is [G] right,
 I [Em] hope you had the [D] time of your [G5] life → ^{4 Beats}

→ | Csus2 | D* | G5 | Csus2 | D* | G End

*Note:

The original Guitar chord of **Cadd9** is replaced on the Ukulele with a standard **C** or the **Csus2** chord

GRAVITY JOHN MAYER

Key of G

SNEAKY TIKI
UKULELE MEETUP & SOCIAL CLUB
SAN DIEGO, CALIFORNIA

Intro Tab

	G	C		G		Am7
1	3	0	3 3 / 7 / 7	3 3 3	3 3	7 / 7 5 5
1	2	4	/ 4	4 2 4	/ 4	
0	0	5			4	

	G	Am7
1	3 3 / 7 / 7	3 3 5 (7) 5 3 3 5 (5)
1	/ 4	/ 4
0		4

Intro: | G | C | G | Am7 | G | Am7 |

Verse 1:

[G] Gravity, is working [C] against me,
And [G] gravity wants to bring me [C] down.
Oh, I'll [Am7] never know what makes this man,
With [D7] all the love that his heart can stand.
[Gm*] Dream a ways to [Dsus4*] throw it all
a-[D7]way.

Verse 2:

[G] Gravity, is working [C] against me,
And [G] gravity wants to bring me [C] down.
Oh [Am7] twice as much ain't twice as good,
And [D7] can't sustain like a one half could,
It's [Gm*] wanting more, that's gonna',
[Dsus4*] Send me to my [D7] Knees.

Solo: | G | C | G | C |

Verse 3:

Oh [Am7] twice as much ain't twice as good,
And [D7] can't sustain like a one half could.
It's [Gm*] wanting more, that's gonna',
[Dsus4*] Send me to my [D7] knees...

G	C	Am7
Gm*	Dsus4*	D7

Outro:

Oh [G] gravity, stay the hell a-[C]way from me.
Oh [G] gravity, has taken better [C] men than me.

(How can that be?)

Just keep me where the [G] light is...

Just keep me where the [C] light is...

Just keep me where the [G] light is...

[Fade out]

Come on keep me where the [C] light is

Come on keep me where the [G] light is

Come on keep me where [C]

Keep me where the [G] light is ...

HALLELELE (HALLELUJAH SPOOF)

By KEV for Sneaky Tiki

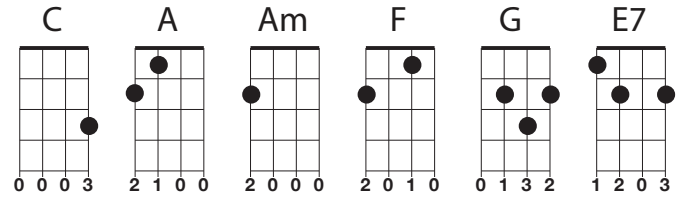


TIKI NATION
SECRET UKE CLUB TUNEBOOK

For Educational Purposes only. Not for Resale.

Verse 1:

Now I've [C] heard there was a [A] list of chords...
That [C] I should play 'til [Am] I get bored...
My [F] teacher told me [G] I must practice
[C] daily [G]



Verse 2:

I've [C] strummed those chords a
[F] thousand [G] times,
[Am] Maybe someday I'll [F] get them right...
[G] Nobody's lookin' [E7] now,
I'll play them [Am] my way.

Chorus:

Uke-[F] le-le, uku-[Am] lele,
Uku-[F] lele, uke -[C] le-[G]le.

Tender Instrumental Interlude: | C Am | C Am |

Verse 3:

Well, I [C] used to play [Am] al by myself,
I'd [C] grab my Uke [Am] off the shelf,
[F] and play the same [G] lz song over and [C] [G]

Verse 4:

And [C] I played it so much [F] I thought I'd [G] puke,
[Am] I was even tempted to [F] break my uke,
'Cuz I'll [G] never sound as [E7] good as that
re-[Am]cording...

Chorus:

Uke-[F] le-le, uku-[Am] lele,
Uku-[F] lele, uke -[C] le-[G]le.

Verse 5:

And [C] then I heard a-[Am]bout this group,
Of [C] weirdos who all [Am] played the uke,
[F] from songs held [G] in their secret
[C] Tiki tune book. [G]

Verse 6:

So I [C] made a plan to [F] in-fil-[G]trate,
These [Am] strummers who
all [F] think they're [G] great,
With [E7] their fancy ukulele's so
out of [Am] tune.

Chorus X2:

Uke-[F] le-le, uku-[Am]lele,
Uku-[F] lele, uke -[C] le-[G]le.

Verse 7:

And [C] now I play [Am] every week,
[C] with those weirdos [Am] and the geeks,
[F] and my [G] fancy out-of-tune
uku-[C]lele [G]

Verse 8:

I [C] must confess [F] I'm not the [G] best,
I [Am] chuck half the chords
and [F] skip the rest,
It's really [E7] fun as long as
nobo-bodies [Am] lookin'

Chorus X2 fade

Uke-[F]le-le, uku-[Am]lele,
Uku-[F]lele, uke -[C] le-[G]le
End.

HAND JIVE

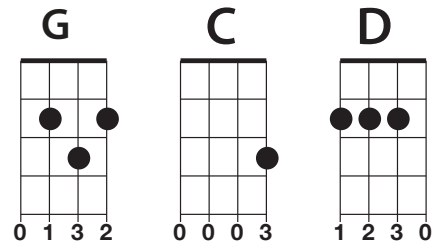
By Johnny Otis **Key of G**

Capo 3 To Play With
Original Recording




For Educational Purposes only. Not for Resale.

[G] I know a cat named Way-Out Willie,
He got a cool little chick named Rockin' Billie,
He can [C] walk and stroll with Susie Q,
And [G] do that crazy hand jive too.



[G] Papa told Willie "you'll ruin my home,
You and that hand jive has got to go",
[C] Willie said "papa, don't put me down,
[G] Been doin' that hand jive all over town.



Chorus :
Hand [C] Jive, Hand [G] Jive,
Hand [D] Jive [C] doin' that crazy hand [G] jive.

[G] Mama, mama, look at uncle Joe,
He's doin' that hand jive with sister Flo,
[C] Even gave baby sister a dime, hey, hey,
Said [G] "do that hand jive one more time",

A [G] doctor and a lawyer and a in-dian chief,
They all dig that crazy beat,
[C] Way-Out Willie gave them all a treat, yeah,
When he [G] did the hand jive with his feet.

Chorus :
Hand [C] Jive, Hand [G] Jive,
Hand [D] Jive [C] doin' that crazy hand [G] jive.

Solo: ||: G | G | G | G :||
Come on, sugar, yeah!

Well, [G] Willie and Billie got married last fall,
They had a little Willie Junior and that ain't all,
You know that [C] baby got greatness and it's plain to see, hey, hey,
[G] Doin' that hand jive on TV, *come on!*

Hand [C] Jive, Hand [G] Jive, Hand [D] Jive,
[C] doin' that crazy hand [G] jive

HANDLE WITH CARE

TRAVELING WILBURY'S

D
Key

TIKI NATION
SECRET UKE CLUB TUNEBOOK

For Educational Purposes only. Not for Resale.

Intro: Low G (gCEA)

Verse 1:

[D] Been beat [C] up and [G] battered around,
[D] Been set [C] up and I've [G] been shut down,
[C] You're the best thing that [G] I've ever [Em] found,
[C] Handle [D] me with [G] care.

Verse 2 :

[D] Reput-[C]ations [G] changable,
[D] situ-[C]ations [G] tolerable,
[C] But baby you're a-[G]dor-[Em]able,
[C] Handle me with [D] care.

Pre-Chorus:

[G] I'm so [B7] tired of [C] being [D] lonely,
[G] I still [B7] have some [C] love to [D] give,
[G] Won't you [B7] show me [C] that you
[D] really [G] care.

Chorus:

Every-[C]body's got somebody to [G] lean... on
Put your [C] body next to mine and [D] dream... on

Verse 3 :

[D] I've been fobbed [C] off and [G] I've been fooled,
[D] I've been [C] robbed and [G] ridiculed,
[C] In daycare centers and [G] night [Em] schools
[C] Handle [D] me with [G] care.

Verse 4 :

[D] Been stuck in [C] airports [G] terrorized,
[D] sent to [C] meetings [G] hypnotized,
[C] Over-exposed [G] commercial-[Em]-ized,
[C] Handle me with [D] care.

Pre-Chorus:

[G] I'm so [B7] tired of [C] being [D] lonely,
[G] I still [B7] have some [C] love to [D] give,
[G] Won't you [B7] show me [C] that you
[D] really [G] care.

Chorus:

Every-[C]body's got somebody to [G] lean... on,
Put your [C] body next to mine and
[D] dream... on,
[D] I've been up [C] tight and [G] made a mess,
[D] But I'm cleaning [C] up my [G] self I guess,
[C] Oh the sweet [G] smell of suc-[Em]cess,
[C] Handle [D] me with [G] care.

Outro: Low G (gCEA)

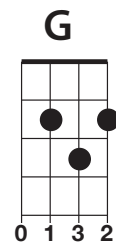
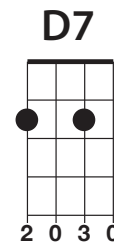
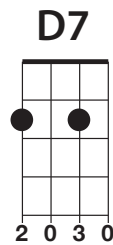
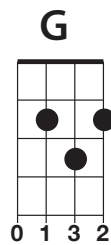
Repeat Intro: Low G (gCEA)

*Use this for High G Strung Ukuleles

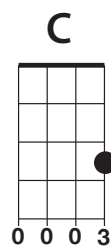
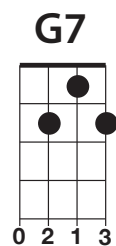
Intro/Outro: High G (GCEA)

HAPPY BIRTHDAY

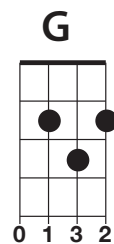
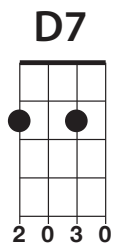
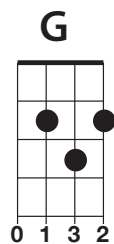
Traditional KEY of G



Hap-py **Birth**-day to **you** Hap-py **Birth**-day to **you...**



Hap-py **Birth**-day dear *[person]*



Hap-py **Birth**-day to you!

HAPPY TOGETHER THE TURTLES ¹⁹⁶⁷

Original Key F#m



Intro : | F#m | F#m |

F#m	F#m
^ 0	^
2 2 4 2	2 2 2
1	1 1 4

Verse 1:

Imagine [F#m] me and you, I do.
 I think about you [E] day and night, it's only right.
 To think about the [D] girl you love, and hold her tight.
 So happy to-[C#7]gether... [C#7]

F#m	E	D	C#7
2 1 3 0	4	1 2 3 0	4
	3 3 3 X		3 3 3 X

If I should [F#m] call you up, invest a dime.
 And you say you be-[E]long to me, and ease my mind.
 Imagine how the [D] world could be, so very fine.
 So happy to-[C#7]gether... [C#7]

E	A	F#	C#m
2 3 4 X	2 1 0 0	2 1 2 1	4
			3 1 1 1

Chorus: [Repeat 2x]

[F#] I can't see [C#m] loving' nobody but [F#] you, for all my [A] life...
 [F#] When you're with me [C#m] baby the skies'll be [F#] blue, for all my [A] life...

[F#m] Me and you, and you and me,
 No matter how they [E] toss the dice, it had to be.
 The only one for [D] me is you, and you for me,
 So happy to- [C#7]gether [C#7]

[F#] Bah bah bah bah bah [C#m] ba-ba-ba-bah ba-ba [F#] bah ba-ba-ba [A] baaah
 [F#] Bah bah bah bah bah [C#m] ba-ba-ba-bah ba-ba [F#] bah ba-ba-ba [E] baa- [E] aaah

Outro:

[F#m] Me and you, and you and me,
 No matter how they [E] toss the dice, it had to be.
 The only one for [D] me is you, and you for me.
 So happy to- [C#7]gether... (0oh oo oo [F#m] ooo)
 So happy to-[C#7]gether... (0oh oo oo [F#m] ooo)
 How is the [C#7] weather... (Ba -ba-ba-ba [F#m] bah)

(Ba -ba-ba-ba bah)

(Ba -ba-ba-ba bah)...

[F#m] So happy to-[C#7]gether... [F#m] we're happy to-[C#7]gether...
 [F#m] So happy to-[C#7]gether... [F#m] happy to-[C#7]gether...
 [F#m] So happy to-[C#7]gether... [F#m] we're happy to-[C#7]gether..... [F#]

Happy Trails

Roy Rogers and Dale Evans

Key of C
Transcription by KEV

Uke TAB

4/4

Verse:

Happy trails to you un-til we meet a- gain,

Happy trails to you, keep smiling un-til then.

Who cares about the clouds when we're to- ge - ther

Just sing a song and bring the sunny wea— ther

REPEAT Intro and Verse:

tag:

Happy trails to you, till we meet a - gain

HARVEST MOON

Neil Young



For Educational Purposes only. Not for Resale.

	D	D6	Dmaj7	X4		
4	0	2 2	4 4	4 4 4		
3	2	2 2	2 2	2 2 2		
2	2	2 2	2 2	2 2 2		
1	2	2 2	2 2	2 2 2		
0	2	2 2	2 2	2 2 2		

↓ ↓ ↑ ↓ ↑ ↑ ↓

D	D6	Dmaj7	G	Em	A7
1 2 3 0	1 1 1 1	1 1 1 3	0 1 3 2	0 3 2 1	0 1 0 0

VERSE 1:

[Em] (CHIME) Come a little bit closer,

[Em] (CHIME) hear what I have to

[D] say. (*Optional Pattern 2)

[Em] (CHIME) Just like the children sleeping ,

[Em] (CHIME) We could dream this night

a-[D]way. (*Optional Pattern 2)

[G] But there's a full moon risin',

Let's go dancing' in the [D] light, (Lick X2)

[G] We know where the music's playin',

lets go out and feel the [D] night. (Lick X2)

[G] But now it's getting late,

and the moon is flying [D] high, (Lick X2)

[G] I want to celebrate,

see it shinin in your [D] eye. (Lick X2)

CHORUS:

[Em] Because I'm still in love with [A7] you,

I wanna see you dance a-[Em] gain

Because I'm still in love with

[A7] you....on this harvest [D] moon

CHORUS:

[Em] Because I'm still in love with [A7] you,

I wanna see you dance a-[Em] gain

Because I'm still in love with

[A7] you....on this harvest [D] moon

INTRO: X 4

| G | G | D | D | G | G | D | D |

CHORUS:

[G] Because I'm still in love with [A7] you,

I wanna see you dance a-[Em] gain

Because I'm still in love with

[A7] you....on this harvest [D] moon (Lick x4) [D]

INTRO Lick: X 4

VERSE 2 :

[Em] (CHIME) And when we were strangers,

[Em] (CHIME) I watched you from

a-[D]far, (pattern 2)

[Em] (CHIME) And when we we lovers,

[Em] ((CHIME)) I loved you with all

my [D] heart. (*Optional Pattern 2)

CHIME (Simulated)

Best on LOW G.
High G play the first 3 notes only.

*** Optional Pattern 2**

D	D	Dmaj7	D
2	5	4	0
2	2	2	2
2	2	2	2
2	2	2	2

HAVE YOU EVER SEEN THE RAIN

C
Key

TIKI NATION
SECRET UKE CLUB TUNEBOOK

For Educational Purposes only. Not for Resale.

Creedence Clearwater Revival (CCR)

Intro: | Am | F | C | C | C | C |

Verse 1:

[C] Someone told me long ago
There's a calm before the storm, I [G] know
it's been coming [C] for some time

[C] When it's over, so they say
It'll rain a sunny day

I [G] know, shinin' down like [C] water

Chorus:

[F] I want to [G] know... have you
[C] ever [Em] seen the [Am] rain? [G]
[F] I want to [G] know, have you
[C] ever [Em] seen the [Am] rain? [G]
[F] Comin' [G] down a sunny [C] day

Verse 2:

[C] Yesterday and days before,
Sun is cold and rain is hot.
I [G] know, been that way for [C] all my time

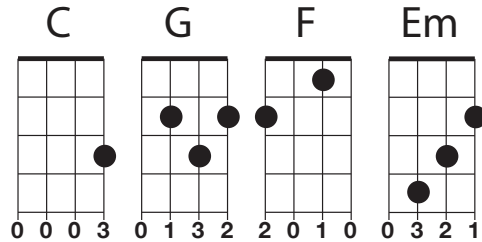
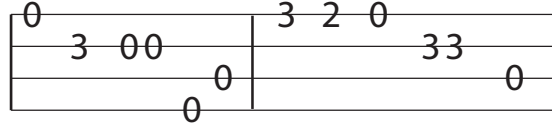
[C] 'Til forever, on it goes
Through the circle, fast and slow
I [G] know, it can't stop, I [C] wonder

Chorus:

[F] I want to [G] know... have you
[C] ever [Em] seen the [Am] rain? [G]
[F] I want to [G] know, have you
[C] ever [Em] seen the [Am] rain? [G]
[F] Comin' [G] down a sunny [C] day

LICK (over C chord)

*Best on Low G

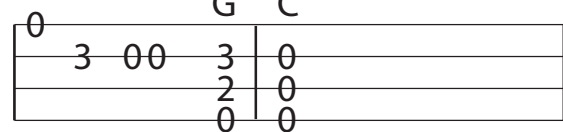


Yeah!

Chorus:

[F] I want to [G] know... have you
[C] ever [Em] seen the [Am] rain? [G]
[F] I want to [G] know, have you
[C] ever [Em] seen the [Am] rain? [G]
[F] Comin' [G] down a sunny [C] day

END LICK

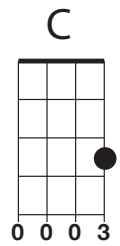


HEY GOOD LOOKIN'

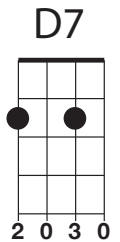
Hank Williams



[C] Hey, Good Lookin', whatcha' got cookin'
[D7] How's about cookin' [G7] somethin' up with [C] me. [G7]

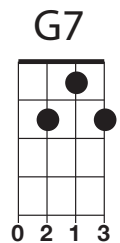


[C] Hey, sweet baby, [C] don't you think maybe
[D7] We could find us a [G7] brand new reci-[C]pe.



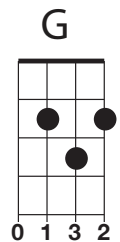
I got a [F] hot-rod Ford and a [C] two-dollar bill
And [F] I know a spot right [C] over the hill
[F] There's soda pop and the [C] dancin's free
So if you [D7] wanna have fun come a-[G7] long with me

Say [C] Hey, Good Lookin', [C] whatcha got cookin'
[D7] How's about cookin' [G7] somethin' up with [C] me.



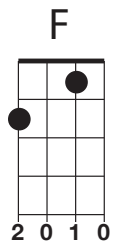
Solo Section:

C	C	D7 G7	C G7				
C	C	D7 G7	C C7	F C	F C	F C	D7 G7
C	C	D7 G7	C				

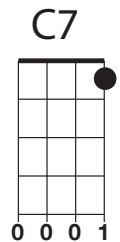


I'm [C] free and ready so [C] we can go steady
[D7] How's about savin' [G7] all your time for [C] me

[C] No more lookin', I know [C] I've been taken
[D7] How's about keepin' [G7] steady compa-[C]ny



I'm [F] gonna throw my date book [C] over the fence
And [F] find me one for [C] five or ten cents
I'll [F] keep it 'til it's [C] covered with age
'Cause I'm [D7] writin' your name down on [G7] ev'ry page



Say [C] Hey, Good Lookin', [C] whatcha got cookin'
[D7] How's about cookin' [G7] somethin' up...
[D7] How's about cookin' [G7] somethin' up...
[D7] How's about cookin' [G7] somethin' up with [C] me ↓[G7] ↓[C].

HEY JUDE

The Beatles

F
Key

TIKI NATION
SECRET UKE CLUB TUNEBOOK

For Educational Purposes only. Not for Resale.

Verse 1:

Hey, [F] Jude, don't make it [C7] bad.
Take a [C7] sad song and make it [F] better.
Re-[Bb]member to let her into your [F] heart,
Then you can [C7] start to make it [F] bet-ter.

Verse 2:

Hey, [F] Jude, don't be a-[C7]fraid.
You were [C7] made to go out and [F] get her.
The [Bb] minute you let her under your [F] skin,
Then you be-[C7]gin to make it bet-[F]ter. [F7]

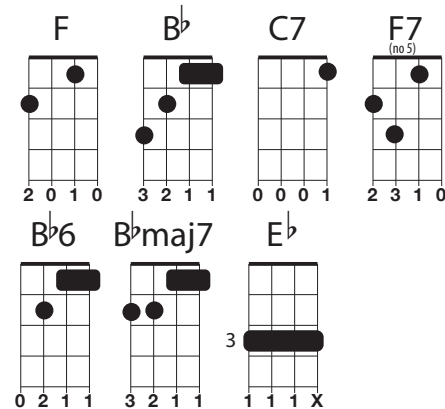
Bridge:

And anytime you feel the [Bb] pain,
hey, [Bbmaj7] Jude, re-[Bb6]frain.
Don't [Bb] car-ry the [C7] world
upon your [F] shoul-ders. [F7]

For well you know that it's a [Bb] fool,
who [Bbmaj7] plays it [Bb6] cool,
By [Bb] making his [C7] world a little [F] colder.
Na-na-na [F7] na-na, [C7] na-na-na-na [C7]

Verse 3:

Hey, [F] Jude, don't let me [C7] down.
You have [C7] found her,
now go and [F] get her. *(Let it out and let it in)*
Re-[Bb]member *(Hey, Jude)*
to let her into your [F] heart,
Then you can [C7] start to make it [F] bet-ter. [F7]



Bridge 2:

So let it out and let it [Bb] in,
hey, [Bbmaj7] Jude, [Bb6] begin,
You're wait-[Bb]ing for
some-[C7]one to per-[F]form with. [F7]
And don't you know that it's just [Bb] you.
Hey, [Bbmaj7] Jude, you'll [Bb6] do.
The move-[Bb]ment you
[C7] need is on your [F] shoul-der.
Na-na-na [F7] na-na, [C7] na-na-na-na. Yeah! [C7]

Verse 4:

Hey, [F] Jude, don't make it [C7] bad.
Take a [C7] sad song and make it [F] bet-ter.
Re-[Bb]member to let her under your [F] skin,
Then you'll be-[C7]gin to make it [F] bet-ter,
Better, better, better, better, better, oh

Outro:

Yeah, yeah-yeah-yeah-yeah-yeah-yeah

||: [F] Na, na na, [Eb] na, na, na, na,
[Bb] Na,na na na. Hey [F] Jude. :||

Repeat and fade

HIT THE ROAD JACK

Ray Charles



TIKI NATION
SECRET UKE CLUB TUNEBOOK

For Educational Purposes only. Not for Resale.

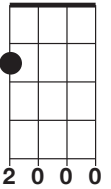
Intro:

[Am] / [G] / [F] / [E7] / [Am] / [G] / [F] / [E7] / X2

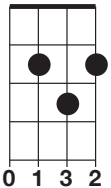
Chorus: X2

Hit the [Am] road [G] Jack and [F] Don't cha' come [E7] back
No [Am] more, no [G] more, no [F] more, no [E7] more.
Hit the [Am] road [G] Jack and [F] don't you come [E7] back
no [Am] more. [G] [F] *What You Say?* [E7]

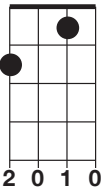
Am



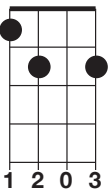
G



F



E7



Verse 1:

Oh [Am] woman, oh [G] woman, don't [F] treat me so [E7] mean,
You're the [Am] meanest ole' [G] woman that I've [F] ever [E7] seen.
I [Am] guess if [G] you said [F] so [E7]
I'd [Am] have to [G] pack my [F] things and [E7] go. *That's Right!*

Chorus:

Guys:

Now [Am] baby, listen [G] baby, don't-ya [F] treat me this-a [E7] way
For I'll [Am] be back [G] on my [F] feet some [E7] day.

Gals

Don't [Am] care if you [G] do 'cause it's [F] under-[E7]stood
you ain't [Am] got no [G] money you just [F] ain't no [E7] good.

Guys:

Well, I [Am] guess if [G] you said [F] so [E7] I'd [Am] have to
[G] pack my [F] things and [E7] go. *That's Right!*

Refrain:

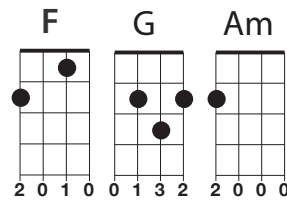
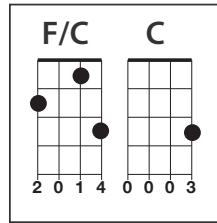
Hit the [Am] road [G] Jack and [F] Don't cha' come [E7] back
No [Am] more, no [G] more, no [F] more, no [E7] more.
Hit the [Am] road [G] Jack and [F] don't cha' come [E7] back no [Am] more,

Outro:

[G] [F] Don't you come [E7] back no [Am] more...
[G] [F] Don't you come [E7] back no [Am] more... *Fade out*

HO HEY

The Lumineers



C
Key

TIKI NATION
SECRET UKE CLUB TUNEBOOK

For Educational Purposes only. Not for Resale.

[F-C] Ho!
[F-C] Hey!
[F-C] Ho!
[F-C] Hey!

[F-C] Ho! I've been trying to do it right
[F-C] Hey! I've been living a lonely life
[F-C] Ho! I've been sleeping here instead
[F-C] Hey! I've been sleeping in my bed
[Am] Ho! Sleeping [G] in my bed
[C] Hey! [F-C] Ho!

[F-C] Ho! So show me family
[F-C] Hey! All the blood that I would bleed
[F-C] Ho! I don't know where I belong
[F-C] Hey! I don't know where I went wrong
[Am] Ho! But I can [G] write a song
[C] Hey! [One-two-three]

Chorus:

I belong with [Am] you...
you belong with [G] me
You're my sweet [C] heart
I belong with [Am] you...
you belong with [G] me,
you're my sweet .

[C] Ho!
[F-C] Hey!
[F-C] Ho!
[F-C] Hey!

[F-C] Ho! I don't think you're right for him.
[F-C] Hey! Look at what it might have been if you
[F-C] Ho! took a bus to China Town
[F-C] Hey! I'd be standing on Canal
[Am] Ho! and [G] Bowery
[C] Hey!
[Am] Ho! And she'd be standing [G] next to me
[C] Hey! [One-two-three]

Chorus:

I belong with [Am] you...
you belong with [G] me
You're my sweet [C] heart
I belong with [Am] you...
you belong with [G] me,
you're my sweet .

Bridge:

And [Am] lo-o-ove...
we [G] need... it [C] now
Let's [Am] ho-o-ope for [G] some
Cause [Am] O-o-oh...
we're [G] bleeding [C] out

I belong with [Am] you...
you belong with [G] me
You're my sweet [C] heart
I belong with [Am] you...
you belong with [G] me,
you're my sweet
[C] Ho!
[F-C] Hey!
[F-C] Ho!
[F-C] Hey!

HONKY TONK WOMEN

G
Key

TIKI NATION
SECRET UKE CLUB TUNEBOOK

For Educational Purposes only. Not for Resale.

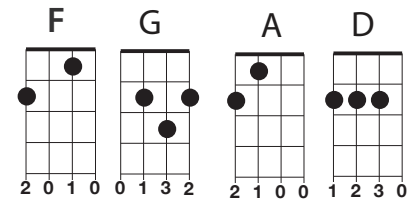
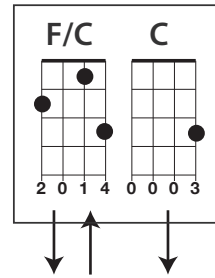
Intro: | G |

Stones

The Rolling

Verse 1:

I [G] met a gin soaked
bar-room queen in [C] Memphis, [F] ↓ ↑ [C] ↓
She [G] tried to take me
[A] upstairs for a [D] ride,
She [G] had to heave me
right across her shoulder, [C] [F] ↓ ↑ [C] ↓
'Cuz I [G] just can't seem to
[D] drink you off my [G] mind,



Chorus:

It's the [G] Honky [D] tonk [G] women,
[G] Gimme, gimme, [D] gimme
the honky tonk [G] blues.

Verse 2:

I [G] laid a divorcee
in New York [C] City, [F] ↓ ↑ [C] ↓
I [G] had to put up
[A] some kind of a [D] fight,
The [G] lady, then she covered me with,
with roses [C] ↓ ↑ [F] ↓ [C]
She [G] blew my nose, and
[D] then she blew my [G] mind.

Chorus: X2

It's the [G] Honky [D] tonk [G] women,
[G] Gimme, gimme, [D] gimme the
honky tonk [G] blues.

HOTEL CALIFORNIA

The Eagles

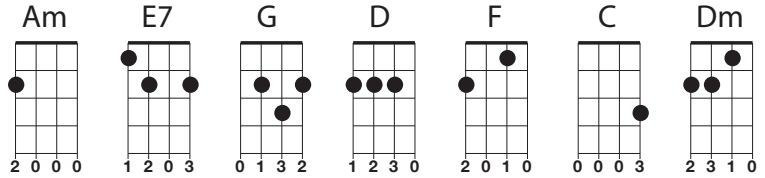
(Capo 2 to play with original recording)

Am
Key

TIKI NATION
SECRET UKE CLUB TUNEBOOK

For Educational Purposes only. Not for Resale.

Intro: |: Am | E7 | G | D | F | C | Dm | E7:|



[Am] On a dark desert highway,
[E7] Cool wind in my hair,
[G] Warm smell of colitas,
[D] Rising up through the air,
[F] Up ahead in the distance,
[C] I saw a shimmering light,
[Dm] Head grew heavy and my sight grew dim,
[E7] I had to stop for the night.

[Am] There she stood in the doorway,
[E7] I heard the mission bells,
[G] And I was thinking to myself.
"This could be [D] heaven or this could be hell".
[F] And then she lit up the candles,
[C] and showed me the way,
[Dm] There were voices down the corridor,
[E7] I thought I heard them say...

Chorus:

[F] Welcome to the Hotel Cali-[C]fornia,
Such a [E7] lovely place (such a lovely place),
such a [Am] lovely face,
[F] Living it up at the Hotel Cali-[C]fornia,
Any [Dm] time of year (any time of year),
oh, you can [E7] find it here.

[Am] Her mind is Tiffany twisted,
[E7] She got the Mercedes Benz,
[G] She got a lot of pretty-pretty boys,
[D] she calls friends.
[F] How they dance in the courtyard,
[C] Sweet summer sweat,
[Dm] Some dance to remember,
[E7] Some dance to forget.

[Am] So I called up the captain,
[E7] Please bring me my wine, he said:
[G] "We haven't had that spirit here since [D] 1969"
[F] And still those voices are calling from [C] far away,
[Dm] Wake you up in the middle of the night,
[E7] Just to hear them say...

Chorus:

[F] Welcome to the Hotel Cali-[C]fornia
Such a [E7] lovely place (such a lovely place),
such a [Am] lovely face
They're [F] living it up at the Hotel Cali-[C]fornia
Oh, what a [Dm] nice surprise (what a nice surprise),
bring your [E7] alibis

[Am] Mirrors on the ceiling,
[E7] and pink champagne on ice, (and she said)
[G] "We are all just prisoners here,
[D] of our own device".
[F] And in the master's chambers,
They [C] gathered for the feast,
[Dm] Stab it with their steely knives,
But they [E7] just can't kill the beast

[Am] Last thing I remember,
I was [E7] running for the door,
[G] I had to find the passage back,
to the [D] place I was before,
[F] "Relax", said the night man,
"We are [C] programmed to receive"
[Dm] You can check out any time you like,
[E7] but you can never leave...

Outro Solo: |: Am|E7|G|D|F|C|Dm|E7:| [Jam it out]

HOUND DOG

Elvis Presley, Big Mama Thorton

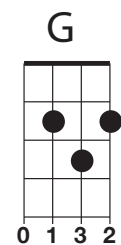
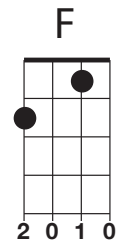
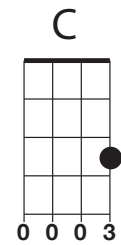


Verse 1:

You ain't nothin' but a [C] Hound Dog,
Cryin' all the time,

You ain't nothin' but a [C] Hound Dog,
Cryin' all the time,

Well you ain't [G] never caught a rabbit,
And you [F] ain't no friend of [C] mine.



Verse 2:

Well they said you was [C] high class,

Well that was just a [C] lie,

Well they said you was [C] high class,

Well that was just a [C] lie,

Well you ain't [G] never caught a rabbit,

And you [F] ain't no friend of [C] mine.

Verse 1:

Solo section 1 (With background vocal Oohs)

Verse 2:

Solo section 2: (Also with background vocal Oohs)

THE HOUSE OF THE RISING SUN

Am
Key

TIKI NATION
SECRET UKE CLUB TUNEBOOK

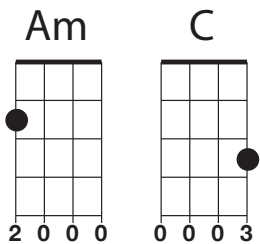
For Educational Purposes only. Not for Resale.

Traditional 6/8 Time

Intro: | Am | C | D | F | Am | E7 | Am | E7 |

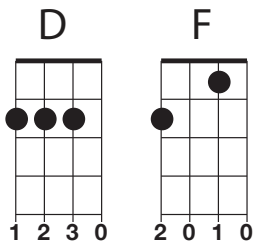
Verse 1:

There [Am] is a [C] house in [D] New [F] Orleans
They [Am] call the [C] rising [E7] sun, [E7]
And it's [Am] been the [C] ruin of [D] many a poor [F] boy and
[Am] God, I [E7] know I'm [Am] one | C | D | F | Am | E7 | Am | E7 |



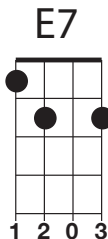
Verse 2:

My [Am] Mother [C] was a [D] tailor, [F]
[Am] sewed my [C] old blue [E7] jeans, [E7]
My [Am] father [C] was a [D] gamblin' [F] man,
[Am] down in [E7] New Or-[Am]leans | C | D | F | Am | E7 | Am | E7 |



Verse 3:

Now the [Am] only [C] thing a [D] gambler [F] needs,
Is a [Am] suitcase [C] and a [E7] trunk, [E7]
And the [Am] only [C] time he is [D] satis-[F]fied,
Is [Am] when he's [E7] all [Am] a drunk | C | D | F | Am | E7 | Am | E7 |



Verse 4:

Oh [Am] Mother [C] tell your [D] children,
Not to [Am] do what [C] I have [E7] done, [E7]
[Am] Spend your [C] life in [D] sin and miser-[F]y,
In the [Am] House of the [E7] Rising [Am] sun | C | D | F | Am | E7 | Am | E7 |

Verse 5:

Well I've got [Am] one foot [C] on the [D] platform, [F]
The [Am] other in [C] the [E7] train, [E7]
I'm [Am] goin' [C] back to [D] New Orleans,
To [Am] wear that [E7] ball and [Am] chain | C | D | F | Am | E7 | Am | E7 |

Verse 6:

Well there [Am] is a [C] house in [D] New Or-[F]leans,
They [Am] call the [C] Rising [E7] Sun, [E7]
And it's [Am] been the [C] ruin of [D] many a poor [F] boy,
And [Am] God I [E7] know I'm [Am] one
| C | D | F | Am | E7 | Am | End.

I CAN SEE CLEARLY NOW

Johnny Nash

D
Key

TIKI NATION
SECRET UKE CLUB TUNEBOOK

For Educational Purposes only. Not for Resale.

Intro: | D | D | D | D |

Verse 1:

[D] I can see [G] clearly now the [D] rain has gone,
I can see [G] all obstacles [A] in my way,
[D] Gone are the [G] dark clouds that [D] had me blind,

Chorus:

It's going to be a [C] bright, [G] bright sun-shiny [D] day,
It's going to be a [C] bright, [G] bright sun-shiny [D] day.

Verse 2:

[D] I think I can [G] make it now the [D] pain has gone,
All of the [G] bad feelings have [A] disappeared,
[D] Here is the [G] rainbow I've been [D] praying for,
It's gonna be a [C] bright, [G] bright sun-shiny [D],

Bridge:

[F] Look all around there's nothing but [C] blue skies,
[F] Look straight ahead nothing but [A] blue skies...
| C#m G | C#m G | C Bm | A |

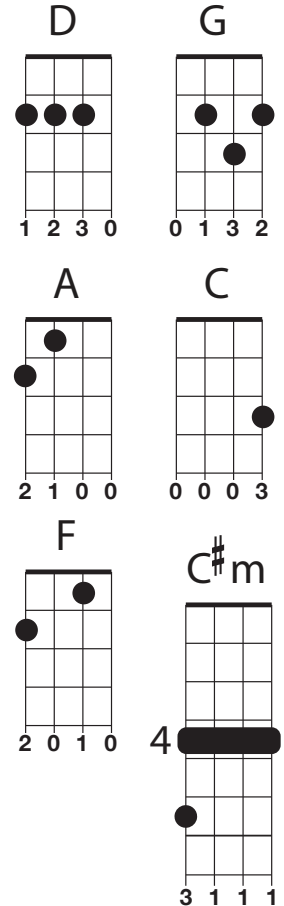
Verse 3:

[D] I can see [G] clearly now the [D] rain has gone,
I can see [G] all obstacles [A] in my way,
[D] Gone are the [G] dark clouds that [D] had me blind.

Chorus/ Outro

It's going to be a [C] bright, [G] bright sun-shiny [D] day,
It's going to be a [C] bright, [G] bright sun-shiny [D] day,
It's going to be a [C] bright, [G] bright sun-shiny [D] day.

Fade



I DON'T KNOW WHY

Nora Jones Key of Bb

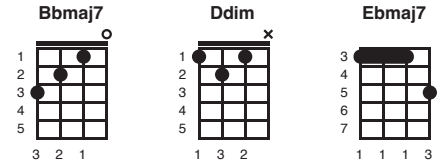
Bb
Key

TIKI NATION
SECRET UKE CLUB TUNEBOOK

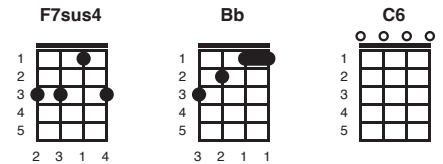
For Educational Purposes only. Not for Resale.

1 | [Bbmaj7] waited [Ddim] 'til I [Ebmaj7] saw the [D+] sun
| [Gm7] don't know [C7] why I [F7sus4] didn't [Bb] come

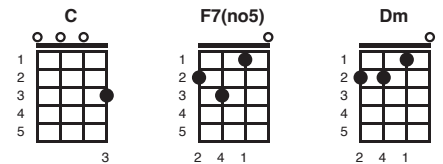
| [Bbmaj7] left you [Ddim] by the [Ebmaj7] house of [D+] fun
| [Gm7] don't know [C7] why I [F7sus4] didn't [Bb] come
| [Gm7] don't know [C7] why I [F7sus4] didn't [Bb] come



2 | [Bbmaj7] When I [Ddim] saw the [Ebmaj7] break of [D+] day
| [Gm7] wished that [C7] I could [F7sus4] fly a-[Bb]way

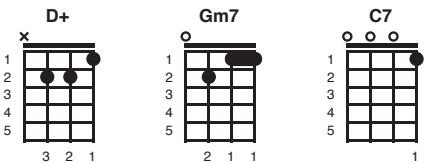


In- [Bbmaj7] instead of [Ddim] kneeling [Ebmaj7] in the [D+] sand
[Gm7] Catching [C7] tear-drops [F7sus4] in my [Bb] hand

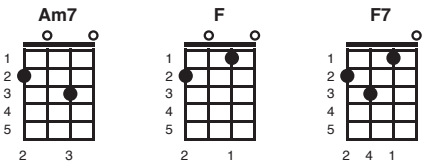


[Refrain]

My [Gm7] heart [C7] is [C6] drenched [Am7] in [F] wine [F7]
But [Gm7] you'll [C7] be [C] on [C7] my [F] mind
[F7(no5)] For- [Dm] ev- [F]er



3 | [Bbmaj7] Out a-[Ddim] cross the [Ebmaj7] endless [D+] sea
[Gm7] I will [C7] die in [F7sus4] ecsta-[Bb]sy



But [Bbmaj7] I'll [Ddim] be a [Ebmaj7] bag of [D+] bones
[Gm7] Driving down the [F7sus4] road a-[Bb]lone

[Refrain]

My [Gm7] heart [C7] is [C6] drenched [Am7] in [F] wine [F7]
But [Gm7] you'll [C7] be [C] on [C7] my [F] mind
[F7(no5)] For- [Dm] ev- [F]er

4 | [Bbmaj7] Something [Ddim] has to [Ebmaj7] make you [D+] run
| [Gm7] don't know [C7] why I [F7sus4] didn't [Bb] come
| [Bbmaj7] feel as [Ddim] empty [Ebmaj7] as a [D+] drum

[OUTRO]

| [Gm7] don't know [C7] why I [F7sus4] didn't [Bb] come
| [Gm7] don't know [C7] why I [F7sus4] didn't [Bb] come
| [Gm7] don't know [C7] why I [F7sus4] didn't [Bb] come

I GOT YOU BABE

Sonny and Cher

F
Key

TIKI NATION
SECRET UKE CLUB TUNEBOOK

For Educational Purposes only. Not for Resale.

Intro: | F | Bb | F | Bb |

Verse 1:

Him:

[F] They say we're young and [Bb] we don't know,
We [F] won't find out [Gm] until [Eb] we [C] grow.

Her:

Well, [F] I don't know if [Bb] all that's true,
'Cause [F] you got me, and [Gm] baby,
[Eb] I got [C] you.

Chorus:

[F] Babe, [Bb] I got [F] you babe [Bb]
I got [F] you babe. [Bb]

Verse 2:

Her:

[F] They say our love won't [Bb] pay the rent,
[F] Before it's earned, our [Gm] money's
[Eb] all been [C] spent.

Him:

[F] I guess that's so, we don't [Bb] have a pot,
[F] But at least I'm sure of [Gm] all the
[Eb] things we [C] got.

Chorus:

[F] Babe, [Bb] I got [F] you babe, [Bb]
I got [F] you babe, [F!]

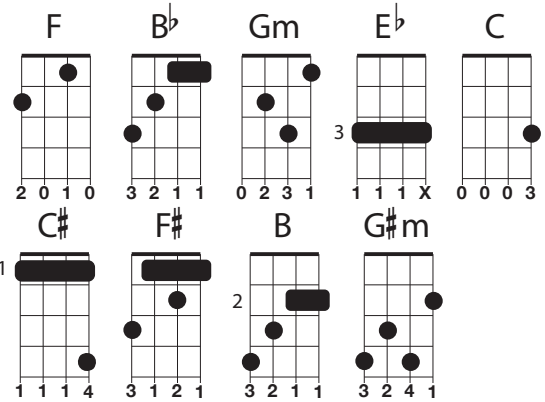
Bridge:

Him:

I got [Gm] flowers in the [C] spring,
I got [Gm] you to wear my [C] ring.

Her:

And when I'm [F] sad, you're a [Bb] clown,
And if I get [Gm] scared, you're always a
[C] round. [C#]



Verse 3: Key Change!

Her:

So [F#] let them say your [B] hair's too long,
'Cause [F#] I don't care, with [G#m] you I [E]
can't go [C#] wrong,

Him:

Then [F#] put your little [B] hand in mine,
There [F#] ain't no hill or [G#m] mountain
[E] we can't [C#] climb.

Chorus :

[F#] Babe, [B] I got [F#] you babe [B]
I got [F#] you babe. [B]

Interlude: [F#] [B][F#][C#]

Outro:

Him, then alternate Her...

[F#] I got you to [B] hold my hand.
[F#] I got you to [C#] understand,
[F#] I got you to [B] walk with me,
[F#] I got you to [C#] talk with me,
[F#] I got you to [B] kiss goodnight,
[F#] I got you to [C#] hold me tight,
[F#] I got you, I [B] won't let go,
[F#] I got you to [C#] love me so.

[F#][B][F#][C#]

Ritardando Ending:

I [B] [hold] got... you [F#!] babe

I HEARD IT THROUGH THE GRAPEVINE


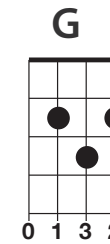
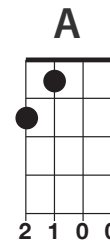
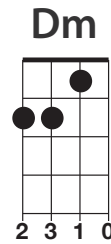
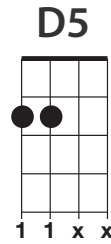
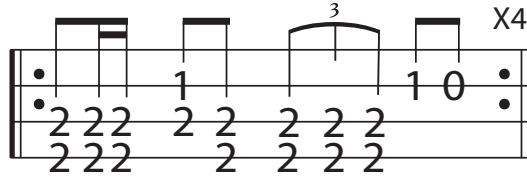
D
Key

TIKI NATION
SECRET UKE CLUB TUNEBOOK

For Educational Purposes only. Not for Resale.

CCR

Play Riff : [D5] [D5] [D5] [D5]



Ooh I [Dm] bet you're wonderin' how I knew,
'Bout your [A] plans to make me [G] blue,
With some other [Dm] guy, You knew be-fore,
Between two of us [A] guys, You know I loved you [G] more.

Bridge 1:

[N.C.] It took me by sur-[Bm]prise,
I must [G] say, When I [Dm] found out yester-[G]day. Ooo ooo

Chorus:

I [Dm] heard it through the grape-vine,
Not much [G] longer, would you be mine?
Oh, I [Dm] heard it through the grape-vine,
Oh, I'm [G] just about to lose my mind.
Honey, honey [Dm] yeah.

Break *Play Riff* : [D5] [D5] [D5] [D5]

Verse 2:

You know that a [Dm] man ain't supposed to cry,
But these [A] tears, I can't hold in-[G]side,
Losing [Dm] you would end my life you see,
Cos you [A] mean that much to [G] me.

Bridge 2:

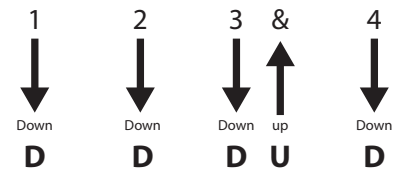
You could have; [Bm] told me your-[G]self,
That you [Dm] found someone [G] else - Instead I

Chorus:

[Dm] heard it through the grape-vine,
Not much [G] longer, would you be mine,
Ooo, I [Dm] heard it through the grape-vine,
And I'm [G] just about to lose my mind,
Honey, honey [Dm] yeah.

Break *Play Riff* : [D5] [D5] [D5] [D5]

Basic Strum



Verse 3:

[Dm] People say believe, half of what you see,
Some, and [A] none of [G] what you hear,
I can't [Dm] help but be con-fused,
If it's [A] true won't you [G] tell me dear.

Bridge 3:

Do you [Bm] plan, to let me [G] go for the other
[Dm] guy that you knew be-[G]fore?

Chorus:

I [Dm] heard it through the grapevine,
Not much [G] longer would you be mine,
Ooo, I [Dm] heard it through the grape-vine,
And, I'm [G] just about to lose my mind,
Honey, honey [Dm] yeah.

Jam out to Riff : [D5] [D5] [D5] [D5]

(Repeat Riff To Fade)

To play with the original recording Capo 1

I PUT A SPELL ON YOU

Creedence Clearwater Revival (CCR)

Em
Key

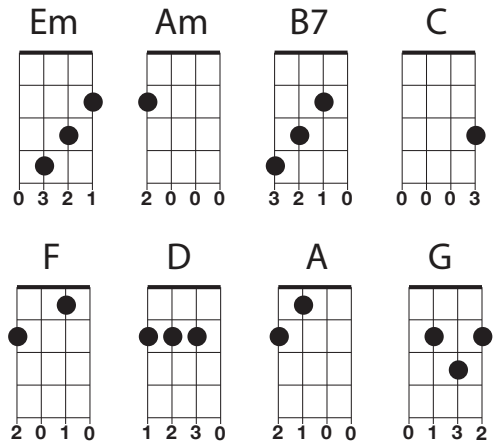
TIKI NATION
SECRET UKE CLUB TUNEBOOK

For Educational Purposes only. Not for Resale.

Intro: | Em | Em |

Verse 1:

I put a [Em] spell on you... [Am]
Because you're [Em] mine...[Em]
You better [Am] stop the thing you're doin'
[Am] I said watch out!
I ain't [B7] lyin' ... [B7] yeah!



Verse 2:

[Em] I ain't gonna take none of your
[Em] foolin' around,
[Am] I ain't gonna take,
none of your [C] puttin' me down,
I put a [Em] spell on you,
[B7] ... Because you're [Em] mine
Whoa, [Am] all right! [B7]

Solo 1:

| Em | Am | Em | Em | Am | Am | B7 | B7 |

| Em | Em | Am | C | Em | B7 | Em Am |
| B7 C | F D | G A | Em |

Solo Over Verse 1:

| Em | Am | Em | Em | Am | Am | B7 | B7 |

Solo Over Verse 2:

| Em | Em | Am | C | Em | B7 |
| Em Am | B7 C | F D | G A |

Verse 1 repeat:

I put a [Em] spell on you... [Am]
Because you're [Em] mine...[Em]
You better [Am] stop the thing
you're doin'
[Am] I said watch out!
I ain't [B7] lyin' ... [B7] yeah!

Verse 2 Outro:

[Em] I ain't gonna take none of your
[Em] Foolin' around,
[Am] I ain't gonna take
none of your [C] Puttin' me down,
I put a [Em] spell on you,
[B7] ... Because you're [Em] mine
Woah, [Am] all right!
| B7 C | F D | G A | Em | end.

I PUT A SPELL ON YOU

Nina Simone

KEY of: F#m

For Educational Purposes only. Not for Resale.

Verse:

[F#m] I put a spell on you [F#dim] [Fdim] [F#m]

...because you're mine... [F#7] *doo doot doo n' do (ad lib)*

[Bm] ...you better stop the things you do [Bm]

[C#] I ain't lyin'. [C#7] no I ain't lyin'

[View TAB >](#)

[F#m] You know I can't stand it...

[View Cheat Sheet >](#)

[F#7] your runnin' around

You know better [Bm] Daddy... I can't stand it 'cause you

[Bm] put me down... *yeah! yeah!*

[F#m] I put a spell on you [F#dim] [Fdim] because

you're mine... [F#m] [D7][C#7]

Solo:

| F#m | F#dim Fdim | F#m | F#7 | Bm | Bm | C# | C#7 |

Outro:

[F#m] *Doo Doo dit dit dit da dooda (ad lib)* I love you, I love you,

[F#7] I love you, I love you any how...

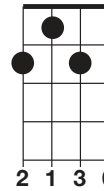
[Bm] and I don't care if you want me

I'm [Cdim] yours right now.

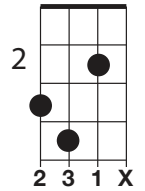
Oh you [F#m] hear me? I put a spell on you

[F#dim] [C#7] because you're [F#m] mine... [F#m]

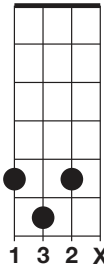
F#m



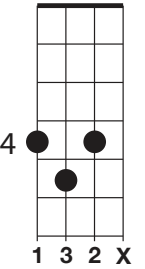
F#7



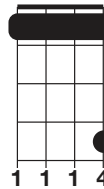
F#dim



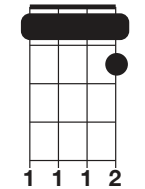
Fdim



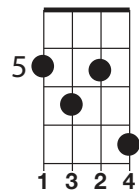
C#



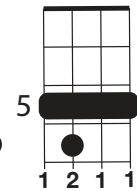
C#7



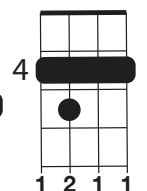
F#m7b5



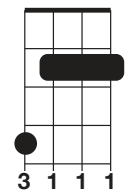
D7



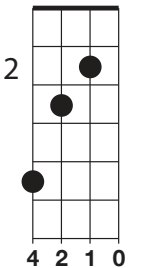
C#7

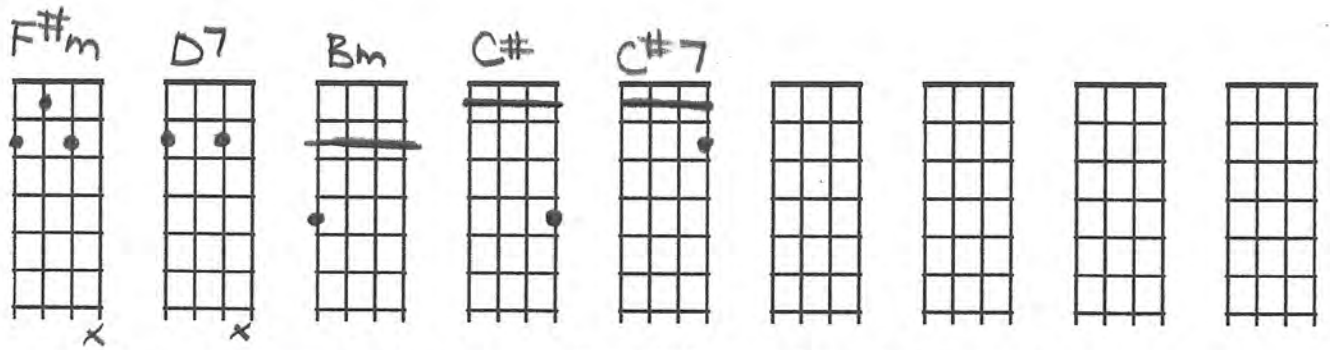


Bm



Cdim7





I PUT A SPELL ON YOU - Nina Simone

ARR. BY KEV

F#m D7

T		0	3	2	0	0	
A	2	2	2	2	2	0	2
B	1	2	2	2	0	0	2

Bm

		3	2	0	2	0	0	0	2	0
A	2	2	2	0	2	0	2	0	0	2
B	2	2	2	0	2	0	2	0	0	2

C#

		3	2	0	0		
A	1	2	2	0	0	2	0
B	1	2	2	0	0	2	0

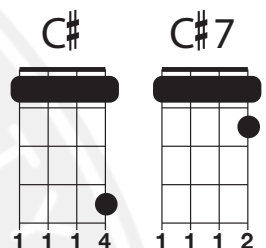
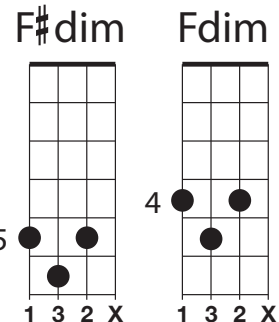
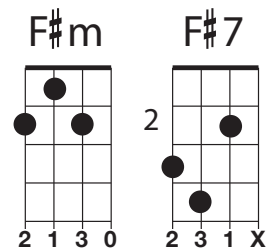
THIS IS THE ORCHESTRAL INTRO	ARRANGED BY KEV FOR
BASED ON I PUT A SPELL ON YOU	UKULELE (GCEA)
by NINA SIMONE	10/10/2021

Enjoy KEV

[Back to Song >](#)

I PUT A SPELL ON YOU Nina Simone

Arranged for Ukulele by KEV



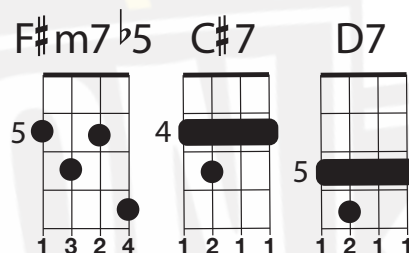
VERSE

F#m	F#dim Fdim	F#m	F#7
Bm	Bm	C#	C#7

F#m	F#7	Bm	Bm
F#m	F#dim Fdim		

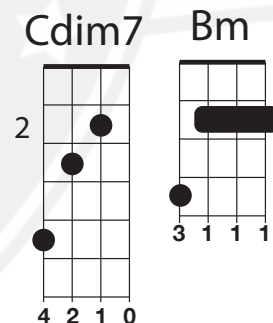
Turnaround into the Instrumental (added at the end of Verse2)

F#m		F#m7b5	D7	C#7	C#7
2 2 2	4	7	5	4	4
1 1 1	5	5	5	4	4
2 2 2		6	6	5	5
		5	5	4	4



SOLO

F#m	F#dim Fdim	F#m	F#7
Bm	Bm	C#	C#7



OUTRO

F#m	F#7	Bm	Cdim
F#m	F#dim C#	F#m	F#m

<< Back to song

I SAW HER STANDING THERE

The Beatles

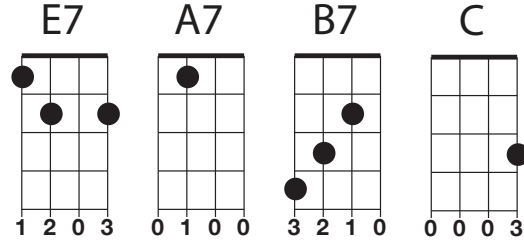
E
Key

TIKI NATION
SECRET UKE CLUB TUNEBOOK

For Educational Purposes only. Not for Resale.

Verse 1:

Well she was [E7] just 17,
and you [A7] know what I [E7] mean,
And the [E7] way she looked
was way beyond com-[B7]pare,
So [E7] how could I dance with an-[A7]other,
[C] Oooh, when I [E7] saw her
[B7] standing [E7] there,



Verse 2:

Well [E7] she looked at me,
and [A7] I, could [E7] see,
That be-[E7] fore too long,
I'd fall in love with [B7] her,
[E7] She wouldn't dance
with an-[A7]other - [C] oohh,
When I [E7] saw her [B7] standing [E7] there.

Bridge:

Well my [A7] here went boom,
When I crossed that room,
And I held her hand in [B7] mine. [A7]

Bridge:

Well my [A7] here went boom,
When I crossed that room,
And I held her hand in [B7] mine. [A7]

Verse 3:

Well we [E7] danced through the night
and we [A7] held each other [E7] tight,
And be-[E7] fore too long I fell in love with [B7] her,
[E7] Now I'll never dance
with an-[A7]other- [C] Oooh,
Since I [E7] saw her [B7] standing [E7] there,

Verse 4:

Oh, we [E7] danced through the night,
and we [A7] held each other [E7] tight,
And be-[E7] fore too long
I fell in love with [B7] her,
Now, [E7] I'll never dance with
an-[A7]other - [C] Oooh!

Outro:

Since I [E7] saw her [B7] standing [E7] there.

Oh since I [E7] saw her [B7] standing [E7] there.

Yeah, well, since I [E7] saw her [B7] standing
[A7] there. [E9] !

Solo Section:

| E7 | E7 | E7 | E7 | E7 | E7 | B7 | B7 | E7 | E7 | A7 | A7 |
| E7 | B7 | E7 | E7 |

I SHALL BE RELEASED

Nitty Gritty Dirt Band

(Capo 2)

G
Key

TIKI NATION
SECRET UKE CLUB TUNEBOOK

For Educational Purposes only. Not for Resale.

Verse 1:

[G] They say everything can be re-[Am]-placed,

[Bm] They say [D] every distance is not [G] near.

So I remember every [Am] face,

[Bm] Of every [D] man who put me [G] here.

Chorus:

[G] I see my light come [Am] shining,

[Bm] From the [C] west down to the [G] east.

Any day now, [Am] any day now,

[Bm] I [D] shall be re-[G]-leased.

Verse 2:

[G] They say every man needs pro-[Am]-tection,

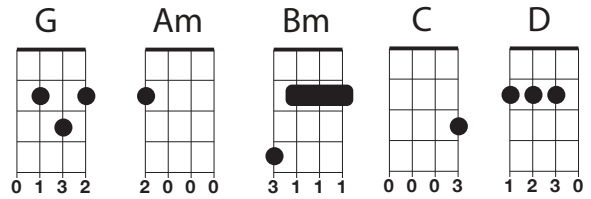
They [Bm] say that every [D] man must [G] fall .

Yet I swear I see my re-[Am]-flection,

[Bm] Somewhere so [C] high above this [G] wall .

Chorus:

Solo: ||: G | Am | Bm D | G :|| X2



Verse 3:

[G] Yonder stands a man in this
[Am] lonely crowd,

A [Bm] man who [D] swears he's
not to [G] blame.

[G] All day long I hear him,
[Am] shouting so loud

[Bm] Just crying [C] out that
he was [G] framed

Chorus: X 2

Solo: ||: G | Am | Bm D | G :|| X2

Outro:

Any day now, [Am] any day now

[Bm] I [C] shall be re-[G]-leased

I SHOT THE SHERIFF

Bob Marley

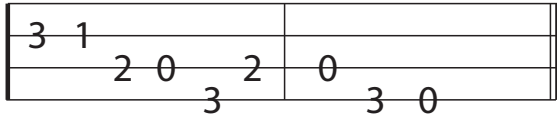
Gm
Key

TIKI NATION
SECRET UKE CLUB TUNEBOOK

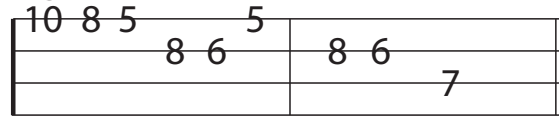
For Educational Purposes only. Not for Resale.

Page 1 of 2

Low G Lick



High G Lick



Verse 1:

[Gm] I shot the sheriff,
[Cm7] But I didn't shoot the [Gm] Deputy, *(oh no oh)*
[Gm] I shot the sheriff,
[Cm7] But I didn't shoot the [Gm] Deputy, *(oh no ooh)*

Verse 2:

Yeah, [Ebmaj7] All [Dm7] around in my [Gm] home town, [Gm]
They're [Ebmaj7] trying to [Dm7] track me [Gm] down. [Gm]
They [EbMaj7] say they want to [Dm7] bring me in [Gm] guilty,
For the [Ebmaj7] killing go a [Dm7] deputy, [Gm]
For the [Ebmaj7] life of a [Dm7] deputy, [Gm] but I say.

Play Lick "Oh now , now...Oh"

Verse 3:

[Gm] I shot the sheriff, [Cm7] but I swear
it was in [Gm] self defense. oh no! *(Oo oo oo) yeah,*
I said [Gm] I shot the sheriff, oh lord,
[Ebmaj7] and they say it is a [Gm] capitol offense. *(Oo oo oh!)*

Chorus:

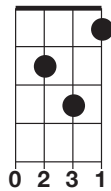
[Ebmaj7] Sheriff [Dm7] John Brown always [Gm] hated me,
For what [Ebmaj7] I [Dm] don't [Gm] know.
Ev'ry-[Ebmaj7] time I [Dm] plant a [Gm] seed,
He said [Ebmaj7] "Kill them be-[Dm]fore they [Gm] grow,"
He said [Ebmaj7] "Kill them be-[Dm]fore they [Gm] grow,"

Play Lick "and so,read it in the news"

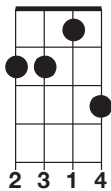
Verse 4:

[Gm] I shot the sheriff, [Cm7] *(But I swear it was in [Gm] self defense)*
Where was the deputy? *(Oo oo oh)*
I said [Gm] I shot the sheriff, [Cm7] but I swear it was in
[Gm] self defense. Yeah *(Oo ooh!)*

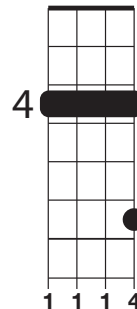
Gm



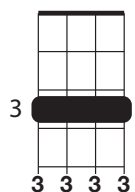
Dm7



Ebmaj7



Cm7



Go to page 2 >>

I SHOT THE SHERIFF

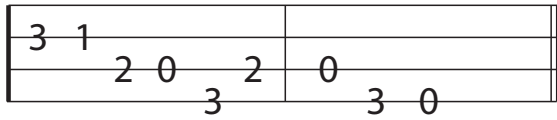
Gm
Key

TIKI NATION
SECRET UKE CLUB TUNEBOOK

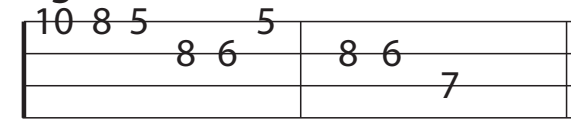
For Educational Purposes only. Not for Resale.

Page 2

Low G Lick



High G Lick



Verse 5:

[Ebmaj7] Freedom came my [Dm7] way one [Gm] day

And I [Ebmaj7] started [Dm7] out of [Gm] town. Yeah.

[Ebmaj7] All of the [Dm7] sudden I saw [Gm] sheriff John Brown,

[Ebmaj7] aiming to [Dm7] Shoot me [Gm] down.

So I [Ebmaj7] shot, I [Dm7] shot - I shot him [Gm] down.

"I say..."

Play Lick: "If I am guilty I will pay"

Verse 6:

[Gm] I shot the sheriff, [Cm7]

(But I did not shoot no [Gm] deputy)

[Gm] I shot the sheriff, [Cm7]

But I didn't shoot no [Gm] deputy.

Oh (Oo oo oo) yeah.

Verse 7:

Re-[Ebmaj7] flexes got the [Dm7] better of [Gm] me,

And [Ebmaj7] what is to [Dm7] be must [Gm] be.

Every [Ebmaj7] day the [Dm7] bucket goes to the [Gm] well,

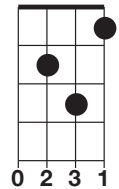
[Ebmaj7] One day the the [Dm7] bottom of it drop [Gm] out,

Yes [Ebmaj7] one day the [Dm7] bottom of it drop [Gm] out,

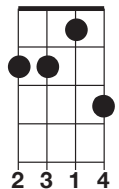
"I say": **Play Lick**

Jam over ||: Ebmaj7 | Dm7 | Gm :||


Gm



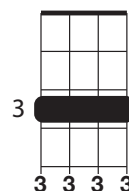
Dm7



Ebmaj7



Cm7



<< Back to Page 1

I SHOULD HAVE KNOWN BETTER

SNEAKY TIKI
SECRET CLUB TUNEBOOK

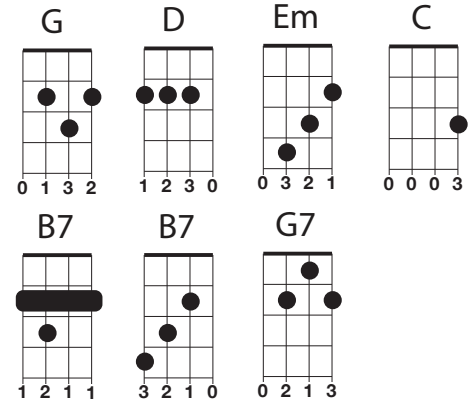
The Beatles

KEY of: G

Intro: | G D | G D | G D | G D ||

Verse 1:

G D G D G D G D G D
I _____ should have known better with a girl like you,
G D Em
That I would love every-thing that you do,
C D G D G
And I do, hey, hey, hey, and I do.



Verse 2:

D G D G D G D G D
Whoa, oh, I _____ never realized what a kiss could be,
G D Em
This could only happen to me.
C B7
Can't you see, can't you see

Bridge:

Em C G B7
That when I tell you that I love you, oh,
Em Em G G7
You're going to say you love me too, oh,
C D G Em
And when I ask you to be mine _____
C D G D G
You're gonna say you love me too.

Bridge 2 :

Em C G B7
That when I tell you that I love you, oh,
Em G G7
You're going to say you love me too, _____ oh,
C D G Em
And when I ask you to be mine _____
C D G D G
You're going to say you love me too.

Verse 3:

D G D G D G D G D
So, I _____ should have realized a lot of things be-fore.
G D Em
If this is love you've got to give me more,
C D G D G D
Give me more, hey hey hey, give me more,

Outro:

D G D G
You love me too.
D G D G
||: You love me too. :|| Repeat to fade.

Solo:

| G D | G D | G D | G D |
| G D | Em | C | D | G D | G D ||
Whoa, oh,

Verse 4:

G D G D G D G D
I _____ never reali-zed what a kiss could be,
G D Em
This could only happen to me,
C B7
Can't you see, can't you see?

I Still Haven't Found What I'm Looking For

by U2

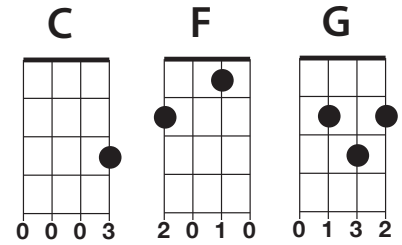
Key of C

Verse 1:

C
 I have climbed highest mountain, I have run through the fields,
F **C**
 Only to Be with you, only to be with you

Verse 2:

C
 I have run, I have crawled, I have Scaled these city walls
F **C**
 These city walls, only to be with you



Chorus:
G **F** **C**
 But I still haven't found what I'm looking for...
G **F** **C**
 But I still haven't found what I'm looking for...

Verse 3:

C
 I have kissed honey lips. Felt the healing, finger-tips
F **C**
 It burned like fire, this burning de- sire

Verse 4:

C
 I have spoke with the tongue of angels, I have held the hand of the devil
F **C**
 It was warm in the night, I was cold as a stone

Chorus:
G **F** **C**
 But I still haven't found what I'm looking for...
G **F** **C**
 But I still haven't found what I'm looking for...

Instrumental:
C **C** **C** **C** **C** **C** **F** **F** **C** **C**
 // // // // // // // // // //

Verse 5:

C
 I believe in the kingdom come, then all the colors - bleed into one
F **C**
 Bleed into one, well yes I'm still running

Verse 6:

C
 You broke the bonds and you loosed the chains,
 carried the cross of my shame
F **C**
 of my shame, you know I be-lieve it

Outro:
G **F** **C**
 But I still haven't found what I'm looking for...
G **F** **C**
 But I still haven't found what I'm looking for...
G **F** **C**
 But I still haven't found what I'm looking for...
G **F** **C**
 But I still haven't found what I'm looking for...

I WANT TO HOLD YOUR HAND

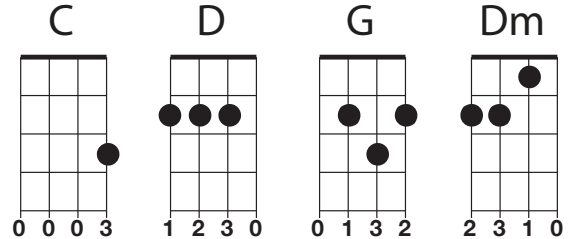
The Beatles

Intro: | C C D D D D D | C C D D D D D | C C D D D D D |

Rock & Roll Bounce

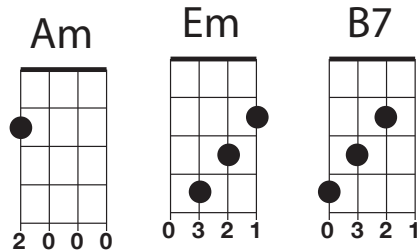
Verse 1:

Oh yeah, [G] I tell you [D] something,
[Em] I think you'll under-[B7]stand.
When [G] I say that [D] something,
[Em] I wanna hold your [B7] hand.



Chorus 1:

[C] I wanna [D] hold your [G] hand, [Em]
[C] I wanna [D] hold your [G] hand.



Verse 2:

Oh [G] please, say to [D] me,
[Em] You'll let me be your [B7] man.
And [G] please say to [D] me,
[Em] You'll let me hold your [B7] hand.

Chorus 2:

[C] Now let me [D] hold your [G] hand, [Em]
[C] I wanna [D] hold your [G] hand.

Repeat Chorus 1

Repeat Bridge 1

Bridge 1:

[Dm] And when I [G] touch you
I feel [C] happy in-[Am]side.
[Dm] It's such a [G] feeling,
that my [C] love I can't [D] hide,
[C] I can't [D] hide, [C] I can't [D] hide.

Verse 4:

Yeah, [G] you got that
[D] something, [Em] I think you'll
under-[B7]stand.
When [G] I feel that [D] something,
[Em] I wanna hold your [B7] hand.

Verse 3:

Yeah, [G] you got that [D] something,
[Em] I think you'll under-[B7]stand.
When [G] I say that [D] something,
[Em] I wanna hold your [B7] hand.

Chorus 4:

[C] I wanna [D] hold your [G] hand, [Em]
[C] I wanna [D] hold your [B7] hand.
[C] I wanna [D] hold your [C] hand. [G]

I WILL PLAY FOR GUMBO

C
Key

TIKI NATION
SECRET UKE CLUB TUNEBOOK

For Educational Purposes only. Not for Resale.

Jimmy Buffet

Intro: | C | C | C | C |

Verse 1:

Hey [C] I don't smoke, I don't shoot smack,
But I got a spicy monkey ridin' on my back.

Don't eat Beignets (*Bin-ee- ayes*),
to much sugar and dough,

But [G] I will [F] Play for [C] Gumbo,

[G] I will [F] Play for [C] Gumbo

Verse 2:

It [C] started at my grandma's
in her kitchen by the sea,

When she said, "*Hey little Jim -
you know the first one's free*".

Hit me like a brick - or som Tae-kwon-do,

But [G] I will [F] Play for [C] Gumbo

[G] I will [F] Play for [C] Gumbo

Chorus:

A [F] piece of French bread,
with which to wipe my bowl,
[C] Good for the body - Good for the soul,
It's a [F] little like religion - and a lot like sex
and [G] you should never know
when you're gonna get it next.

Bridge 1:

From [C] midnight in the quarter or noon in
Thib-o-daux (*Tip-a doe*)

[G] I will [F] Play for [C] Gumbo,
you know [G] I will [F] Play for [C] Gumbo

Verse 3:

I'm [C] not talking' quesadilla's
or a dozen Krispy Kremes,
A pound of caviar, *Hey, that's a rich mans dream!*

No banana split or fillet of pomp-ano,

[G] I will [F] Play for [C] Gumbo,
you know [G] I will [F] Play for [C] Gumbo

Intro/Outro

III C

Musical notation for the Intro/Outro lick, showing two staves. The first staff has notes 3, 3, 6, 3, 5, 3, 6, 3, 5, 3, 3. The second staff has notes 3, 3, 6, 3, 3, 0, 3, 5, 3, 5. There are also some half-note markings (1/2) above the notes.

C

Chord diagram for C: 0 0 0 3

F

Chord diagram for F: 2 0 1 0

G

Chord diagram for G: 0 1 3 2

Solo: | C | C | C | C | C | C | G F | C |

Chorus:

Verse 4:

[C] Maybe it's that sausage,
with those little pink shrimp,
Or that popcorn rice -
that makes me blow up like a blimp!
Maybe it's the voodoo from Marie (*May-Ree*)
Leveaux (*Lay-Voe*) but,
[G] I will [F] Play for [C] Gumbo,
you know [G] I will [F] Play for [C] Gumbo

Verse 5:

The [C] Sauce Boss makes his livin' on the stage,
Singing and a pickin' - for his nightly wage.
Sweatin' and a frettin' ... from his head to his
toe,
[G] Playin' and [F] swayin' [C] for the Gum-bo.
[G] Playin' and [F] swayin' [C] for the Gum-bo.

Chorus:

Bridge 2:

From [C] Midnight in San Francisco to
O-be-daux (*Oh-ba Dee-ba doe*)

Outro:

[G] I will [F] Play for [C] Gumbo... you know
[G] I will [F] Play for [C] Gumbo... let's go!
[G] I will [F] Play for [C] Gumbo ... come on!
[G] I will [F] Play for [C] Gumbo

Repeat Intro Lick > End.

I WONT BACK DOWN

Tom Petty



Key

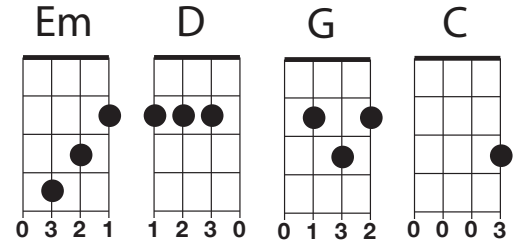
TIKI NATION
SECRET UKE CLUB TUNEBOOK

For Educational Purposes only. Not for Resale.

Intro: |: Em | D | G :|

Verse 1:

Well I [Em] won't [D] back [G] down,
No I, [Em] won't [D] back [G] down,
You can [Em] stand me
[D] up at the [C] gates of hell,
But I [Em] won't [D] back [G] down.



No I'll, [Em] stand [D] my [G] ground,
Won't be [Em] turned [D] a- [G]round,
And I'll [Em] keep this
[D] world from [C] draggin' me down,
Gonna [Em] stand [D] my [G] ground,
And I [Em] won't [D] back [G] down [C][G].

Chorus:

[C] Heeeey [D] baby,
There ain't no [C] easy way [D] out,
[C] Hey-ya [D] I ... will [Em] stand
[D] my [G] ground,
And I [Em] won't [D] back [G] down.

Well I [Em] know [D] what's [G] right,
I got [Em] just [D] one [G] life,
In a [Em] world that
[D] keeps on [C] pushing me around,
But I [Em] stand [D] my [G] ground.
and I [Em] won't [D] back [G] down

Chorus:

Solo:

Chorus x2:

I'LL FLY AWAY

Alison Krauss & Gillian Welch (Brother Where Art Thou)

D
Key

TIKI NATION
SECRET UKE CLUB TUNEBOOK

For Educational Purposes only. Not for Resale.

Intro: | D | D | G | D | D | D | D A | D |

Verse 1:

[D] Some bright morning, when this life is o'er,
[G] I'll... fly a-[D]way,
[D] To a home on God's celestial shore,
[D] I'll ... [A] fly a-[D]way.

Chorus:

[D] I'll.. fly away oh glory,
[G] I'll... fly a-[D]way. (*In the mornin'*)
[D] When I die, Hal-le-lu-jah by and by,
[D] I'll... [A] fly a-[D]way.

Verse 2:

[D] When the shadows,
of this life have gone,
[G] I'll... fly a-[D]way,
[D] Like a bird, from these prison walls I'll fly,
[D] I'll... [A] fly a-[D]way.

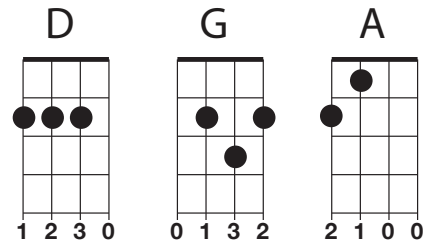
Chorus:

[D] I'll.. fly away oh glory,
[G] I'll... fly a-[D]way. (*In the mornin'*)
[D] When I die, Hal-le-lu-jah by and by,
[D] I'll... [A] fly a-[D]way.

Solo: | D | D | G | D | D | D | D A | D |

Verse 3:

[D] Oh how glad and happy when we meet,
[G] I'll... fly a-[D]way,
[D] No more cold iron shackles on my feet
[D] I'll... [A] fly a-[D]way.



Chorus:

[D] I'll.. fly away oh glory,
[G] I'll... fly a-[D]way. (*In the mornin'*)
[D] When I die, Hal-le-lu-jah by and by,
[D] I'll... [A] fly a-[D]way.

Solo: | D | D | G | D | D | D | D A | D |

Chorus:

[D] I'll.. fly away oh glory,
[G] I'll... fly a-[D]way. (*In the mornin'*)
[D] When I die, Hal-le-lu-jah by and by,
[D] I'll... [A] fly a-[D]way.

Verse 4:

[D] Just a few more weary days and then,
[G] I'll... fly a-[D]way,
[D] To a land, where joys will never end,
[D] I'll... [A] fly a-[D]way.

Chorus / Outro:

[D] I'll.. fly away oh glory,
[G] I'll... fly a-[D]way. (*In the mornin'*)
[D] When I die, Hal-le-lu-jah by and by,
[D] I'll... [A] fly a-[D]way.
[D] I'll... [A] fly a-[D]way [D][A][D]

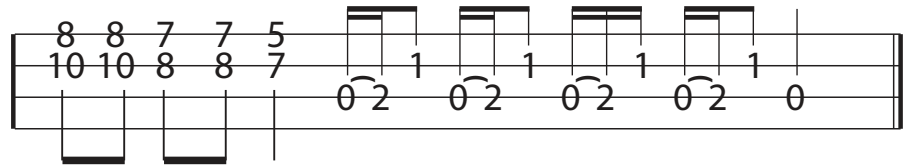
I'M A BELIEVER

The Monkees



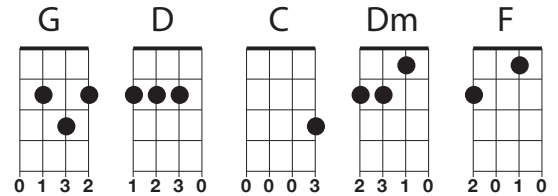
For Educational Purposes only. Not for Resale.

Intro: | Dm C G |



Verse 1:

[G] I thought love was
 [D] only true in [G] fairy tales [G]
 [G] Meant for someone [D] else but not for [G] me. [G]
 [C] Love was out to [G] get me
 [C] That's the way it [G] seemed.
 [C] Disappointment [G] haunted all my [D] dreams.



Chorus:

Then I saw her [Dm] face [C] [G]
 Now I'm a be-[Dm]liever [C] [G]
 Not a [Dm] trace [C] [G]
 Of doubt in my [Dm] mind [C] [G]

I'm in [G] love,
 Mmmmm [C]
 I'm a be-[G] liever!
 I couldn't [F] leave her
 If I [D] tried.

Partial Verse 1:

Ooh [C] Love was out to [G] get me
 [C] Now that's the way it [G] seemed.
 [C] Disappointment [G] haunted all my [D] dreams.

Verse 2:

[G] I thought love was [D] more or less a
 [G] given thing, [G]
 [G] Seems the more I [D] gave the less I [G] got [G]
 [C] What's the use in [G] trying?
 [C] All you get is [G] pain.
 [C] When I needed [G] sunshine I got [D] rain.

Chorus:

Then I saw her [Dm] face [C] [G]
 Now I'm a be-[Dm]liever [C] [G]
 Not a [Dm] trace [C] [G]
 Of doubt in my [Dm] mind [C] [G]

I'm in [G] love,
 Mmmmm [C]
 I'm a be-[G] liever!
 I couldn't [F] leave her
 If I [D] tried.

Repeat Chorus:

Solo :

| G | D | G G D D | G G D D |
 | G | D | G G D D | G |

Yes I saw here [Dm] face [C] [G]
 Now I'm a Bel-[Dm]liever [C] [G]
 That's all it [Dm] takes [C] [G]
 Of doubt in my [Dm] mind [C] [G]
 And I'm a be-[Dm]liever [C] [G]
 (yeah yeah yeah yeah)
 I'm a be-[Dm]liever [C] [G]

I'VE GOT YOU BABE

Sonny & Cher

F
Key

TIKI NATION
SECRET UKE CLUB TUNEBOOK

For Educational Purposes only. Not for Resale.

Verse 1:

They [F] say we're young and [Bb] we don't know,
[F] Won't find out un-[Bb]til- [Gm] we [C] grow,
Well, [F] I don't know if [Bb] all that's true,
'Cuz [F] you got me, and [Bb] baby,
[Gm] I got [C] you.

Chorus:

[F] Babe, [Bb] I got [F] you babe, [Bb]
[Bb] I got [F] you babe, [Bb]

Verse 2:

They [F] say our love won't [Bb] pay the rent,
[F] before it's earned, our [Bb] money's
[Gm] all been [C] spent,
I [F] guess that's so, we don't [Bb] have a lot,
But at [F] least I'm sure of [Bb] all the
[Gm] things we [C] got.

Chorus:

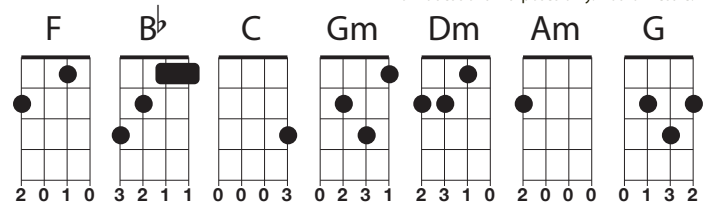
[F] Babe, [Bb] I got [F] you babe, [Bb]
[Bb] I got [F] you babe, [Bb]

Bridge:

I got [Gm] flowers in the [C] spring,
I got [Gm] you to wear my [C] ring,
And when I'm [F] sad, you're a [Bb] clown,
And if I get [Bb] scared, you're always around,
[C] [C#]

Verse 3:

I [C] guess that's so, we don't [F] pay the rent,
[C] before it's earned,
our [F] money's [Dm] all been [G] spent,
I guess that's so, we don't [F] have a lot,
But at [C] least I'm sure of [F] all the
[Dm] things we [G] got.



Chorus:

[C] Babe, [F] I got [C] you babe,
[F] I got [C] you babe,

Bridge:

I got [Dm] flowers in the [G] spring,
I got [Dm] you to wear my [G] ring,
And when I'm [C] sad, you're a [Am] clown,
And if I get [F] scared, you're always around, [G]

Verse 4:

So [C] let the, say your [F] hair's to long,
'Cuz I [C] don't care, with [F] you
I [Dm] can't go [G] wrong,
Then [C] put your little [F] hand in mine,
[C] there ain't no hill or [F] mountain
[Dm] we can't [G] climb.

[C] Babe, [F] I got [C] you babe, [F]

| C F | C G |

[C] I got you, to [F] hold my hand,
[C] I got you to [G] understand,
[C] I got you to [F] walk with me,
[C] I got you to [G] talk with me,
[C] I got you yo [F] kiss goodnight,
[C] I got you to [G] hold me tight,
[C] I got you, [F] I won't let go,
[C] I got you to [G] love me so,

| C F | C G |

[F] I Got you [C] babe,
[C] [F] I got you, [C] babe, [G]
I got you, [C] babe, [F] [C] [G]
I got you, [C] babe...

Live, Love, Learn & Play Ukulele. Join us at: TheTikiNation.com

© 2023 TheTikiNation.com

Arr. for GCEA Ukulele by KEV 23-06XX Last Revised 00.00.00

For Educational Purposes only. Not for Resale.

IKO IKO

The Dixie Cups KEY of: C

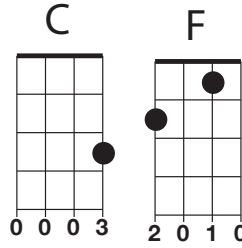


Verse 1:

[F] My grandma and your grandma
 were sittin' by the [C] fire
 My grandma told your grandma,
 "I'm gonna set your flag on [F] fire"
 Talkin' 'bout, hey now (*hey now*),
 hey now (*hey now*), iko iko un-[C]day
 Jockamo feeno - ai nané
 Jockamo fee na-[F]né [F] [F]

[F] Look at my king all dressed in red,
 Iko iko un-[C]day
 I betcha five dollars he'll kill you dead,
 Jockamo fee na-[F] né
 Talkin' 'bout, | hey now (*hey now*),
 hey now (*hey now*), iko iko un-[C]day
 Jockamo feeno - ai nané
 Jockamo fee na-[F] né [F] [F]

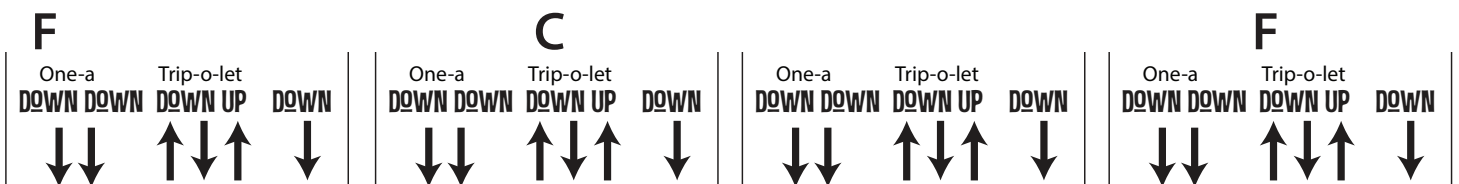
[F] My flag boy and your flag boy,
 sittin' by the [C] fire
 My flag boy told your flag boy,
 "I'm gonna set your flame on [F] fire"
 Talkin' 'bout, hey now (*hey now*),
 hey now (*hey now*), iko iko un-[C]day
 Jockamo feeno - ai nané
 Jockamo fee na-[F]né [F] [F]



[F] See that guy all dressed in green?
 Iko iko un-[C]day
 He's not a man he's a lovin' machine,
 Jockamo fee na-[F]né
 Talkin' 'bout, hey now (*hey now*),
 hey now (*hey now*), iko iko un-[C]day |
 Jockamo feen - ai nané
 Jockamo fee na-[F]né [F] [F]

Talkin' 'bout, hey now (*hey now*),
 hey now (*hey now*), iko iko un-[C]day
 Jockamo feeno - ai nané
 Jockamo fee na-[F]né
 [C] Jockamo fee na-[F]né
 [C] Jockamo fee na-[F]né

Strum Pattern



IMAGINE

John Lennon



For Educational Purposes only. Not for Resale.

Intro:

* You can play the TAB over the first four lines of the verses instead of strumming.

Verse 1:

[C] Imagine there's [Cmaj7] no [F] heaven,
It's [C] easy if [Cmaj7] you [F] try.
[C] No hell [Cmaj7] be-[F]low us,
[C] Above us, [Cmaj7] only [F] sky.

[F] Imagine [Am] all the [Dm] people, [F]
[G] Living for to-[G7]day. *a-hah-a*

Chorus:

[F] You may [G] say I'm a | [C] dreamer, [Cmaj7] [E] [E7] |
[F] But I'm [G] not the only | [C] one. [Cmaj7] [E] [E7] |
[F] I hope some [G] day you'll | [C] join us, [Cmaj7] [E] [E7] |
[F] And the [G] world will be as [C] one... [End]

Verse 2:

[C] Imagine there's [Cmaj7] no [F] countries,
[C] It isn't hard [Cmaj7] to [F] do.
[C] Nothing to kill [Cmaj7] or [F] die for,
[C] And no re-li-[Cmaj7]gion [F] too.

[F] Imagine [Am] all the [Dm] people, [F]
[G] Living life in [G7] peace, *You-who-oo-oo-oo*

Chorus:

[F] You may [G] say I'm a | [C] dreamer, [Cmaj7] [E] [E7] |
[F] But I'm [G] not the only | [C] one, [Cmaj7] [E] [E7] |
[F] I hope some [G] day you'll | [C] join us, [Cmaj7] [E] [E7] |
[F] And the [G] world will be as [C] one... [Bass Notes: G A B]

Verse 3:

[C] Imagine no [Cmaj7] pos-[F]ses-sions,
[C] I wonder if [Cmaj7] you [F] can.
[C] No need for greed [Cmaj7] or [F] hunger,
[C] A brotherhood [Cmaj7] of [F] man.

[F] Imagine [Am] all the [Dm] people, [F]
[G] Sharing all the [G7] world. *You-who-oo-oo*

* The first two chords of the Chorus get 2 beats (strums). You then do four quick downward Single Strums.
Think of your timing as: dreamer 2 3 4
| [C] dreamer [Cmaj7] [E] [E7] |

IN MY LIFE THE BEATLES

John Lennon & Sir Paul McCartney KEY of A

Intro Lick:

A guitar diagram for the Intro Lick. It shows a sequence of notes on the strings: A (0), /, /, /, E (0), /, /, /, (4). The fret numbers below the strings are 1, 2, 3, &, 4, &, 1, 2, 3, 4. The diagram is labeled 'Play 2 X'.

Verse 1:

There are [A] places [E] I re-[F#m]ember [A7*]
 All my [D] life, [Dm] though [A] some have [A] changed,
 Some for-[A]ever, [E] not for [F#m] better, [A7]
 Some have [D] gone, [Dm] and [A] some re-[A]main.

Bridge 1:

All these [F#m] places had their [D] moments,
 With [G] lovers and friends, I [A] still can recall,
 Some are [F#m] dead, and some are [B] living,
 In [Dm] my life, I've [A] loved them all.

Delightful Musical Interlude 1:

A guitar diagram for the Delightful Musical Interlude 1. It shows a sequence of notes on the strings: A (0), /, /, /, E (0), /, /, /, (4). The fret numbers below the strings are 1, 2, 3, &, 4, &, 1, 2, 3, 4. The diagram is labeled 'Play 1 X'.

Verse 2:

But of [A] all these [E] friends and [F#m] lovers, [A7]
 There is [D] no-[Dm]one com-[A]pares with [A] you,
 And these [A] memories [E] lose their [F#m] meaning, [A7]
 When I [D] think of [Dm] love as [A] something [A] new.

Bridge 2:

Though I [F#m] know I'll never lose a-[D]ffection
 For [G] people and things that [A] went before,
 I [F#m] know I'll often stop and think a-[B]bout them,
 In [Dm] my ___ life, I [A] love you more.

CHORDS

Chord diagrams for A, E, F#m, D, Dm, A7(no 5)*, A7, G, and B. Each diagram shows the fret numbers for the strings (A, E, C, G) and includes a '4' in a box for the A7(no 5)* chord.

*Use the fancy pants A7(no 5) chord in place of the boring old A7 Chords... IF YOU DARE.

Crazy Harpsichord Solo

Play 2 X

A diagram for the Crazy Harpsichord Solo. It shows a sequence of notes on the strings: A, E, F#m, A7, D, Dm, A. The diagram is labeled 'Solo: ||: A E | F#m A7 | D Dm | A :||'.

Bridge 3:

Though I [F#m] know I'll never lose a-[D]ffection
 For [G] people and things that [A] went before,
 I [F#m] know I'll often stop and think [B] about them,
 In [Dm] my ___ life I [A] love you more.

Delightful Musical Interlude 2:

A guitar diagram for the Delightful Musical Interlude 2. It shows a sequence of notes on the strings: A (0), /, /, /, E (0), /, /, /, (4). The fret numbers below the strings are 1, 2, 3, &, 4, &, 1, 2, 3, 4. The diagram is labeled 'Play 1 X'.

OUTRO:

In [Dm] ↓ my ___ life [N.C.] I love you [A] more

A diagram for the Outro Lick. It shows a sequence of notes on the strings: A (0), /, /, /, E (0), /, /, /, A (0) HOLD. The fret numbers below the strings are 1, 2, 3, &, 4, &, 1, 2, 3, &, 4, &. The diagram is labeled 'START OUTRO LICK HERE' with an arrow pointing to the A (0) note.

OUTRO LICK:

A guitar diagram for the Outro Lick. It shows a sequence of notes on the strings: A (0), /, /, /, E (0), /, /, /, A (0) HOLD. The fret numbers below the strings are 1, 2, 3, &, 4, &, 1, 2, 3, &, 4, &. The diagram is labeled '© 2023 TheTikiNation.com'.

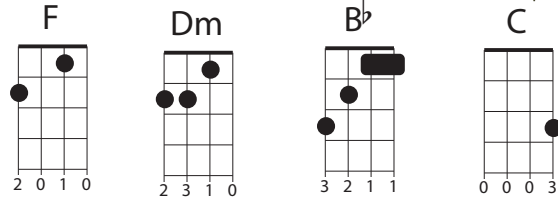
IN THE STILL OF THE NIGHT

The Five Satins 1956 Key of F 6/8 time

F
Key

TIKI NATION
SECRET UKE CLUB TUNEBOOK

For Educational Purposes only. Not for Resale.



Intro:

[F] *Do doot and show-bee doe...*

[Dm] *Do doot and show-bee doe...*

[Bb] *Do doot and show-bee doe...*

[C] *Do doot and sho-bee whoa...*

Verse 1:

(Do doot and show-bee doe...)

In the [F] still of the [Dm] ni-ght -
I [Bb] held you, held you [C] tight

'cause I [F] Love - Lo-ve you [Dm] so-oh
Promise I'll [Bb] never - let you [C] go
In the [C] still of the [F] night

(Sing together)

In the [Bb] still of the [F] night

Verse 2:

(I re-member ... I re-member)

I re-[Bb]mem-ber that night in Ma-ay the
[F] stars were bright a-bo-ve
I'll [Bb] ho-pe and I'll pra-ay

Interlude: PLAY 2X

[F] *Do bop do bah...* [Dm] *Do bop do bah*

[Bb] *Do bop do bah...* [C] *Do bop.*

[F] *Oh...* [Bb] *Oh Oh Oh* [F] *Oh...*

Outro:

(Do doot and show-bee doe...)

So be-[F]fore the [Dm] li-ght - hold me
a-[Bb]gain with all of your [C] might

In the [C] still of the [F] night

In the [Bb] still of the [C] night
STOP!

Background vocals start
on the word "night"

Vocal Break:

In the still... of the... night

[F] *Do doot and show-bee doe...*

[Dm] *Do doot and show-bee doe...*

[Bb] *Do doot and show-bee doe...*

[C] *Do doot and sho-bee whoa...*

Vocal Break:

to keep [C] your pre- [C]cious lo-ve...



(Do doot and show-bee doe...)

Well be-[F]fore the [Dm]li-ght - hold me
a-[Bb]gain with all of your [C]might
In the [C]still of the [F]night

(Sing together)

In the [Bb] still of the [F] night

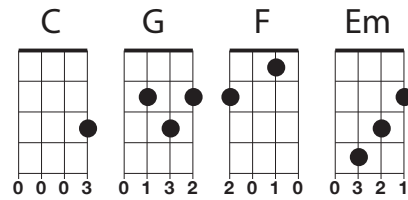
INTO THE MYSTIC

Van Morrison (Capo 3 to play with original recording in Eb)



For Educational Purposes only. Not for Resale.

Intro: | C | C | C | C |



Verse 1:

[C] We were born before the wind,
 [C] Also younger than the sun,
 [G] 'ere the bonny boat was won,
 As we sailed into the [C] mystic.

Solo (Kazoo):

| C | C | C | C | G | G | C | C |

Verse 2:

[C] Hark now, hear the sailor's cry,
 [C] Smell the sea, and feel the sky,
 [G] Let your soul and spirit fly,
 Into the [C] mystic.

Bridge 2:

[Em] When that foghorn [F] blows,
 [C] You know I will be comin' home,
 [Em] And when that [F] foghorn blows,
 [G] I've gotta hear it,
 I don't have to fear it...

Bridge:

[Em] When that foghorn [F] blows,
 I will be [C] comin' home, Mmm hmm hm
 [Em] When that [F] foghorn blows,
 I wanna [G] hear it, I don't have to fear it...

Chorus (Last):

[C] And I wanna rock your gypsy soul,
 [C] Just like way back in the days of old,
 [G] And together we will float,
 [G] Into the [C] mystic ... Come on girl!

Chorus:

And [C] I, wanna rock your gypsy soul,
 [C] Just like way back in the days of old,
 [G] And magnificently we will float,
 Into the [C] mystic.

Solo (Kazoo):

| C | C | C | C | G | G | C | C |

[C] ...To late to stop now-o-[G]-ow[C]
 End.

Bridge Intro TAB:

When that Fog Horn Blows...

Em	F	C	Em	F	G
2 3 5	0 0 1 0 1 0 1 0	0 0 1 0 1 0 1 0	2 3 1 3	0	3 5
4 3 4 5		0	4 3 4 0 2 2 4 4 5	0	
4 4 5		0	4	0	

IT NEVER RAINS IN SOUTHERN CALIFORNIA

Albert Hammond

G
Key

TIKI NATION
SECRET UKE CLUB TUNEBOOK

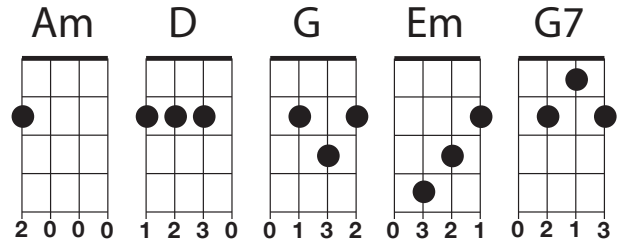
Capo 2 to play with
original recording

For Educational Purposes only. Not for Resale.

Intro: | Am | D | G | G | Am | D | G | G ↓

Verse 1:

Got on-[Am]board a westbound
[D] seven forty [G] seven, [G]
Didn't [Am] think before de-[D]ciding
what to [G] do, [G]
All that [Am] talk of oppor-[D]tunities,
[G] TV breaks and [Em] movies,
Rang [Am] true, [D] sure rang [G] true. G ↓



Chorus:

Seems it [Am] never rains in
[D] Southern Cali-[G]fornia, [Em]
Seems I've [Am] often heard that
[D] kind of talk be-[G]for, [G7]
It never [Am] rains in Cali-[D]fornia,
But [G] girl, don't they [Em] warn ya,
It [Am] pours, [D] man it [G] pours. G ↓

Verse 2:

Will you [Am] tell the folks back
[D] home, I nearly [G] made it? [G]
Had [Am] offers, but don't [D] know which one to
[G] take, [G]
Please don't [Am] tell them how you
[D] found me,
Don't [G] tell them how you [Em] found me,
Give me a [Am] break, [D] give me a [G] break. G ↓

Bridge:

Out of [Am] work, I'm outta my [D] head,
Out of self re-[G]spect, I'm outta [G] bread,
I'm under [Am] loved, I'm under [D] fed,
I wanna go [G] home. [G7]

Chorus:

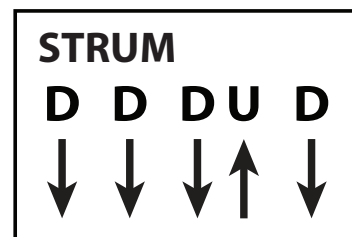
Seems it [Am] never rains in
[D] Southern Cali-[G]fornia, [Em]
Seems I've [Am] often heard that
[D] kind of talk be-[G]for, [G7]
It never [Am] rains in Cali-[D]fornia,
But [G] girl, don't they [Em] warn ya,
It [Am] pours, [D] man it [G] pours. G ↓

Chorus (Partial):

It never [Am] rains in Cali-[D]fornia,
But [G] girl, don't they [Em] warn ya,
It [Am] pours, [D] man it [G] pours. G ↓

||: Am | D | G | Em | Am | D | G :|| repeat and fade

| Am | D | G | G | Am | D | G | G ↓



Jackson

Johnny Cash & June Carter-Cash

Intro: C – (boom-chuck) 4 measures -

Verse 1: (Both)

C

We got married in a fever, hotter than a pepper sprout.

(Johnny)C7

We've been talkin' 'bout Jackson, ever since the fire went out. Oh, I'm goin' to

F

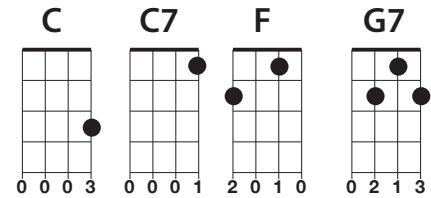
C

F

G7

C

Jackson, I'm gonna mess a-roun'. Yeah, I'm goin' to Jackson, look out Jackson town.



Verse 2: (June)

C

Well go on down to Jackson, go ahead and wreck your health.

C7

Play your hand, you big talking man, and make a big fool of yourself. Yeah, go to

F

C

(Johnny)

F

(June)G7

C

Jackson, go comb your hair. I'm gonna snow ball Jackson. See if I care!

Verse 3: (Johnny)

C

Well when I breeze into that city, people gonna stoop and bow.

C7

All them women gonna make me, teach 'em what they don't know how. Oh, I'm going to

F

C

F

(June)G7

C

Jackson, you turn aloose of my coat. Cuz, I'm going to Jackson. Goodbye's all she wrote.

Verse 4: (June)

C

Well they'll laugh at you in Jackson, and I'll be dancin' on a pony keg.

C7

They'll lead ya round town like a scalded hound, with your tail tucked between your legs. Yeah, go to

F

C

F

G7

C

(Johnny)

Jackson, you big talkin' man, I'll be waiting in Jackson, behind a Ja-pan fan. Well now

Verse 5: (Both)

C

We got married in a fever hotter than a pepper sprout.

C7

We've been talkin' 'bout Jackson, ever since the fire went out. I'm going to

F

C

F

G7

C

Jackson, and that's a fact. Yeah, I'm goin' to Jackson, and ain't never comin' back.

Slow Fade Ending - (Johnny sings, June hums harmony back-up)

C

We got married in a fever, hotter than a pepper sprout. We been talkin' 'bout Jackson...

JAMBALAYA (ON THE BAYOU)

Hank Williams

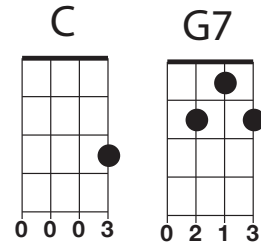


For Educational Purposes only. Not for Resale.

Intro: | C | G7 |

Verse 1:

Goodbye [C] Joe me gotta go me oh [G7] my oh,
Me gotta go pole the pirogue down the [C] bayou,
My Yvonne the sweetest one me oh [G7] my oh,
Son of me gun we'll have big fun on the [C] bayou.



Chorus:

[C] Jambalaya and a crawfish pie on a filé [G7] gumbo,
'Cause tonight I'm gonna see my ma cher a-[C]mio,
Pick guitar, filled fruit jar and be [G7] gay-o,
Son of me gun we'll have big fun on the [C] bayou,

Instrumental: | C | G7 | G7 | C | C | G7 | G7 | C |

Verse 2:

Thibo-[C]daux Fontaineaux the place is [G7] buzzin',
Kinfolk come to see Yvonne by the [C] dozen,
Dressed in style, go hog wild, me oh [G7] my oh,
Son of me gun we'll have big fun on the [C] bayou.

Chorus:

[C] Jambalaya and a crawfish pie on a filé [G7] gumbo,
'Cause tonight I'm gonna see my ma cher a-[C]mio,
Pick guitar, filled fruit jar and be [G7] gay-o,
Son of me gun we'll have big fun on the [C] bayou.

Instrumental: | C | G7 | G7 | C | C | G7 | G7 | C |

Chorus:

[C] Jambalaya and a crawfish pie on a filé [G7] gumbo,
'Cause tonight I'm gonna see my ma cher a-[C]mio,
Pick guitar, filled fruit jar and be [G7] gay-o,
Son of me gun we'll have big fun on the [C] bayou.

End

JAVA JAM

The Ink Spots
1940

F
Key

TIKI NATION
SECRET UKE CLUB TUNEBOOK

For Educational Purposes only. Not for Resale.

Intro:

F F#m G F F#m G

1 2 2 5 4 3 | 1 2 2 5 3
0 0 2 0 3 0 2 0 3 0 2 0 6 5 4 | 0 0 2 0 3 0 2 0 3 0 2 0 5 3
2 2 0 0 0 0 0 0 0 0 0 0 0 0

F Bdim Bbm6 Bb Bbm F7
C C7 Cdim7 Bb7 Fm G

Chorus:

[F] I love [Bdim] coffee, [C7] I love tea,
[C] I love the [C7] java jive and [F] it loves me.
[F] Coffee and [F7] tea and the [Bb] java and [Bbm] me,
A [F] cup, a cup, a [C7] cup, a cup, a [F] cup, [C7] boy.

Verse 1:

[F] I love [Bdim] java, [C7] sweet and hot,
[C] Whoops, Mr. [C7] Moto, I'm a [F] coffee pot.
[F] Shoot me the [F7] pot now [Bb] pour me a [Bbm] shot,
A [F] cup, a cup, a [C7] cup, a cup, a [F] cup.

Swing Interlude:

Oh, [Bb7] slip me a slug from the wonderful mug,
I'll cut a rug till I'm [F] snug in a jug,

[N.C.] "A slice of onion and a raw one!"

[Bbm6] draw [C7] one...

"Waiter, waiter, percolator..."

Chorus:

[F] I love [Bdim] coffee, [C7] I love tea,
[C] I love the [C7] java jive and [F] it loves me.
[F] Coffee and tea [F7] and the [Bb] java and [Bbm] me,
A [F] cup, a cup, a [C7] cup, a cup, a [F] cup! [C7]

Interlude:

Oh, [F] Boston [Bdim] beans,
[Cdim7] soy [C7] beans, (Yeah!)
[F] Green [Bdim] beans,
[Cdim7] cabbage and [C7] greens, (Home cooking!)
[F] I'm not [F7] keen [Bb] for a [Bbm6] bean,
Un-[F]less that is a cheery, cheery bean, [C] boy.

Chorus:

I love [Bdim] coffee, [C7] I love tea,
[C] I love the [C7] java jive and [F] it loves me.
[F] Coffee and [F7] tea,
and the [Bb] java and [Bbm] me,
A [F] cup, a cup, a [C7] cup, a cup,
a [F] cup, [C7], yeah!

Verse 1:

[F] I love [Bdim] java, [C7] sweet and hot,
[C] Whoops, Mr. [C7] Moto, I'm a [F] coffee pot.
[F] Shoot me the [F7] pot now
[Bb] pour me a [Bbm] shot, a [F] cup, a [C] cup,
a [F] cup. (Yeah!)

Interlude: Oh, [Bb7] throw me that slug
from the wonderful mug,
And I'll cut a rug till I'm [F] snug in the jug.
[N.C.] "Drop a nickel in a pot, Joe, takin' it slow,
[Bbm6] Waiter, waiter, [C7] percolator...."

Chorus/Outro:

[F] I love [Bdim] coffee, [C7] I love tea,
[C] I love the java jive and [F] it loves me.
Coffee and [F7] tea and the [Bb] java
and [Bbm] me, Yeah!

A [F] cup, a cup, a [C7] cup, a cup, a [F] cup!
[F] Oh.....

JOHNNY B. GOODE

Chuck Berry

A
Key

TIKI NATION
SECRET UKE CLUB TUNEBOOK

For Educational Purposes only. Not for Resale.

Intro:

Verse 1:

[A] Deep down in Louisiana,
close to New Orlean,
Way back up in the woods,
among the evergreens,
There [D] stood a log cabin,
made of earth and wood,
Where [A] lived a country boy,
named Johnny B. Goode,
Who [E] never ever learned to,
read or write so well,
But he could [A] play a guitar,
just like a ringin' a bell.

| D | A | E | D | A | Play the solo, then play the bounce chords and then play Verse 1.

**The white dots indicate where to add the bounce note (6th) for the Shuffle.*

Chorus:

[A] Go, go!
Go, Johnny, go, go!
[D] Go, Johnny, go, go!
Go, Johnny, go, go!
[A] Go, Johnny, go!
[E] Go, Johnny!
Johnny B. [A] Goode!

Chorus:

[A] Go, go!
Go, Johnny, go, go!
[D] Go, Johnny, go, go!
Go, Johnny, go, go!
[A] Go, Johnny, go!
[E] Go, Johnny!
Johnny B. [A] Goode!

Verse 3:

His [A] mother told him,
"Someday you will be a man
And you will be the leader
of a big ol' band
[D] Many people coming
from miles around
To [A] hear you play your
uke when the sun go down
[E] Maybe someday your name will be in lights
Sayin' [A] "Johnny B. Goode Tonight"

Verse 2:

He [A] used to carry his guitar
in a gunny sack
Go sit beneath the tree
by the railroad track
Oh, the [D] engineers would see him
sitting in the shade
[A] Strummin' with the rhythm
that the drivers made
[E] People passing by,
they would stop and say
"Oh, [A] my, but that little
country boy could play"

Chorus:

[A] Go, go!
Go, Johnny, go, go!
[D] Go, Johnny, go, go!
Go, Johnny, go, go!
[A] Go, Johnny, go!
[E] Go, Johnny!
Johnny B. [A] Goode!

JOLINE

Dolly Parton



TIKI NATION
SECRET UKE CLUB TUNEBOOK

For Educational Purposes only. Not for Resale.

Chorus:

Jo-[Am] lene, Jo-[C]-lene,
Jo-[G]-lene, Jo-[Am]-lene,
I'm [G] begging of you,
please don't take my [Am] man
Jo-[Am] lene, Jo-[C]-lene,
Jo-[G]-lene, Jo-[Am]-lene,
[G] Please don't take him just because you [Am] can

Verse 1

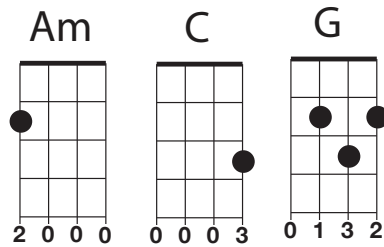
Your [Am] beauty is be-[C]yond compare
With [G] flaming locks of [Am] auburn hair
With [G] ivory skin and [G] eyes of emerald [Am] green
Your [Am] smile is like a [C] breath of spring
Your [G] voice is soft like [Am] summer rain
And I [G] cannot compete with you, Jo-[Am]lene

Verse 2 :

He [Am] talks about you [C] in his sleep
There's [G] nothing I can [Am] do to keep
From [G] crying when he calls your name,
Jo-[Am]lene and I [Am] can easily [C] understand
How [G] you could easily [Am] take my man
But [G] you don't know what he means to me,
Jo-[Am]lene

Chorus:

Jo-[Am] lene, Jo-[C]-lene, Jo[G]-lene, Jo[Am]-lene
I'm [G] begging of you, please don't take my [Am] man
Jo-[Am] lene, Jo[C]-lene, Jo[G]-lene, Jo[Am]-lene
[G] Please don't take him just because you [Am] can



Verse 3:

[Am] You could have your [C] choice of men
But [G] I could never [Am] love again
[G] He's the only one for me, Jo-[Am]lene
I [Am] had to have this [C] talk with you
My [G] hap-pi-ness de-[Am] pends on you
And what-[G] ever you decide to do,
Jo-[Am] lene

Chorus:

Jo-[Am]lene, Jo-[C]-lene,
Jo-[G]-lene, Jo-[Am]-lene,
I'm [G] begging of you,
please don't take my [Am] man

Jo-[Am] lene, Jo-[C]-lene,
Jo-[G]-lene, Jo-[Am]-lene
[G] Please don't take him just
because you [Am] can

JOY TO THE WORLD

Three Dog Night



For Educational Purposes only. Not for Resale.

Intro: | D C | G Bb | F F C# | D

Verse 1:

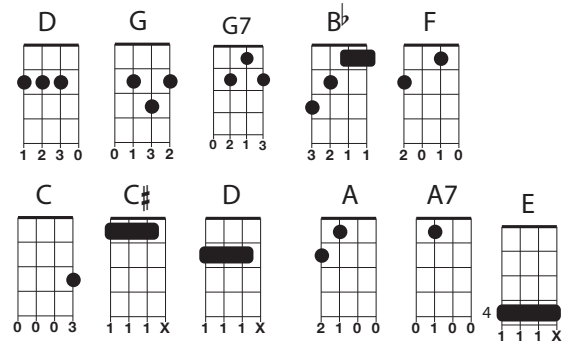
[N.C.] Jeremiah was a bullfrog! | C C# D - |

[N.C.] Was a good friend of mine - | C C# |

I [D] never under-[D7]stood a single [G] word he [Bb] said,

But I [D] helped him [A7] drink his [D] wine, [D]

And he [G7] always has some [A7] mighty fine [D] wine.



Chorus:

Singin' - [D] Joy to the world!

[A7] All the boys and [D] girls now,

[D] Joy to the [D7] fishes in the

[G] deep blue [Bb] sea,

and [D] Joy to [A7] you and me. [D]

| C C# D - |

Verse 2:

[N.C.] If I were the king of the world! | C C# D - |

[N.C.] Tell you what I'd do - | C C# |

I'd [D] throw away the [D7] cars

and the [G] bars and the [Bb] wars,

and [D] make sweet [A7] love to [D] you.

Chorus: X2

Bridge:

[E] Joy [D] to the [A] world!

[E] All the [D] boys and [A] girls!

[E] Joy [D] to the [A] world!

[E] Joy [D] to you and [A] me!

Chorus:

Solo:

| D | D | A7 | D | ↓
| D D7 | G Bb | D A7 | D

| C C# D - |

Verse 3:

N.C. You know I love the ladies! | C C# D - |

N.C. I love to have my fun! | C C# |

I'm a [D] high life [D7] flyer and a

[G] rainbow [Bb] rider,

a [D] straight shootin' [A7] son-of-a-[D]gun. *(Allright!)*

I said a [G7] straight shootin' [A7] son-of-a-[D]gun.

Chorus:

Outro:

[D] Joy to the world!

[A7] All the boys and [D] girls now,

[D] Joy to the [D7] fishes in the

[G] deep blue [Bb] sea,

and [D] Joy to [A7] you and me. [D]

[D] Joy to the world!

[A7] All the boys and [D] girls now,

[D] Joy to the [D7] fishes in the

[G] deep blue [Bb] sea,

and [D] Joy to [A7] you and me. [D]

(Fade out)

KILLING ME SOFTLY

Roberta Flack/ The Fugees

G
Key

TIKI NATION
SECRET UKE CLUB TUNEBOOK

For Educational Purposes only. Not for Resale.

Chorus:

[Em] Strumming my pain with his [Am] fingers,
[D] Singing my life with his [G] words.
[Em] Killing me softly with [A] his song,
Killing me [D] softly with [C] his song,
Telling my [G] whole life with [C] his words,
Killing me [F] softly with his [E] song. [E]

Verse 1:

[Am] I heard he [D] sang a good song,
[G] I heard he [C] had a style.
[Am] And so I [D] came to see him,
To [Em] listen for a [Em] while.
[Am] And there he [D] was this young boy,
A [G] stranger [B7] to my eyes...

Chorus:

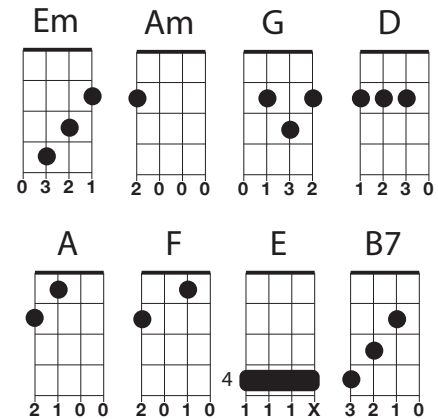
Verse 2:

[Am] I felt all [D] flushed with fever,
[G] Embarrassed [C] by the crowd.
[Am] I felt he [D] found my letters,
And [Em] read each one out [Em] loud.
[Am] I prayed that [D] he would finish,
[G] But he just [B7] kept right on...

Chorus

[Verse 3]

[Am] He sang as [D] if he knew me,
[G] In all my [C] dark despair.
[Am] And then he [D] looked right through me,
As [Em] if I wasn't [Em] there.
[Am] And he just [D] kept on singing,
[G] ...singing [B7] clear and strong...



Chorus:

Bridge:

[Em] Oh, oh- [Am] oh, oh-oh,
[D] oh oh-o, [G] oh.
[Em] La -la La La , [A] la la-la,
Oh [D] Ooh-oh, oh, [C] oh-oh,
Naw [G] ah-ha ha [C] [F] [E] Ahhh... [E]

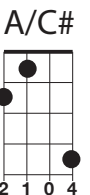
Chorus:

[Em STOP!]

Outro:

He was [Em] strumming my pain,
[C]... Yeah, he was [D] sing-ing my [G] life.

[Em] Killing me softly with [A/C#] his song
Killing me [D] softly with [C] his song,



Telling my [G] whole life with [C] his words,
Killing me [F] softly with his [E] song... [E]

KING OF THE ROAD

Roger Miller

A

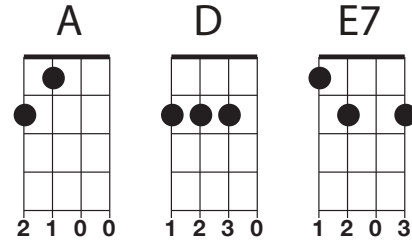
Bb

Key

TIKI NATION
SECRET UKE CLUB TUNEBOOK

For Educational Purposes only. Not for Resale.

[A] Trailers for [D] sale or rent,
[E7] Rooms to let [A] fifty cents,
No phone, no [D] pool, no pets,
[E7] Ain't got no cigarettes, ah but...

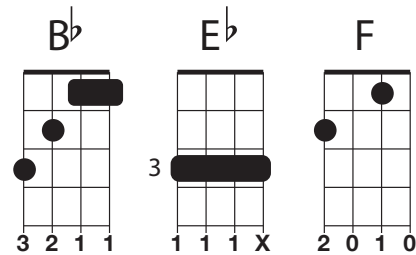


[A] Two hours of [D] pushing broom buys an',
[E7] Eight by twelve [A] four bit room,
I'm a Man of [D] means by no means
[E7] King of the [A] road.

[A] Third boxcar [D] midnight train,
[E7] Destination [A] Bangor, Maine,
Old worn out [D] suit and shoes,
I [E7] don't pay no union dues, I smoke,
[A] Old stogies [D] I have found,
[E7] Short, but not [A] too big around,
I'm a [A] Man of [D] means by no means,
[E7] King of the [A] road .

[Key change to Bb]

I know [Bb] every engineer on [Eb] every train,
[F] All of their children [Bb] all of their names,
And every handout in [Eb] every town,
[F] Every lock that ain't locked when no one's,
around, I sing.



[Bb] Trailers for [Eb] sale or rent,
[F] Rooms to let [Bb] fifty cents,
No phone, no [Eb] pool, no pets,
[F] Ain't got no cigarettes, ah but.

[Bb] Two hours of [Eb] pushing broom buys an,
[F] Eight by twelve [Bb] four bit room,
I'm a [Bb] Man of [Eb] means by no means,
[F] ↓ King of the road

KNOCKIN' ON HEAVENS DOOR

Bob Dylan

G
Key

TIKI NATION
SECRET UKE CLUB TUNEBOOK

For Educational Purposes only. Not for Resale.

Intro: ||: **G D | Am | G D | C** :||

Verse 1:

[**G**] Mama take this [**D**] Badge of of [**Am**] me [**Am**]
[**G**] I can't [**D**] use it any-[**C**]more [**C**]
[**G**] It's getting [**D**] dark, to dark to [**Am**] see [**Am**]
[**G**] Feels like I'm [**D**] knocking' on heaven's [**C**] door [**C**]

CHORUS:

[**G**] Knock knock [**D**] knocking' on heaven's [**Am**] door [**Am**]
[**G**] Knock knock [**D**] knocking' on heaven's [**C**] door [**C**]
[**G**] Knock knock [**D**] knocking' on heaven's [**Am**] door [**Am**]
[**G**] Knock knock [**D**] knocking' on heaven's [**C**] door [**C**]

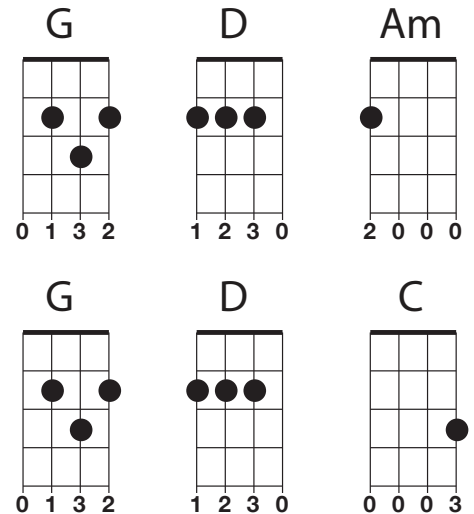
VERSE 2:

[**G**] Mama put my [**D**] guns in the [**Am**] ground [**Am**]
[**G**] I can't [**D**] shoot them any-[**C**]more [**C**]
[**G**] That long black [**D**] cloud is coming' [**Am**] down [**Am**]
[**G**] I feel I'm [**D**] knocking' on heaven's [**C**] door [**C**]

Chorus:

[**G**] Knock knock [**D**] knocking' on heaven's [**Am**] door [**Am**]
[**G**] Knock knock [**D**] knocking' on heaven's [**C**] door [**C**]
[**G**] Knock knock [**D**] knocking' on heaven's [**Am**] door [**Am**]
[**G**] Knock knock [**D**] knocking' on heaven's [**C**] door [**C**]

FADE



LA BAMBA TWIST & SHOUT MASH UP

C
Key



For Educational Purposes only. Not for Resale.

Los Lobos and The Beatles

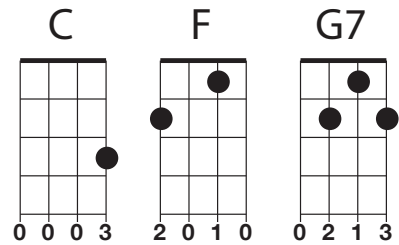
Intro: | C F | G7 | - | C F | G7 | STOP!

Well shake it up **[C]** baby now, **[F]** (*Shake it up* **[G7]** baby)

Twist and **[C]** shout. **[F]** (*Twist and* **[G7]** shout)

Come on, come on, come on come on, **[C]** baby now, **[F]**
(*come on* **[G7]** baby)

Come on and work it on **[C]** out. **[F]** (*work it on* **[G7]** out, ooh!)



Well work it on **[C]** out, **[F]** (*work it on* **[G7]** out)

You know you look so **[C]** good. **[F]** (*look so* **[G7]** good)

You know you got me **[C]** goin' now, **[F]** (*Got me* **[G7]** goin')

Just like I knew you **[C]** would. **[F]** (*Like I knew you* **[G7]** would!)

You know you twist it little **[C]** girl,

[F] (*twist little girl*)

You know you test so **[C]** fine.

[F] (*twist so* **[G7]** fine)

Come on and twist a little **[C]** closer now,

[F] (*twist a little* **[G7]** closer)

And let me know that you're **[C]** mine.

(*Let me* **[F]** know your **[G7]** mine, ooh!)

Para bailar La **[C]** Bamba, **[F]** **[G7]**

Para bailar La **[C]** Bamba se **[F]** nece-**[G7]**sita,

Una poca de **[C]** gracia. **[F]** **[G7]**

Una poca de **[C]** gracia para **[F]** mi, para **[G7]** ti **[G7]**

Y, arriba ar-**[C]**iba

Ay, arriba ar-**[C]**riba, por **[F]** ti se-**[G7]** ré.

por ti se-**[C]** ré, por **[F]** ti se - **[G7]** ré. **[Stop]**

Yo no soy Mari-**[C]**nero **[F]** **[G7]**

Yo no soy Mari-**[C]** Nero, soy **[F]** Capi-**[G7]**tan.

Soy Capi-**[C]** tan, soy **[F]** Capi-**[G7]**tan.

Bridge:

[C] Bam-**[F]**ba **[G7]** Bamba

[C] Bam-**[F]**ba **[G7]** Bamba

[C] Bam-**[F]**ba **[G7]** Bamba

Bam-**[C]**ba **[F]** **[G7]** **[STOP]**

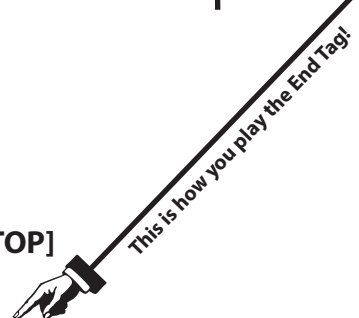
[G] Ahh **[G/B]** ahh **[G7]** ahh **[G]** aah

Bridge:

[C] Bam-**[F]**ba **[G7]** Bamba

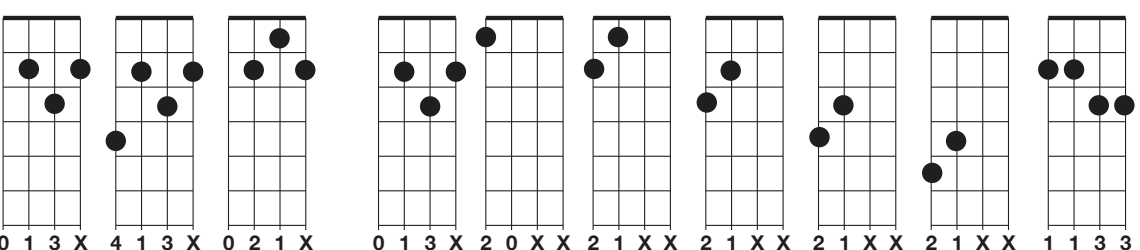
[C] Bam-**[F]**ba **[G7]** Bamba

[C] Bam-**[F]**ba **[G7]** Bamba Bam-**[C]**ba **[F]** **[G7]** **[STOP]**



[G] Ahh **[G/B]** ahh **[G7]** ahh **[G]** aah

G G/B G7 1 2 3 4 5 6 D7sus4



Eight quick strums per chord

One quick strum per chord

Let Ring

La Vie En Rose

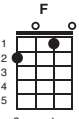
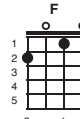
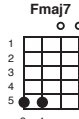
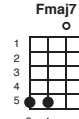

Edith Piaf

Key of F


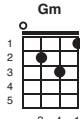
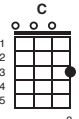
QUICKSTART
LESSONS.COM

Arranged By KEV

Verse 1:

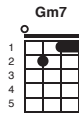
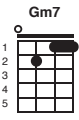
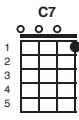
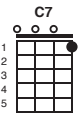
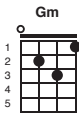
 /
  /
  /
  /
 

Hold me close and hold me fast The magic spell you cast

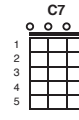
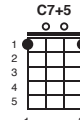
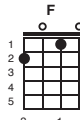
 /
  /
  /

This is La Vie En Ros - e

Verse 2:

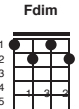
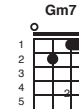
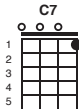
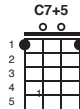
 /
  /
  /
  /
  /

When you kiss me heaven sighs, And though I close my eyes

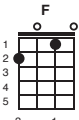
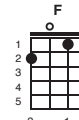
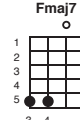
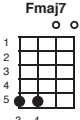
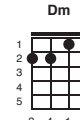
 /
  /
  /

I see La Vie En Ros - e

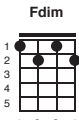
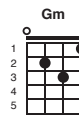
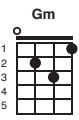
Turn Around:

 /
  /
  /
 

Verse 3:

 /
  /
  /
  /
  /

When you press me to your heart, I'm in a world a-part

 /
  /
  /

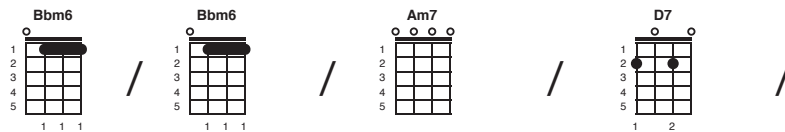
A world where ros - es bloom

Go To Page 2 >

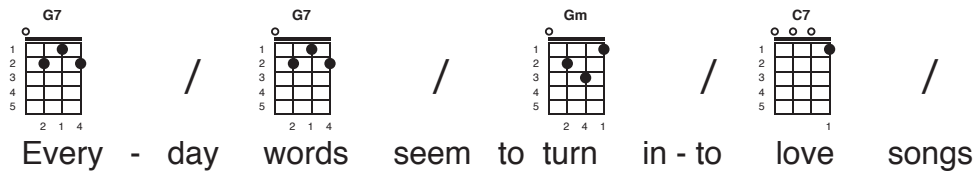
La Vie En Rose

Edith Piaf

Bridge:

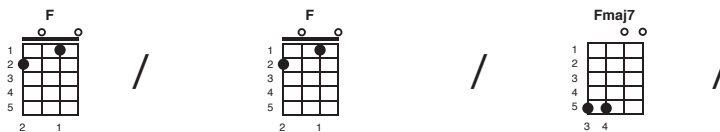


And when you speak...angels sing from a - bove,

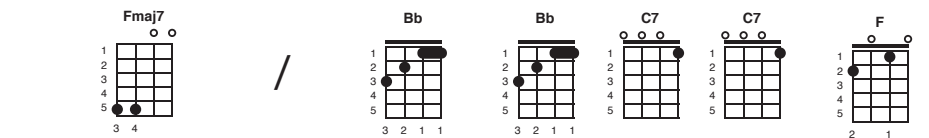


Every - day words seem to turn in - to love songs

Outro:



Give your heart and soul to me,



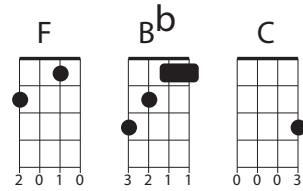
And life will al-ways be, La Vie En Ros-e

LATE IN THE EVENING

Paul Simon

Sneaky Tiki Ukulele Meetup
& Social Club. San Diego CA

Intro: (Aaaaaaa) (Aaaaah)
 | F | F | F | F | Bb | Bb | F | F |
 (Aaaaaaa) (Aaaaah) (Ooooo) (Ooooo)
 | Bb | Bb | F | F | C | C | F | F |



Verse 1

The [Bb] first thing I re-member
 I was lying in my bed,
 I couldn't of been no more
 Than one or [F] two .

I re-[Bb]member there's a radio,
 Coming from the room next door,
 And my mother laughed,
 The way some ladies [F] do

When it's [C] late in the evening,
 And the music's seeping [F] through.

Verse 2

The [Bb] next thing I remember,
 I am walking down the street,
 I'm feeling all right,
 I'm with my boys,
 I'm with my [F] troops, yeah.

And [Bb] down along the avenue,
 Some guys were shooting pool,
 And I heard the sound,
 Of a cappella [F] groups, yeah.

Singing [C] late in the evening,
 And all the girls out on the [F]stoops, yeah,

Verse 3

Then I [Bb]learned to play some lead guitar,
 I was underage in this funky bar,
 And I stepped outside to smoke,
 Myself a [F] "Jay".

Verse 3 Continued...

And [Bb] when I came back to the room,
 Everybody just seemed to move,
 And I turned my amp up loud and
 I began to [F] play.
 And it was [C] late in the evening,
 And I blew that room a-[F]way.

Kazoo Horn Section Solo

(Aaaaaaa) (Aaaaah) (Aaaaaaa) (Aaaaah) (Aaaa) (Aaaaah)
 | Bb | Bb | F | F | Bb | Bb | F | F | C | C | F | F |

Verse 4

The [Bb] first thing I remember,
 When you came into my life,
 I said I'm gonna get that girl,
 No matter what I [F] do.

Well I [Bb] guess I'd been in love before,
 And once or twice I been on the floor,
 But I never loved no one,
 The way that [F] I loved you.

And it was [C] late in the evening,
 And all the music seeping [F]through.

Outro:

Drum Break: [Start Kazoo Horn Section]"

.....
 | 1 | 2 | 3 | 4 | 5 | 6 | 7 | 8 |

[Start Strumming]

(Aaaaaaa) (Aaaaah) (Aaaaaaa) (Aaaaah) (Aaaa) (Aaaaah)
 | Bb | Bb | F | F | Bb | Bb | F | F | C | C | F | F |

Arr. for GCEA Ukulele By KEV: Last Revision July 1, 2025.

For Educational Purposes only. Not for Resale.

LEAN ON ME

Bill Withers

View Intro TAB >



For Educational Purposes only. Not for Resale.

Intro: | C | F | C | Em G7 |
| C | F | C | G7 C |

Verse 1:

Some-[C]times in our [F] lives
We all have [C] pain
We all have [Em] sor-[G7]ow

[C] But if we are [F] wise
We know that [C] there's always
to-[G/B]mor-[C]row

Verse 2:

Lean on [C] me, when you're not [F] strong
And I'll be your [C] friend
I'll help you [Em] carry [G7] on
[C] For it won't be [F] long
'Til I'm gonna [C] need
Somebody to [G/B] lean [C] on

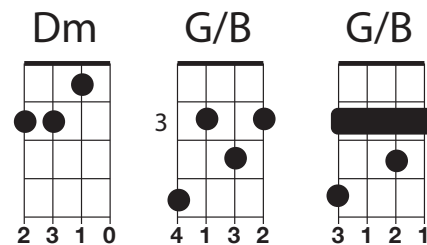
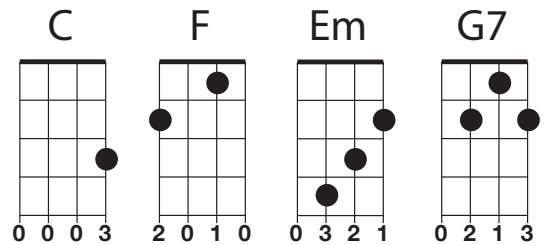
Verse 3:

[C] Please swallow your [F] pride
If I have [C] things
You need to [Em] bor-[G7]row

[C] For no one can [F] fill
Those of your [C] needs
That you [G/B] won't let [C] show

Bridge:

So just [C] call on me brother when
[C] you need a hand
We all [C] need somebody to [G7] lean [C] on
I just [C] might have a problem that [C] you'd
understand
We all [C] need somebody to [G7] lean [C] on



Repeat Verse 2

Repeat Bridge

Verse 4:

If... there is a [F] load
You have to [C] bear
That you can't [Em] Car-[G7]ry

[C] I'm right up the [F] road
I'll share your [C] load
If you [G/B] just call [C] me

Outro:

[Dm] Call [C] me.... (If you need a friend)
[Dm] Call [C] me.... (Call me)
[Dm] Call [C] me.... (If you need a friend)



INTRO SOLO - LEAN ON ME

< Back

C

F

0	X			0	1	5	3		
0	X	0	2		0	5	5	1	0
0	X				2			2	2

C

C

C

G7

0	5	3	0		0	0	X	2	
0	4	4	0	2		0	X	1	X
0			0			0	X	2	X
								0	X

C

F

0	X			0	1	X	1	0
0	X	0	2		0	X	0	2
0	X				2	X	2	

C

G/B

C

0	X			0	2		3	
0	X	0	2		3		0	
0	X				2		0	
					4		0	

LET IT BE

John Lennon/Paul McCartney

Turn Around Trick

F & a C ↓

```

0-----3-3-
1 0-----0-0-
0-----2-0-0-
2-----0-0-0-
    
```



For Educational Purposes only. Not for Resale.

Intro: | C G | Am F | C G | **F & a C** ↓ | C | C

Verse 1:

When I [C] find myself in [G] times of trouble,

[Am] Mother Mary [F] Comes to me,

[C] Speaking words of [G] wisdom, let it **F & a C** ↓ [F] be [C]

And [C] in my hour of [G] darkness,

She is [Am] standing right in [F] from of me,

[C] Speaking words of [G] wisdom, let it **F & a C** ↓ [F] be [C]

Chorus 1:

Let it [Am] be, let it [G] be, let it [F] be, let it [C] be.

[C] Whisper words of [G] wisdom, let it **F & a C** ↓ [F] be. [C]

Verse 2:

And [C] when the broken [G] hearted people

[Am] living in the [F] world agree,

[C] There will be an [G] answer, let it **F & a C** ↓ [F] be. [C]

But [C] though they may be [G] parted,

There is [Am] still a chance that [F] they will see,

[C] There will be an [G] answer, let it **F & a C** ↓ [F] be. [C]

Chorus 2:

Let it [Am] be, let it [G] be, let it [F] be, let it [C] be.

[C] There will be an [G] answer, let it **F & a C** ↓ [F] be. [C]

Chorus 1:

Let it [Am] be, let it [G] be, let it [F] be, Let it [C] be.

[C] Whisper words of [G] wisdom, let it **F & a C** ↓ [F] be. [C]

Instrumental Bridge:

F C G F C

```

8 7 5 3 1 0 2 0 3
3 1 0
9 7 5 4 2 2 0 0
0 2 0
    
```

Pick it. →

Strum it. → **F F C C G F C** X2
1 2 3 4 1 2 3 4

Instrumental Solo Backing Chords:

C G Am F C G F C X2

Repeat Chorus 1:

Let it [Am] be, let it [G] be, let it [F] be, let it [C] be.

[C] Whisper words of [G] wisdom, let it **F & a C** ↓ [F] be. [C]

Verse 3:

And [C] when the night is [G] cloudy,

There is [Am] a light that [F] shines on me,

[C] Shine until [G] tomorrow, let it **F & a C** ↓ [F] be. [C]

I [C] wake up to the [G] sound of music,

[Am] Mother Mary [F] comes to me,

[C] speaking words of [G] wisdom, let it **F & a C** ↓ [F] be. [C]

Repeat Chorus 2 [x2]

Repeat Chorus 1 [x1]

End with Instrumental Bridge.

LET'S STAY TOGETHER

Al Green

F
Key

TIKI NATION
SECRET UKE CLUB TUNEBOOK

For Educational Purposes only. Not for Resale.

Intro: | **Bbmaj7** **Am7** | **Gm7** **Am7** | **Bbmaj7** **Am7** | **Gm7** **C** |

• = Use thumb (p) to strike *string 4*
 ** = Shows you which **Am7 Voicing** to use
 *** = Shows you which **Am7 Voicing** to use
Am7 = The underline on the Am7 means to use **THIS Am7** voicing

Verse 1:

[F] I-eye... I'm so in [Am] love with you...

Whatever you [Bb] want to do...

is all right with [Bbm] me...

'Cuz [**Am7***] you [**Gm7**] make me [F] feel

[**Am7****] so brand [Am] new-oo-[Am]oo

and [**Am7***] I - [**Gm7**] eye-eye want to

[F] spend my [**Am****] life with [Am] you-oo [Am]-oo

(Let me say)

[F] Since , baby, since we been to-[Am]gether

Ooo, Loving you for-[Bb]ever.... is what I [**Bbm**] nee-ee-ed...

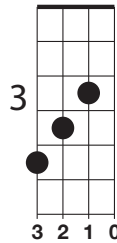
[**Am7***] Let me [**Gm7**] be the [F] one you come

[**Am7****] running [Am] to-oo-[Am]oo...

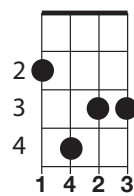
[**Am7***] I'll [**Gm7**] nev-er [F] be [**Am7****] un-[Am] true-oo-[Am]oo

(Woo baby)

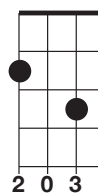
Am7**



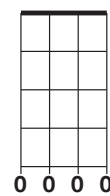
Am7*



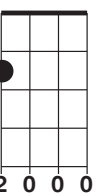
Am7



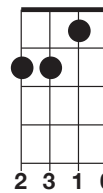
Am7



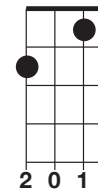
Am



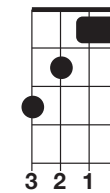
Dm



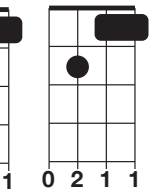
F



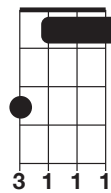
Bb



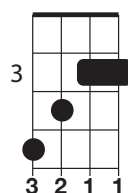
Gm7



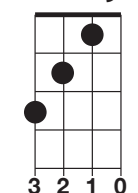
Bbm



C



Bbmaj7



[**Bbmaj7**] Let's... let's stay to-[Am7]gether...

Loving you [**Gm7**] whether... [**Gm7**] whether...

times are [**Bbmaj7**] good or [**Am7**] bad,

[**Dm**] happy or [**Am**] sad.

Break: | **Bbmaj7** | **Bbmaj7 Bb** | **Am/E** | **Am/E*** | **Ab** | **Ab**
 1 2 3 4 1 2 3 4 1 2 3 4 1 2 3 4 1 2 3 4 5 6 --

Whether times are [**Bbmaj7**] good or [**Am7**] bad,

[**Dm**] happy or [**Am**] sad.

[F] Why-y-y somebody, why do people [Am] breakup?

Oh - turn around an [**Bb**] make up;

I just can't [**Bbm**] s ee-ee-ee,

[**Am7***] You'd [**Gm7**] never [F] do that

[**Am7****] to [Am] me...[Am] *(Would you baby?)*

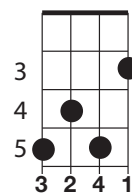
'Cuz [**Am7***] being [**Gm7**] around [F] you is

[**Am7***] all I [Am] see-ee-[Am] ee

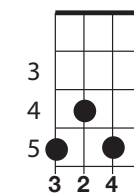
(It's what I want to do)

Break Chords:

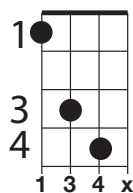
Am/E



Am/E*



Ab



[**Bbmaj7**] Let's... we ought to stay to-[Am7]gether...

Loving you [**Gm7**] whether...[**Gm7**] whether...

times are [**Bbmaj7**] good or [**Am7**] bad,

[**Dm**] happy or [**Am**] sad.

[Fade Out]

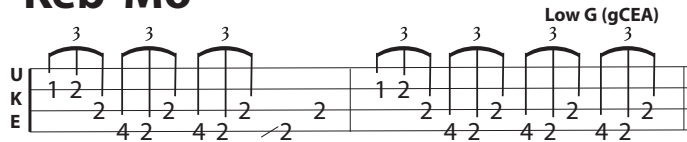
[**Bbmaj7**] Let's... let's stay to-[Am7]gether...

Loving you [**Gm7**] whether... [**Gm7**]

whether...

LIFE IS BEAUTIFUL

Keb' Mo'

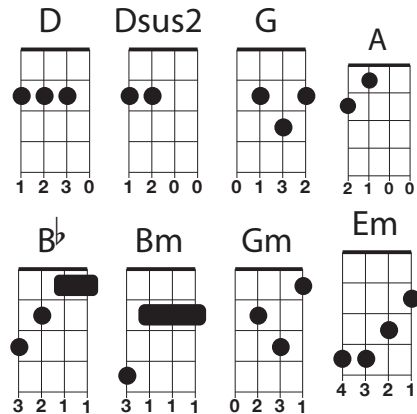


VIEW
TAB

D
Key

TIKI NATION
SECRET UKE CLUB TUNEBOOK

For Educational Purposes only. Not for Resale.



Verse 1:

Let's go **[D]** driftin' through the trees
 Let's go **[D]** sailing on the sea
[Dsus2] Let's go **[G]** dancing -
 on the juke-joint floor
 And leave our **[D]** troubles all behind,
 And have a **[A]** party

Bridge 1:

So **[G]** easily forgotten,
 are the **[Bb]** most important things
 Like the **[D]** melody and the moonlight
 in your **[Bm]** eyes
 And a **[Em/B]** song that lasts forever
[A] Keeps on getting better all the **[D]** time **[A]**

Chorus:

Life is **[D]** beautiful, life is **[Bm]** wonderous
 Every **[A]** star above shining **[G]** just for **[D]** us
 Life is **[D]** beautiful, on a **[Bm]** stormy night
 Somewhere **[A]** in the world the sun is
[Gm] shining **[D]** bright. **[D]**

Verse 2:

I get **[D]** crazy, so afraid
 That I might lose you - one fine day
 And I'll be **[G]** nothing, but a tired old man
 And I don't **[D]** wanna be without you at the **[A]** party

Bridge2:

So easily **[G]** forgotten,
 the **[Bb]** most important thing
 Is that I **[D]** love you - I **[Bm]** do
 And I **[Em/B]** want to spend my
 days and nights
[A] Walking through this crazy world
 with **[D]** you **[A]**

Chorus:

Life is **[D]** beautiful, life is **[Bm]** wonderous
 Every **[A]** star above shining **[G]** just for **[D]** us
 Life is **[D]** beautiful, on a **[Bm]** stormy night
 Somewhere **[A]** in the world the sun is
[Gm] shining **[D]** bright.

Instrumental verse:

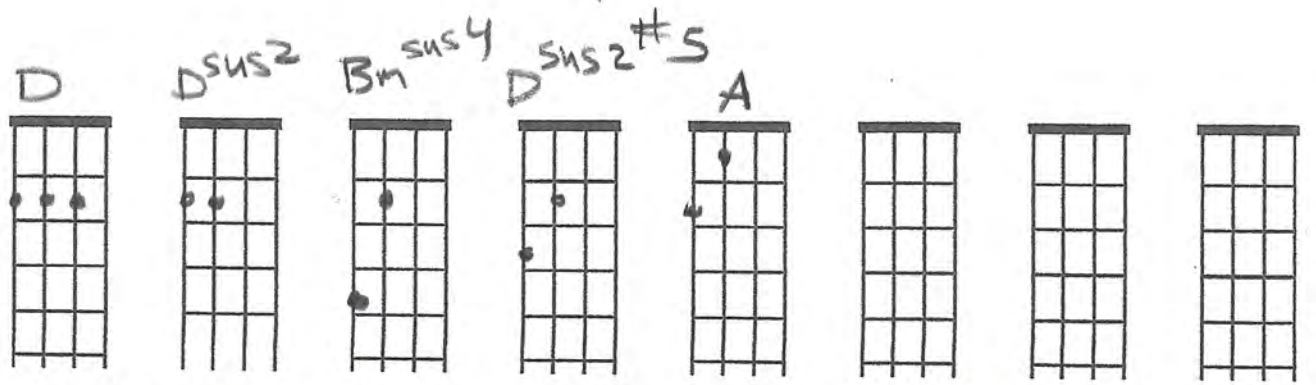
| D | D | D | D | G | G | D | A |

Bridge 2:

So **[G]** easily forgotten,
 the **[Bb]** most important thing
 Is that I **[D]** love you - **[Bm]** I do
 And I **[Em/B]** want to spend my
 days and nights
[A] Walking through this crazy world
 with **[D]** you **[A]**
(That's right baby)

Chorus:

Life is **[D]** beautiful, life is **[Bm]** wonderous
 Every **[A]** star above shining **[G]** just for **[D]** us
 Life is **[D]** beautiful, on a **[Bm]** stormy night
 Somewhere **[A]** in the world the sun is **[Gm]**
 shin-ing shinin' **[D]** bright



LIFE IS BEATIFUL INTRO

Handwritten guitar tablature for the 'LIFE IS BEATIFUL' intro. The piece is in 4/4 time and consists of 16 measures. The first two measures are a simple strumming pattern on the D chord. The third measure introduces the Bm sus4 chord. The fourth measure returns to the D chord. The fifth measure introduces the A chord. The sixth measure returns to the D chord. The seventh measure introduces the DSUS2#5 chord. The eighth measure returns to the D chord. The ninth measure introduces the Bm sus4 chord. The tenth measure returns to the D chord. The eleventh measure introduces the A chord. The twelfth measure returns to the D chord. The thirteenth measure introduces the DSUS2#5 chord. The fourteenth measure returns to the D chord. The fifteenth measure introduces the Bm sus4 chord. The sixteenth measure returns to the D chord.

LET'S GO DRIFTIN'

Handwritten guitar chord progression for 'LET'S GO DRIFTIN':

D | Bm sus4 | A | DSUS2#5 | D

Handwritten guitar tablature for a 'HIGH G' exercise. The exercise is in 4/4 time and consists of 16 measures. The first two measures are a simple strumming pattern on the D chord. The third measure introduces the Bm sus4 chord. The fourth measure returns to the D chord. The fifth measure introduces the A chord. The sixth measure returns to the D chord. The seventh measure introduces the DSUS2#5 chord. The eighth measure returns to the D chord. The ninth measure introduces the Bm sus4 chord. The tenth measure returns to the D chord. The eleventh measure introduces the A chord. The twelfth measure returns to the D chord. The thirteenth measure introduces the DSUS2#5 chord. The fourteenth measure returns to the D chord. The fifteenth measure introduces the Bm sus4 chord. The sixteenth measure returns to the D chord.

LIGHTS

Journey

VIEW INTRO TAB >

D
Key

TIKI NATION
SECRET UKE CLUB TUNEBOOK

For Educational Purposes only. Not for Resale.

Intro: | **D Bm** | **D A** | **Bm C*** | **D** |

Chorus:

When the [**D**] lights go [**Bm**] down in the [**C**] City [**C**]
And the [**D**] sun shines [**Bm**] on the [**C**] bay [**C**]
Do I [**D**] want be [**Bm**] there in my [**C**] city?
[**C**] Oh oh, whoa
[**Bm**] Oh-o [**C***] oh [**D**] Oh-O-oh

Verse:

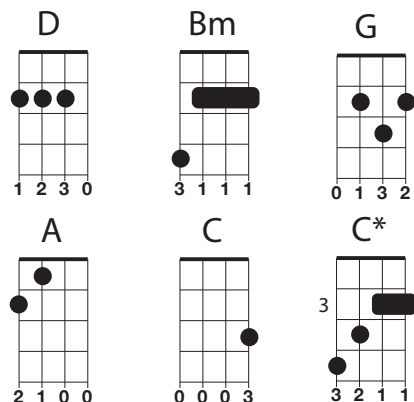
[**D**] So you [**Bm**] think you're [**C**] lonely [**C**]
[**D**] Well, my [**Bm**] friend, I'm [**C**] lonely too [**C**]
[**D**] I want to get [**Bm**] back to my
[**C**] city by the [**C**] bay
[**Bm**] Whoa [**C***] oh [**D**] Oh-O-oh

Bridge:

It's [**Bm**] sad, [**G**] oh, there's been
[**D**] mornings [**D**] out on the road
[**Bm**] without you [**G**] Without your
[**D**] char-ar-ar[**A**]arms [**Bm**] Oh-o-oh
[**G**] Who-o-oh, my, [**D**] my, my, [**D**] my, my,
[**Bm**] Whoa- [**C***]oh [**D**] oh-oh-o

Chorus:

When the [**D**] lights go [**Bm**] down in the [**C**] City [**C**]
And the [**D**] sun shines [**Bm**] on the [**C**] bay [**C**]
Do I [**D**] want be [**Bm**] there in my [**C**] city? [**C**]
oh oh, whoa
[**Bm**] Oh-o [**C***] oh [**D**] Oh-O-oh



Solo:

| **Bm G** | **D** | **Bm G** | **D A** |
| **Bm G** | **D** | **Bm C*** | **D** |

Chorus:

When the [**D**] lights go [**Bm**] down in the [**C**] City [**C**]
And the [**D**] sun shines [**Bm**] on the [**C**] bay [**C**]
Do I [**D**] want be [**Bm**] there in my [**C**] city? [**C**] Oh oh oh,
[**Bm**] whoa-oo [**C***] Oh [**D**] Oh-Oh-o
[**Bm**] whoa-oo [**C***] Oh [**D**] Oh-Oh-o



LIGHTS BY JOURNEY INTRO SOLO

D	Bm	
D	A	
Bm	C	D

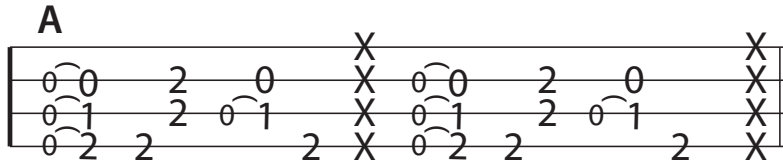
LITTLE RED ROOSTER

KEY of: A

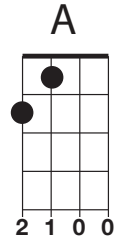
SNEAKY TIKI
SECRET CLUB TUNEBOOK

Traditional Blues

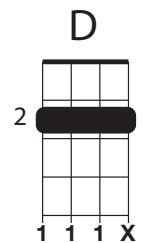
Intro:



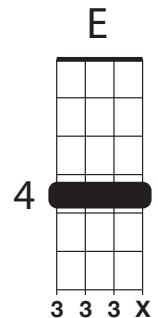
I [D] am the *Little Red Rooster*, to lazy to crow the [A] day
 Yes I [D] am the little red rooster, lazy to [C6] crow the [A] day
 [E] Things around the barnyard [D] upset in every [A] way




Yeah ya' know the [D] dogs begin a barkin'
 And the hounds begin to [A] howling'
 Yeah ya' know the [D] dogs begin a barkin'
 And the [C6] hounds begin to [A] howlin'
 [E] All that sound be my
 [D] little *Little Red Rooster's* on the [A] prowl [A]



Solo :| D | D | A | A | D | D | A | A | E | D C | A | A |



Yeah if you [D] see my *Little Red Rooster*,
 Please drive him [A] home
 Yeah if you [D] see my *Little Red Rooster*
 [C6] Please drive him [A] home
 You know [E] things around the barnyard
 [D] Ain't been the same since he's been [A] gone



Solo :| D | D | A | A | D | D | A | A | E | D C | A | A |

I [D] am the little Red Rooster, to lazy to [C] crow the [A] day
 Yes I [D] am the little red rooster, lazy to [C] crow the [A] day
 [E] Things around the barnyard [D] upset in every [A] way

Locomotion

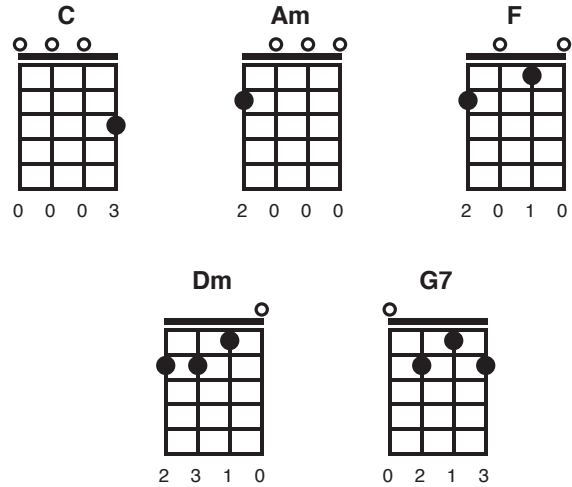
Little Eva

Key of C
Original Capo 3 (Key Eb)



Verse 1

C **Am**
Everybody's doin' a brand-new dance, now
C **Am**
(Come on baby, do the Loco-motion)
C **Am**
I know you'll get to like it if you give it a chance now
C **Am**
(Come on baby, do the Loco-motion)
F **Dm**
My little baby sister can do it with me
F **Dm**
It's easier than learning your A-B-C's
C **G7** **C**
So come on, come on and do the Locomotion with me



Hand Clapping

C **F**
You gotta swing your hips, now Come on, baby.
C **G7**
Jump up! Jump back! Well, I think you've got the knack.
Whoa-a, Whoa

Verse 2

C **Am**
Now that you can do it, let's make a chain, now
C **Am**
(Come on baby, do the Loco-motion)
C **Am**
A chug-a chug-a motion like a railroad train, now.
C **Am**
(Come on baby, do the Loco-motion)
F **Dm**
Do it nice and easy, now, don't lose control,
F **Dm**
A little bit of rhythm and a lot of soul.
C **G7** **C**
So come on, come on and do the Loco-motion with me.

Verse 3

C **Am**
Move around the floor in a Locomotion.
C **Am**
(Come on baby, do the Locomotion)
C **Am**
Do it holding hands if you get the notion.
C **Am**
(Come on baby, do the Locomotion)
F **Dm**
There's never been a dance that's so easy to do.
F **Dm**
It even makes you happy when you're feeling blue,
C **G7** **C**
So come on, come on do the Locomotion with me

Outro:

C
(Come on...)
You gotta swing your hips now...
F **C**
(Come on) That's right, you're doing fine,
F **C**
Come on baby, Mmm Mmm Mmm, Jump up!
F
Jump Back! You're looking' good.
C
Mmm Mmm Mmm, Jump up! Jump Back!
Fade out

Intro: Gm Groove 8X

[Bass comes in on third time . Drums on fourth]

[Gm] Down around the corner, half a mile from here
See them long trains run, and you watch them disappear
Without [Cm] love... where would you be [Gm] now
Without [Eb] Love- [Gm] aah-[D]aah-[Gm]ove!

[Gm] You know I saw Miss Lucy, down along the tracks
Lost her home and her family, and she won't be coming back
Without [Cm] love.... where would you be right [Gm] now
Without [Eb] Laaa- [Gm] aah-[D]aah-[Gm]ove!

Break 1:

Well the [Gm] Ill-in-O-is Central [Gbm] and the [Gm] Southern Central Freight
[Gbm] [Gm] You got to keep on pushing mamma,
[Gbm] [Gm] you know they're running late
Without [Cm] love... where would you be [Gm] now.
Without [Eb] Laaa- [Gm] aah-[D]aah-[Gm]ove!

Harmonica Solo

[Gm] | Gm | Gm | Gm | Cm | Cm | Gm | Gm | Eb | Gm D | Gm | Gm |

Break 2:

Well the [Gm] Ill-in-o-is Central [Gbm] and the [Gm] Southern Central Freight
[Gbm] [Gm] You got to keep on pushing mamma, you know they're running late
Without [Cm] love... where would you be [Gm] now.
Without [Eb] Laaa- [Gm] aah-[D]aah-[Gm]ove!

Break 3: [March Rythm]

When the [Gm] pistons keep on turning,
[Gbm] and the [Gm] wheels go round and round
[Gbm] And the [Gm] steel rails are cold and hard,
[Gbm] and the [Gm] mountains they go down
Without [Cm] love... where would you be right [Gm] now.

Reprise

Without [Eb] Laaa..... [Gm] aah.....[D]aah....ove!
[Cm7] (oooooh) Where would you be now?

Gm (groove 2X and ad lib)

Mmmmm...got to get this baby thing....
We're goin' to move it down - Goin' to move it down
Baby baby baby, baby, I want to move it down,
See the Big train run...It's a train a movin' on,
Got to keep on movin', keep on movin',
Got to keep on movin', keep on movin',

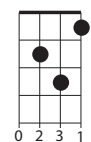
Reprise Outro:

Without [Eb] Laaa..... [Gm] aah.....[D]aah....ove!
[Cm7] (oooooh) Where would you be now? [Gm]

**LONG TRAIN
RUNNING
THE DOOBIE BROS.**


One person
plays Gm

Gm

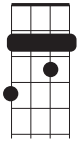


Another plays this
Hammer-on (over Gm)

Dm7

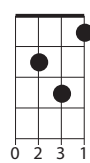


Bb

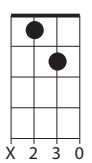


Over Break 1 & 2
Quick Shift Chords

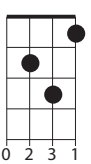
Gm



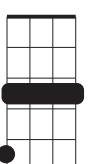
Gbm



Gm



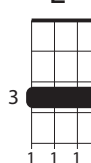
Cm



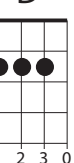
Cm7



Eb



D



LOUIE LOUIE

The Kingsmen

A
Key

TIKI NATION
SECRET UKE CLUB TUNEBOOK

For Educational Purposes only. Not for Resale.

Chorus:

[A] Louie Lou-[D]ie, [Em] Oh [D] No
 [A] Me gotta go [D]
 [Em] Aye-yi-[D] yi-yi, I said,
 [A] Louie Louie, [D] oh [Em] baby,
 [A] Me gotta go. [D] [Em]

[A] Fine Little [D] girl [Em] waits for [D] me,
 [A] Catch a [D] ship [Em] across the [D] sea.
 Sail that [D] ship about, [Em] all [D] alone,
 [A] Never [D] know if I [Em] make it [D] home.

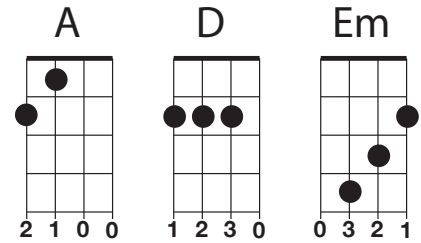
Chorus:

Three [A] nights and [D] days I [Em] sail the [D] sea,
 [A] Think of [D] girl, [Em] constantly [D] ,
 [A] On the [D] ship, I dream she's [D] there,
 I [A] smell the [D] rose [Em] in her [D] hair.

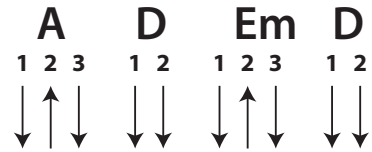
[A] See [D] Jamaica, [Em] the [D] above,
 It [A] won't be [D] long, me [Em] see me [D] love,
 [A] Take her [D] in my [Em] arms [D] again,
 [A] Tell her [D] I'll never [Em] leave [D] again.

Chorus:

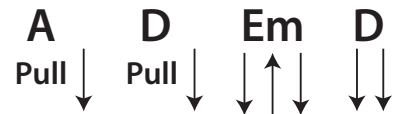
End



Chorus/Intro Strum



Verses



Note: Pull means to grab strings 4, 3 & 2 using Thumb, Middle and Index.

Love Song

Adele

Key of Cm



Intro:
Cm Cm Cm Cm
 // // // //
Cm Eb Abmaj7G7
 II: // // // // :|| X2

Verse 1:

Cm Eb Abmaj7 G7
 When-ever I'm a-lone with you...
Cm Eb Abmaj7 G7
 ... you make me feel like I was home a-gain...
Cm Eb Abmaj7 G7
 When-ever I'm a-lone with you...
Cm Eb Abmaj7 G7
 ... you make me feel like I am whole a-gain...

Instrumental break:
Cm Eb Abmaj7G7
 II: // // // // :|| X2

Verse 2:

Cm Eb Abmaj7 G7
 When-ever I'm a-lone with you...
Cm Eb Abmaj7 G7
 ...you make me feel like I was young a-gain...
Cm Eb Abmaj7 G7
 ...When-ever I'm a-lone with you...
Cm Eb Abmaj7 G7
 you make me feel like I an fun a-gain...

Chorus:
Abmaj7 Fm
 How-ever far a-way,
Cm Bb
 ...I will al-ways love you.
Abmaj7 Fm
 ...How-ever long I stay,
Cm Bb
 ...I will al-ways love you.
Abmaj7 Fm
 ... What ev-er words I say
Cm Bb
 ... I will al-ways love you...

Abmaj7 Baug
 ... I will al-ways love you.

Instrumental break:
Cm Eb Abmaj7G7
 II: // // // // :|| X2

Verse 2:

Cm Eb Abmaj7 G7
 When-ever I'm a-lone with you...
Cm Eb Abmaj7 G7
 ...you make me feel like I was free a-gain...
Cm Eb Abmaj7 G7
 When-ever I'm a-lone with you...
Cm Eb Abmaj7 G7
 you make me feel like I an clean a-gain...

Chorus:
Abmaj7 Fm
 How-ever far a-way,
Cm Bb
 ...I will al-ways love you.
Abmaj7 Fm
 ...How-ever long I stay,
Cm Bb
 ...I will al-ways love you.
Abmaj7 Fm
 ... What ev-er words I say
Cm Bb
 ... I will al-ways love you...
Abmaj7 Baug
 ... I will al-ways love you.

Instrumental break:
Cm Eb Abmaj7G7
 II: // // // // :|| X4

Outro:

Abmaj7 Fm Cm Bb
 How-ever far a-way, ...I will al-ways love you.
Abmaj7 Fm Cm Bb
 ...How-ever long I stay, ...I will al-ways love you.
Abmaj7 Fm
 ... What ev-er words I say
Cm Bb Abmaj7 Baug n.c. Cm Eb
 ... I will al-ways love you... I will al-ways love you.
Abmaj7 G7 Cm Eb Abmaj7G7
 I will al-ways love you... 'cause I love you // // //
Cm Eb Abmaj7G7
 II: // // // // :|| X2 fade

Cm	Eb	Abmaj7	G7	Baug	Fm	Bb
3 1 1 1	2 3 1	1 2 3 4	2 1 3	4 2 3 x	1 2 3	3 2 1 1

MAGGIE MAY – Rod Stewart

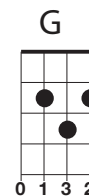
D
Key

TIKI NATION
SECRET UKE CLUB TUNEBOOK

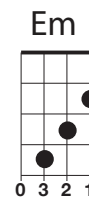
For Educational Purposes only. Not for Resale.

Intro: | D Em | G D | D Em | G D | G G

[A] Wake up Maggie I [G] think I've got something to [D] say to you, [D]
It's [A] late September and I [G] really should be [D] back at school, [D]
I [G] know I keep you a-[D]mused... but I [G] feel I'm being [A] used,
Oh [Em] Maggie I couldn't have [F#m] tried... any [Em] more... [Em]
You [Em] led me away from [A] home... just to [Em] save you from being a-[A]lone,
You [Em] stole my heart and [A] that's what really [D] hurts... [D]



The [A] morning sun when it's [G] in your face really [D] shows your age, [D]
But [A] that don't worry me [G] none in my eyes you're [D] everything, [D]
I [G] laugh at all of your [D] jokes... my [G] love you didn't need to [A] coax,
Oh [Em] Maggie I couldn't have [F#m] tried... any [Em] more, [Em]
You [Em] led me away from [A] home... just to [Em] save you from being a-[A]lone,
You [Em] stole my soul and [A] that's a pain I can do with- [D]out... [D]

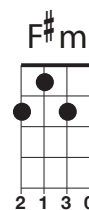
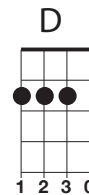


[A] All I needed was a [G] friend to lend a [D] guiding hand, [D]
But you [A] turned into a lover and [G] mother what a lover you [D] wore me out, [D]
[G] All you did was wreck my [D] bed... and in the [G] morning kick me in the [A] head,
Oh [Em] Maggie I couldn't have [F#m] tried... any [Em] more, [Em]
You [Em] led me away from [A] home... 'cause you [Em] didn't want to be a-[A]lone,
You [Em] stole my heart... I couldn't [A] leave you if I [D] tried... [D]



Instrumental: | Em A | D G | Em G | D D |

[A] I suppose I could col-[G]lect my books and get on [D] back to school, [D]
Or [A] steal my daddy's [G] cue and make a living out of [D] playing pool, [D]
Or [G] find myself a rock n roll [D] band... that [G] needs a helping [A] hand,
Oh [Em] Maggie I wish I'd [F#m] never... seen your [Em] face, [Em]
You made a [Em] first class fool out of [A] me... but I'm as [Em] blind as a fool can [A] be,
You [Em] stole my heart... but I [A] love you any-[D]way...[D]



MANDOLIN UKE SOLO x5

Instrumental: | Em A | D G | Em G | D D | Em A | D G | Em G ||: D Em | G D :||

[D] Maggie I [Em] wish I'd [G] never seen your [D] face, | D Em | G D |
[D] I'll get on back [Em] home... [G] one of these... [D] days,
| D Em | G D | (Fade or cha-cha-cha ending)

MANDOLIN UKE SOLO

MANDOLIN UKE SOLO

IX	D	Em	G	D	X5
10 9 11	:10 10 10 12	9 10 12 12 12 10 9	10 10 10 9	10 10 10 12	10 10 : 11

MAKE YOU FEEL MY LOVE

Words & Music by Bob Dylan as performed by Adele

Bb
Key

TIKI NATION
SECRET UKE CLUB TUNEBOOK

For Educational Purposes only. Not for Resale.

Intro: | Bb | F | Ab | Eb | Ebm | Bb | C7 | Bbsus4 | Bb |

Verse 1:

[Bb]... When the rain is blowing [F] in your face,
[Ab] and the whole world is [Eb] on your case,
[Ebm] I could offer you a [Bb] warm embrace,
[C7]... to make you [Bbsus4] feel my [Bb] love.

Verse 2:

[Bb] When the evening shadows and the
[F] stars appear, [Ab] and there is no one
there to [Eb] dry your tears,
... [Ebm] I could hold you for a [Bb] million years
[C7] ... to make you [Bbsus4] feel my [Bb] love.

Chorus 1:

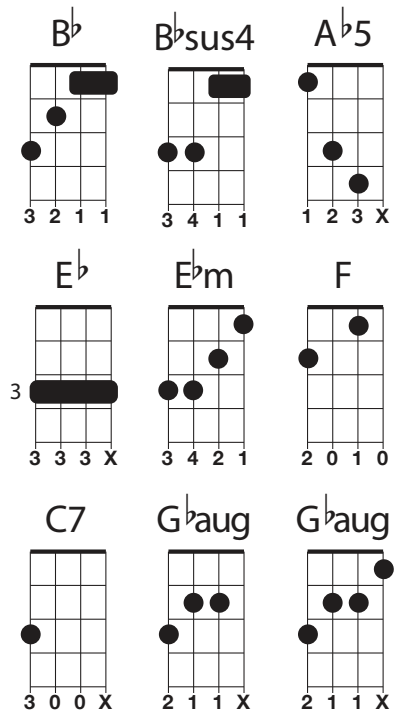
[Eb] I know you haven't made your
[Bb] mind up yet
[Gb+] But I would [Eb] never do you [Bb] wrong.
[Eb] I've known it from the moment
[Bb] that we meant;
[C7] no doubt in my mind where you be-[F]-long.

Verse 3:

[Bb] ...I'd go hungry, I'd go [F] black and blue,
[Ab] ... I'd go crawling down the [Eb] avenue
[Ebm] ...Know there's nothing that I [Bb] wouldn't
do,
[C7] ... to make you [Bbsus4] feel my [Bb] love.

Instrumental Picking:

| Bb | F | Ab | Eb | Ebm | Bb | C7 | Bbsus4 | Bb |



Chorus 2:

[Eb] The storms are raging
on the [Bb] rolling sea
[Gb+] and on the [Eb] highway
of re-[Bb]-gret,
[Eb] ... the winds of change
are blowing [Bb] wild and free;
[C7] you ain't seen nothing like me [F] yet

Verse 4:

[Bb] I could make you happy, make your
[F] dreams come true,
[Ab] Nothing that I [Eb] wouldn't do,
[Ebm] ...Go to the ends of the
[Bb] earth for you
[C7] ...to make you
[Bbsus4] feel my [Bb] love ...

Outro:

[C7] to make you [Bbsus4] feel my [Bb] love.

MAMA DON'T ALLOW

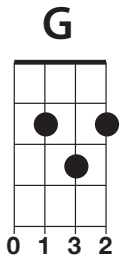
Traditional Skiffle Tune

G
Key

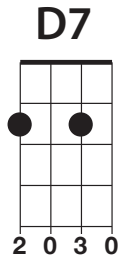
TIKI NATION
SECRET UKE CLUB TUNEBOOK

For Educational Purposes only. Not for Resale.

[G] Mama don't 'lloow no **ukulele playin'** round here, (*Oh, no she don't*)
[G] Mama don't 'lloow no **ukulele playin'** round [D7] here, (*Oh, no she don't*)
[G] I don't care what [G7] Mama don't 'lloow,
[C] Gonna **play my ukulele** [Gdim7] anyhow,
[G] Mama don't 'lloow no [D7] **ukulele playin'** round [G] here.

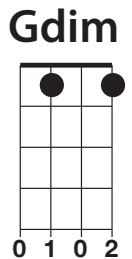


[G] Mama don't 'lloow no **kazoo playin'** round here, (*Oh, no she don't*)
[G] Mama don't 'lloow no **kazoo playin'** round [D7] here, (*Oh, no she don't*)
[G] I don't care what [G7] Mama don't 'lloow,
[C] Gonna **play my kazoo** [Gdim7] anyhow,
[G] Mama don't 'lloow no [D7] **kazoo playin'** round [G] here.

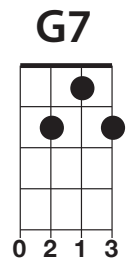


No Chords - acapella singin with HAND CLAPS!

Mama don't 'lloow no **Hand Clappin'** round here, (*Oh, no she don't*)
Mama don't 'lloow no **Hand Clappin'** round here, (*Oh, no she don't*)
I don't care what Mama don't 'lloow,
Gonna **Clap my hands** anyhow,
Mama don't 'lloow no **Hand Clappin'** round here

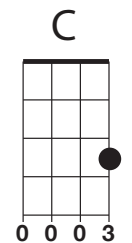


[G] Mama don't 'lloow no **Tiki Dancin'** round here, (*Oh, no she don't*)
[G] Mama don't 'lloow no **Tiki Dancin'** round [D7] here, (*Oh, no she don't*)
[G] I don't care what [G7] Mama don't 'lloow,
[C] Gonna **Tiki Dance** [Gdim7] anyhow,
[G] Mama don't 'lloow no [D7] **Tiki Dancin'** round [G] here.



Instrumental verse, with kazoo

[G] Mama don't 'lloow no **midnight ramblin'** round here, (*Oh, no she don't*)
[G] Mama don't 'lloow no **midnight ramblin'** round [D7] here, (*Oh, no she don't*)
[G] I don't care what [G7] Mama don't 'lloow,
[C] Gonna **go out ramblin'** [Gdim7] anyhow,
[G] Mama don't 'lloow no [D7] **midnight ramblin'** round [G] here.



[G] Mama don't 'lloow no **ukulele playin'** round here, (*Oh, no she don't*)
[G] Mama don't 'lloow no **ukulele playin'** round [D7] here, (*Oh, no she don't*)
[G] I don't care what [G7] Mama don't 'lloow,
[C] Gonna **play my ukulele** [Gdim7] anyhow,
[G] Mama don't 'lloow no [D7] **ukulele playin'** round [G] here.

MAN OF CONSTANT SORROW

Soggy Bottom Boys - Brother Where Art Thou?

F
Key

TIKI NATION
SECRET UKE CLUB TUNEBOOK

For Educational Purposes only. Not for Resale.

Intro Lick

Vocal Intro [refrain]

(In con-stant [C] sorr-row all through his [F] days)

[F] I . . . am a man of constant [Bb] sor-row,
I've seen [C] trouble. . . all my [F] days

[F] I . . . bid fare-well to old Ken-[Bb] tucky,
The place where [C] I . . . was borned and
[F] raised.

(The place where [C] he was borned and [F] raised)

| F | F | Bb | C | F |

[F] For . . . six long ye-ars I've been in [Bb] trouble,
No pleasure [C] here. . . on Earth I've [F] found.

For . . . in this world I'm bound to [Bb] ramble,
I have no [C] friends. . . to help me [F] now,
(He has no [C] fri-ends to help him [F] now)

| F | F | Bb | C | F |

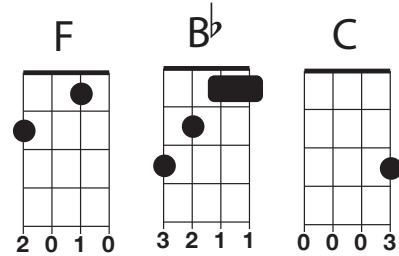
[F] It's . . . fair thee we-ll,
my old true [Bb] lover,
I never ex-[C]pect. . . to see you a-[F]gain.

[F] Oh . . . I'm bound to ri-de that
northern [Bb] railroad,
Perhaps I'll [C] die . . . u-pon this [F] train.

(Per-haps I'll [C] die up-on this [F] train)

| F | F | Bb | C | F |

[F] You . . . can bury me-ee,
in some deep [Bb] valley,
For many [C] years. . . where I may [F] lay.
[F] then you may learn to love an-[Bb]other,
While I am [C] sleeping. . . in my [F] grave.
(While he is [C] slee-ping in his [F] grave)



| F | F | Bb | C | F |

[F] May-be your friends think I'm just a [Bb]
stranger,
My face you'll [C] never. . . will see no [F] more.
[F] But . . . there is one pro-mise that is [Bb] given,
I'll [C] meet you on . . . God's golden [F] shore.
(He'll meet you [C] on God's golden [F] shore)
[F] [C] End.

MARGARITAVILLE

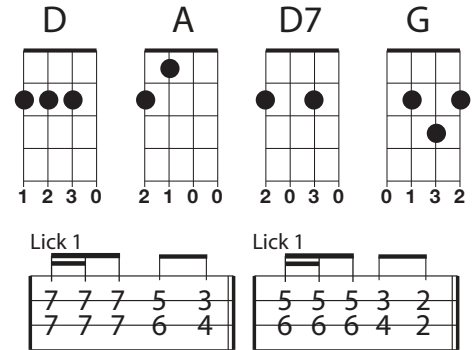
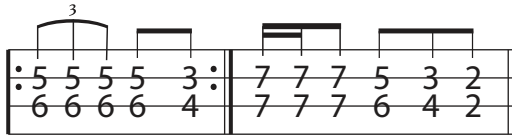
Jimmy Buffett

D
Key

TIKI NATION
SECRET UKE CLUB TUNEBOOK

For Educational Purposes only. Not for Resale.

Intro



Verse 1:

[D] Nibblin' on sponge cake,
 Watching' the sun bake,
 All of those tourists covered with [A] oil,
 Strumming' my four-string,
 On my front porch swing,
 Smell of those shrimp,
 They're beginning' to [D] boil [D7]

Chorus 1:

[G] Wastin'. A-[A]way again
 in Mar-ga-[D]rita-ville, [D7]
 [G] searching for my lost [A] shaker of [D] salt [D7]
 [G] Some people [A] claim there's a
 ↓[D] wo-↓[A]man to ↓[G] blame,
 But I [A] know, | Lick 1 |
 It's nobody's [D] fault | Lick 2 |

Verse 2:

[D] Don't know the reason,
 Stayed here all season.
 Nothin' is sure but this brand new tat-[A] too
 But, it's a real beauty, a Mexican cutie,
 How it got here I haven't a [D] clue. [D7]

Chorus 1:

[G] Wastin' a-[A]way again
 in Mar-ga-[D]rita-ville, [D7]
 [G] searching for my lost [A] shaker of [D] salt [D7]
 [G] Some people [A] claim there's a
 ↓[D] wo-↓[A]man to ↓[G] blame,
 Now I [A] think, | Lick 1 | hell,
 it could be my [D] fault | Lick 2 |

Instrumental break:

| D | D | D | A | G A | DAG- | A | D |

Verse 3:

[D] I blew out my flip-flop,
 Stepped on a pop-top,
 Cut my heel, had to cruise on back [A] home.
 But there's booze in the blender,
 And soon it will render,
 That frozen concoction that
 helps me hang [D] on. [D7]

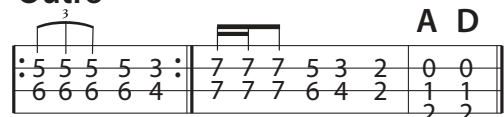
Chorus 1:

[G] Wastin'. A-[A]way again
 in Mar-ga-[D]rita-ville, [D7]
 [G] searching for my [A] lost
 shaker of [D] salt [D7]
 [G] Some people [A] claim there's a
 ↓[D] wo-↓[A]man to ↓[G] blame,
 But I [A] know, | Lick 1 |
 It's nobody's [D] fault | Lick 2 |

Outro:

Yes and [G] some people [A] claim
 There's a ↓[D] wo-↓[A]man to ↓[G] blame,
 And I know [A] | Lick 1 |
 it's my own damn [D] fault.
 | Outro Lick | end.

Outro



ME AND BOBBY MCGEE

Janis Joplin

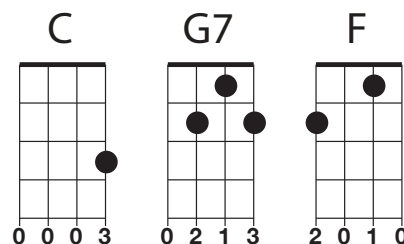


TIKI NATION
SECRET UKE CLUB TUNEBOOK

For Educational Purposes only. Not for Resale.

Verse 1:

[C] Busted flat in Baton Rouge,
Headed for the trains,
Feeling' nearly faded as my [G7]
Bobby thumpers a diesel down,
Just before it rained,
Took us all to New Or-[C]leans,



Verse 2:

I took my harpoon out of my dirty red bandana,
And was blown' sad while
Bobby sung the [F] blues,
With them windshield wipers slapping' time,
And [C] Bobby clapping hands with mine,
We [G7] sang every song that driver knew...

Chorus:

[F] Freedom's just another word for
[C] nothing left to lose,
[G] Nothin' ain't worth nothin'
But it's [C] free,
[F] Feeling good was good enough for me;
Good enough for me and Bobby McGee.

Verse 3:

From the [C] Coal mines of Kentucky,
To the California sun,
Bobby shared the secrets of my [G7] soul,
Standin' right beside me, lord
Through everything I'd done,
Every night she kept from the [C] cold,

Verse 4:

Then somewhere near Selinas Lord,
I let her slip away.
Lookin' for the home I hope she'll [F] find.
But I'd trade all my tomorrows
for a [C] single yesterday.
[G7] Holding' Bobby's body next to mine,

Chorus:

[F] Freedom's just another word for
[C] nothing left to lose,
[G] Nothin' ain't worth nothin'
But it's [C] free,
[F] Feeling good was good enough for me;
Good enough for me and Bobby McGee.

[C] La La La La, la, la...
me and Bobby Mc-[G7]Gee,
[G7] La La La La, la, la...
me and Bobby Mc-[G7]Gee,

ME AND BOBBY MCGEE

Janis Joplin

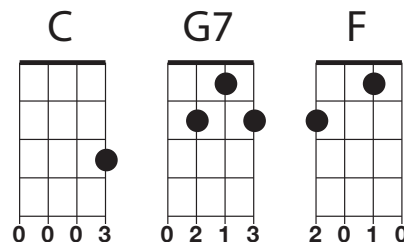
G
Key

TIKI NATION
SECRET UKE CLUB TUNEBOOK

For Educational Purposes only. Not for Resale.

Verse 1:

[G] Busted flat in Baton Rouge,
Headed for the trains,
Feeling' nearly faded as my [D7]
Bobby thumpers a diesel down,
Just before it rained,
Took us all to New Or-[G]leans,



Verse 2:

I took my harpoon out of my dirty red bandana,
And was blown' sad while
Bobby sung the [C] blues,
With them windshield wipers slapping' time,
And [G] Bobby clapping hands with mine,
We [D7] sang every song that driver knew...

Chorus:

[C] Freedom's just another word for
[G] nothing left to lose,
[D7] Nothin' ain't worth nothin'
But it's [G] free,
[C] Feeling good was good enough for me;
Good enough for me and Bobby McGee.

Verse 3:

From the [G] Coal mines of Kentucky,
To the California sun,
Bobby shared the secrets of my [D7] soul,
Standin' right beside me, lord
Through everything I'd done,
Every night she kept from the [G] cold,

Verse 4:

Then somewhere near Selinas Lord,
I let her slip away.
Lookin' for the home I hope she'll [C] find.
But I'd trade all my tomorrows
for a [G] single yesterday.
[D7] Holding' Bobby's body next to mine,

Chorus:

[C] Freedom's just another word for
[G] nothing left to lose,
[D7] Nothin' ain't worth nothin'
But it's [G] free,
[C] Feeling good was good enough for me;
Good enough for me and Bobby McGee.

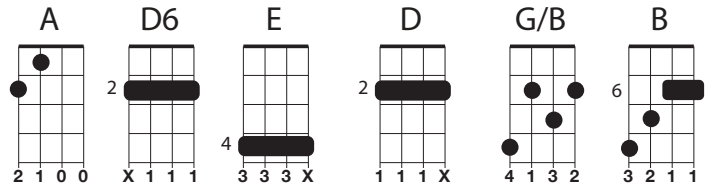
[G] La La La ... La, la, la...
me and Bobby Mc-[D7]Gee,
[D7] La La La ... La, la, la...
me and Bobby Mc-[G]Gee,

Me and Julio Down by the Schoolyard

Paul Simon



Intro:
 | A D6 A E | 4X Uke only
 1 & 2 & 3 & 4 & 4X All in



Mama [A] pajama rolled out'ta bed,
 and she ran to the police [D] station,
 When the [E] Papa found out,
 He began to shout, and he started
 the in-vesti-[A]ga-tion.
 STOP!

Whistling Instrumental break:
 | D | A | D | A B E - | D | A |
 | A G/B D E | A D A E |
 | A G/B D E | A D A E ↓↑↓↑↓↑↓↑ (8 quick strums)

It's against the [E] law,
 It was against the [A] law.
 What the mama [E] saw?
 It was against the [A] law.

Whoa-oh! In a [A] couple of days
 they're gonna take me away,
 But the press let the story [D] leak,
 Now when the [E] radical Preach
 come to get me released,
 We was all on the cover of [A] Newsweek.

Hoo! The [A] mama looked down and
 spit on the ground every time my
 name gets [D] mentioned,
 The [E] papa said, "Oy! if I get that boy
 I'm gonna stick him in the house of
 de-[A]tention".

[Hook]
 And I'm on my [D] way,
 I don't know [A] where I'm goin'.
 I'm on my [D] way,
 I'm taking my [A] time, but I
 [B] don't know [E] where.
 Goodbye to [D] Rosie,
 the queen of Co-[A]ro-na
 Seein', [A] me and [G/B] Julio [D] down by
 the [E] school-[A]yard. [D] [A] [E]

Seein', [A] me and [G/B] Julio [D] down by
 the [E] school-[A]yard. [D] [A] [E]

Seein', [A] me and [G/B] Julio [D] down by
 the [E] school-[A]yard. [D] [A] [E]

[Hook]
 Well I'm on my [D] way,
 I don't know [A] where I'm goin'
 I'm on my [D] way,
 I'm taking my [A] time, but I [B] don't
 know [E] where.
 Goodbye to [D] Rosie,
 the queen of Co-[A]ro-na.

Seein', [A] me and [G/B] Julio [D] down by
 the [E] school-[A]yard. [D] [A] [E]

Seein', [A] me and [G/B] Julio [D] down by
 the [E] school-[A]yard. [D] [A] [E]

Drum Break | X | X | X ||: A D6 A E :||
Jam out.

MEMPHIS TENNESSEE

Johnny Rivers Capo 2 to play with the original recording



For Educational Purposes only. Not for Resale.

Intro:

Rock & Roll Bounce

V1 | Long [A] distance information, get me Memphis Tennessee,
 Help me find the party (that) tried to get in touch with me,
 She [D] could not leave her number, but I know who placed the call,
 [D] 'Cause my uncle took a [A] message and he wrote it on the [D] wall. [D]
Rock & Roll Bounce

V2 | [A] Help me, information, get in touch with my Marie,
 She's the only one who called me here from Memphis Tennessee,
 Her [D] home is on the south side, high upon the ridge,
 [D] Just a half a [A] mile from the Mississippi [D] bridge. [D]
Rock & Roll Bounce

SOLO: * Play the A* for two beats
 | A | A | A | A | D | D | A | A* | D | D |
Rock & Roll Bounce

V3 | [A] Last time I saw Marie, she was wavin' me goodbye,
 With 'hurry home drops' on her cheeks- that trickled from her eyes,
 But [D] we were pulled apart because her mom would not agree,
 [D] Tore apart our [A] happy home in Memphis Ten-nes-[D]see. [D]
Rock & Roll Bounce

V4 | [A] Help me, information, more than that I cannot add,
 Only that I miss her - and all the fun we had,
 [D] Marie is only 6 years old; information please,
 [D] Try to put me [A] through to her in Memphis Ten-nes-[D]see. [D]
Rock & Roll Bounce

Outro:

Mercedes Benz

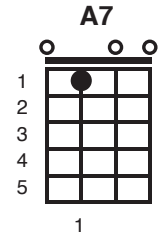
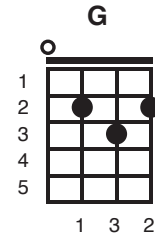
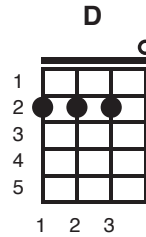
Key of D

Janis Joplin



Verse 1: *Accapella with clapping.*

D **G** **D**
Oh Lord, won't you buy me a Mercedes Benz
D **A7**
My friends all drive Porsches, I must make amends
D **G** **D**
Worked hard all my life time, no help from my friends
D **A7** **D**
So Lord won't you buy me a Mercedes Benz.



Verse 2:

D **G** **D**
Oh Lord, won't you buy me a color TV
D **A7**
No dialing for dollars is trying to find me
D **G**
I'll wait for delivery each day until three
D **A7** **D**
So Lord won't you buy me a color TV.

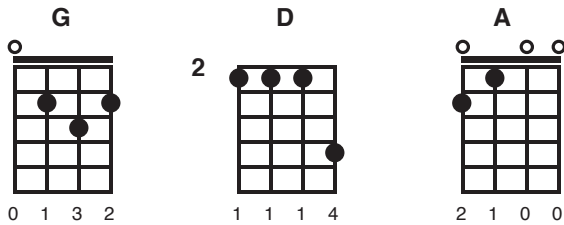
Verse 3:

D **G** **D**
Oh Lord, won't you buy me a night on the town
D **A7**
I'm counting on you Lord please don't let me down
D **G** **D**
Prove that you love me and buy the next round
D **A7** **D**
So Lord won't you buy me a night on the town.

Verse 4:

Everybody !
D **G** **D**
Oh Lord, won't you buy me a Mercedes Benz
D **A7**
My friends all drive Porsches, I must make amends
D **G** **D**
Worked hard all my life time, no help from my friends
D **A7** **D**
So Lord won't you buy me a Mercedes Benz.

THE MIDNIGHT SPECIAL



N.C. Well, you wake up in the **G** mornin'
You hear the work bell ring **D**
And they march you to the **A** table
You see the same old thing **D**

Ain't no food upon the **G** table
And no fork up in the pan **D**
But you'd better not complain, boy **A**
You'll get in trouble with the **D** man

CHORUS:

First Time Through **N.C.**

N.C. **G** **D**
Let the midnight special, Shine the light on me
A **D**
Let the midnight special, Shine the light on me
G **D**
Let the midnight special, Shine the light on me
A **D**
Let the midnight special, Shine the ever-lovin' light on me

N.C. **G**
Yonder come Miss Rosie
D
How in the world did you know
A
By the way she wears her apron
D
And the clothes she wore

N.C. **G**
Umbrella on her shoulder
D
Piece of paper in her hand
A
She come to see the gov'nor
D
She wanna free her man

CHORUS

N.C. **G**
If you're ever in Houston
D
Ooh, you'd better do right
A
You'd better not gamble
D
And you'd better not fight

N.C. **G**
Or the sheriff will grab ya
D
And the boys'll bring you down
A
The next thing you know, boy
D
Ooh, you're prison-bound

CHORUS



MINNIE THE MOOCHER

Blues Brothers Featuring Cab Calloway

Em
Key

TIKI NATION
SECRET UKE CLUB TUNEBOOK

For Educational Purposes only. Not for Resale.

II Em VII II GD7 Em

Pre-Verse Chords||: Em | C7 B7 :|| X2

[Em] Hey folks, **[Em]** here's the story
 'bout Minnie the Moocher
[C7] She was a low-down
[B7] hoochie-**[Em]** koocher
[Em] She was the roughest, toughest frail
[C7] But Minnie had a heart as
[B7] big as a **[Em]** whale

[Em] Hidey-hidey-hidey hi (*hidey-hidey-hidey hi*)
 Hodey-odey-odey oh (*hodey-odey-odey oh*)
 Heedey-heedey-heedey hee (*heedey-heedey-heedey hee*)
 Hidey-hidey-hidey ho (*hidey-hidey-hidey ho*)

[Em] She messed around
 with a bloke named Smokey
[C7] She loved him,
 though **[B7]** he was **[Em]** cokey
[Em] He took her down to Chinatown
 And **[C7]** showed her how to
 kick the **[B7]** gong a-**[Em]** round

[Em] Hidey-hidey-hidey hi (*hidey-hidey-hidey hi*)
 Whoooooooooaaaap! (*Whoooooooooaaaap!*)
 Heedey-heedey-heedey hee (*heedey-heedey-heedey hee*)
 Hidey-hidey-hidey ho (*hidey-hidey-hidey ho*)

[Em] She had a dream about the King of Sweden
[C7] He gave her things
 that **[B7]** she was **[Em]** needin'
 He **[Em]** gave her a home built of gold and steel
 A **[C7]** diamond car with
 the **[B7]** platinum **[Em]** wheels

[Em] Hidey-hidey-hidey-hidey-hidey-hidey hi
 (*Hidey-hidey-hidey-hidey-hidey-hidey hi*)
 Hodey-odey-odey-odey-odey-odey oh
 (*Hodey-odey-odey-odey-odey-odey oh*)
 Scoodlybu, scoodlybu,
 scoodly-woodly-boodly boo
 (*Scoodlybu, scoodlybu,*
scoodly-woodly-boodly boo)
 Ziti-du-du-dudy, scoodly-doodly butut oy
 (*Ziti-du-du-dudy, scoodly-doodly butut oy*)

[Em] He gave her his townhouse
 and his racin' horses
 Each **[C7]** meal she ate was
 a **[B7]** dozen **[Em]** courses
[Em] Had a million dollars
 worth of nickels and dimes
[C7] She sat around and counted them
 all a **[B7]** million **[Em]** times

[Em] Hidey-hidey-hidey hi
 (*hidey-hidey-hidey hi*)
 Hodey-odey-odey oh (*hodey-odey-odey oh*)
 Heedey-heedey-heedey hee
 (*heedey-heedey-heedey hee*)
 Hidey-hidey-hidey ho (*hidey-hidey-hidey ho*)

[G] Poor **[Em]** Min, **[C7]** Poor **[B7]** Min',
[B7]Poor **[Em]** Min'

MR. BOJANGLES

Nitty Gritty Dirt Band



TIKI NATION
SECRET UKE CLUB TUNEBOOK

For Educational Purposes only. Not for Resale.

INTRO: G Gmaj7 Em D 3

2	2	2	3		
3	2	3	0	2	
2	2	4	2	2	2
0	0	0	0	0	0

Verse 1:

I [G] knew a man Bo-[Gmaj7]jangles
and he'd [Em7] dance for you [Gmaj7] [C]
In [C] worn out [D7] shoes [D7]
With [G] silver hair, a [Gmaj7] ragged shirt and
[Em7] baggy pants [Gmaj7]
[C] The [C] old soft [D7] shoe [D7]
[C] He [C] jumped so [Bm] high
[B7] jumped so [Em] high [D] [A7]
And then he [A7] lightly touched [D7] down ///

Verse 2:

I [G] met him in a [Gmaj7] cell in
New Or-[Em7]leans I was [Gmaj7]
[C] [C] Down and [D7] out [D7]
He [G] looked to me to [Gmaj7] be,
the [Em7] eyes of age [Gmaj7]
[C] As the [C] smoke ran [D7] out [D7]
[C] He [C] talked of [Bm] life [B7] talked of
[Em] life [D] [A7]
He [A7] laughed, clicked his heels
and [D7] stepped ///

Verse 3:

He [G] said his name "Bo-[Gmaj7]jangles"
and he [Em7] danced a lick [Gmaj7]
[C] A-[C]cross the [D7] cell [D7]
He [G] grabbed his pants and
[Gmaj7] spread his stance
Oh he [Em7] jumped so high [Gmaj7]
[C] and then he [C] clicked his [D7] heels [D7] [Clap]
[C] He [C] let go a [Bm] laugh
[B7] let go a [Em] laugh [D] [A7]
Shook [A7] back his clothes all a-[D7]round ///

Chorus:

[Em] Mr. Bo-[D]jangles [D] U U D
[Em] Mr. Bo-[D]jangles [D] D U D
[Em] Mr. Bo-[D]jangles [D]
[G] Dance [Gmaj7] [Em7] [Gmaj7]

He [G] danced for those at [Gmaj7] minstrel
shows and [Em7] county fairs [Gmaj7]
[C] Through-[C]out the [D7] south [D7]
He [G] spoke through tears
of [Gmaj7] fifteen years
How his [Em7] dog and him [Gmaj7]
[C] [C] Traveled a-[D7]bout [D7]
[C] The [C] dog up and [Bm] died
[B7] he up and [Em] died [D] [A7]
And after twenty [A7] years
he still [D7] grieves ///

He [G] said "I dance now at [Gmaj7] every
chance in [Em7] honky tonks [Gmaj7]
[C] For [C] drinks and [D7] tips [D7]
But [G] most the time I [Gmaj7] spend behind
these [Em7] county bars [Gmaj7]
[C] 'Cuz I [C] drinks a [D7] bit" [D7]
[C] He [C] shook his [Bm] head, and [B7] as he
shook his [Em] head [D] [A7]
I heard [A7] someone ask [D7] please ///

Chorus:

[Em] Mr. Bo-[D]jangles [D] U U D
[Em] Mr. Bo-[D]jangles [D] D U D
[Em] Mr. Bo-[D]jangles [D]
[G] Dance [Gmaj7] [Em7] [Gmaj7] / [G]

MOCKING BIRD

James Taylor, Carly Simon

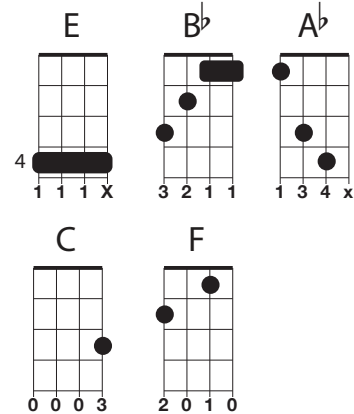
Key of: Eb
(Key Change)
Key of: F

SNEAKY TIKI
UKULELE MEETUP & SOCIAL CLUB
SAN DIEGO, CALIFORNIA

Intro:

[Bb] Mock- (*Yeah-a*) ing (*Yeah-a*) Bird (*Yeah-a*)
Yeah-a (*Yeah-a*) Mock-ing-bird now.

← Sing together



Verse 1:

[Eb] Everybody have you heard?
He's gonna [Bb] buy me a mockingbird,
And if that [Bb] mockingbird won't sing,
He's gonna [Eb] buy me a diamond ring,
And if that [Ab] diamond ring won't shine,
He's gonna [Eb] surely break this heart of mine,
And that's [Bb] why I keep on tellin',
[Ab] ev'rybody, sayin' [Bb] Wo, wo, wo, wo, wo!

Verse 2:

[Eb] Hear me now and understand ,
He's gonna [Bb] find me some peace of mind,
And if that [Bb] peace of mind won't stay,
I'm gonna [Eb] find myself a better way,
And [Ab] if that better way ain't so,
I, I, [Eb] ride with the tide and go with the flow,
And that's [Bb] why I keep on,
[Ab] shoutin' in your ear sayin' ,
[Bb] Yeah-a Yeah-a Wo, wo, wo, wo, wo-o-oh!

Solo:

| Eb | Bb | Bb | Eb | Ab | Eb | Bb Ab | Bb |

Verse 3:

Now [F] Everybody have you heard?
She's gonna [C] buy me a mockingbird,
And [C] if that mockingbird don't sing,
She's gonna [F] buy me a diamond ring,
And if that [Bb] diamond ring won't shine,
Yes it [F] surely break this heart of mine,
That there's a [C] reason why I keep on [Bb]
tellin' ev'rybody, sayin', (*Yeah-a Yeah-a*)
[C] no, no, no, no, no!

Verse 4:

[F] Listen now and understand,
She's gonna [C] find me some peace of mind,
And [C] if that peace of mind won't stay,
I'm gonna [F] get myself
a better way, (*a better way*)
I might [Bb] rise above, I might go below,
[F] ride with the tide, and go with the flow,
And there's a [C] reason why I keep on,
[Bb] Shoutin' in your ears y'all,
[C] Oh No, no, no, no, no, no, now, baby!

Optional Solo Jam out:

||: F | C | C | F | Bb | F | C Bb | C :|| Fade

MOON DANCE

Van Morrison

Am
Key

TIKI NATION
SECRET UKE CLUB TUNEBOOK

For Educational Purposes only. Not for Resale.

Intro: Intro: ||: Am Bm7 | Am7 Bm7 :||

Verse 1:

Well it's a [Am] marvelous [Bm7] night for a [Am] Moondance [Bm7]
With the [Am] stars up a-[Bm7]bove in your [Am] eyes [Bm7]
A fan-[Am]tabulous [Bm7] nights to make [Am] romance,
[Bm7]'neath the [Am] cover or [Bm7] October [Am] skies [Bm7]

All the [Am] leaves on the [Bm7] tree are [Am] falling [Bm7]
to the [Am] sound of the [Bm7] breezes that [Am] blow [Bm7]
And I'm [Am] trying to [Bm7] please to the [Am] calling of [Bm7]
your [Am] heartstrings that [Bm7] play soft and [Am] low [Bm7]

Chorus:

You know the [Dm] night's [Am] magic,
seems to [Dm] whisper and [Am] hush
You know the [Dm] soft [Am] moonlight
seems to [Dm] shine ↓↓↓ in your [E7] blush ↓↓↓
Can I [Am] just [Dm] have one [Am] more
moon-[Dm]dance with [Am] you [Dm] my [Am] love? [Dm]
Can [Am] just [Dm] make some [Am] more
ro-[Dm]mance with [Am] you [Dm] my [Am] ↓love? [E7] ↓

Verse 2:

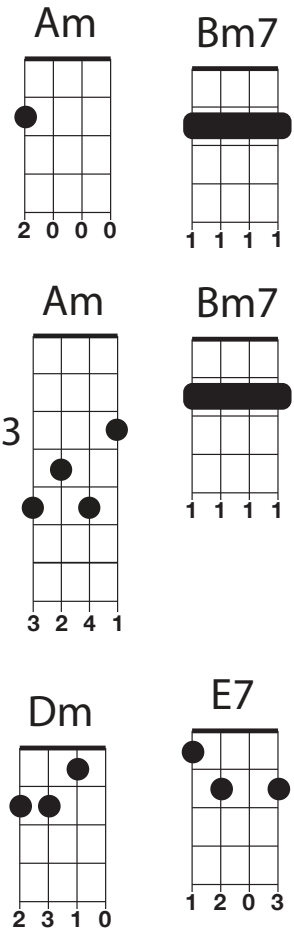
Well I [Am] want to make [Bm7] love to you [Am] tonight,
[Bm7] I can't [Am] wait till the [Bm7] morning has [Am] come [Bm7]
And I [Am] know now that the [Bm7] time is [Am] just right.
[Bm7] and straight [Am] into my [Bm7] arms you will [Am] run [Bm7]

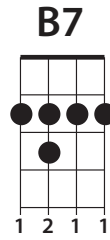
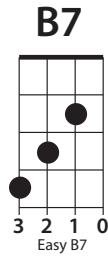
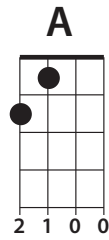
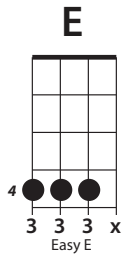
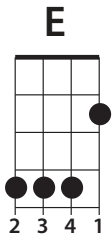
When you [Am] come my [Bm7] heart will be [Am] waiting [Bm7]
to make [Am] sure that you're [Bm7] never a-[Am]lone [Bm7]
There and [Am] then all my [Bm7] dreams will come [Am] true dear,
[Bm7] there and [Am] then I will [Bm7] make you my [Am] own [Bm7]

Chorus 2:

And every [Dm] time I [Am] touch you,
You just [Dm] tremble in-[Am]side
Then I [Dm] know how much you [Am] want me,
that you [Dm] can't ↓↓↓ [E7] hide ↓↓↓
Can [Am] I just [Dm] have one [Am] more moon-[Dm]dance
with [Am] you... [Dm] ...my [Am] love? [Dm]
Can [Am] I just [Dm] make some [Am] more ro-[Dm]mance with [Am]
you... [Dm] ...my [Am] love? [Dm] **Solo over Verse & Chorus Chords**

Solo over Verse & Chorus Chords. Repeat Verse 1 & Chorus, End on Am Bm7 vamp





Move It On Over Hank Williams

[E] Came in last night at half past ten, that baby of mine wouldn't let me in,

[A] So move it on over, (**MOVE IT ON OVER!**)

[E] Move it on over, (**MOVE IT ON OVER!**)

[B7] Move over little dog, cause the [A] big dog's movin' [E] in.

[E] She's changed the lock on my front door, my door key don't fit no more,

[A] So get it on over, (**MOVE IT ON OVER!**)

[E] Scoot it on over, (**MOVE IT ON OVER!**)

[B7] Move over skinny dog cause the [A] fat dog's movin' [E] in.

[E] This dog house here is mighty small, but it's better than no house at all,

[A] So ease it on over, (**MOVE IT ON OVER!**)

[E] Drag it on over, (**MOVE IT ON OVER!**)

[B7] Move over old dog cause a [A] new dog's movin' [E] in.

[E] She told me not to play around, but I done let the deal go down,

[A] So pack it on over, (**MOVE IT ON OVER!**)

[E] Tote it on over, (**MOVE IT ON OVER!**)

[B7] Move over nice dog cause a [A] mad dog's movin' [E] in.

[E] She warned me once, she warned me twice, but I don't take no one's advice,

[A] So scratch it on over, (**MOVE IT ON OVER!**)

[E] Shake it on over, (**MOVE IT ON OVER!**)

[B7] Move over short dog cause the [A] tall dog's movin' [E] in.

[E] She'll crawl back to me on her knees, I'll be busy scratching fleas,

[A] So slide it on over, (**MOVE IT ON OVER!**)

[E] Sneak it on over, (**MOVE IT ON OVER!**)

[B7] Move over good dog cause a [A] mad dog's movin' [E] in,

[E] Remember pup, before you whine, that side's yours and this side's mine,

[A] So shove it on over, (**MOVE IT ON OVER!**)

[E] Sweep it on over, (**MOVE IT ON OVER!**)

[B7] Move over cold dog cause a [A] hot dog's movin' [E] in. [B7] [E]

MUSTANG SALLY

Wilson Picket



TIKI NATION
SECRET UKE CLUB TUNEBOOK

For Educational Purposes only. Not for Resale.

Intro: | C | C |

Verse 1:

[C] Mustang Sally, (*huh..... huh*)

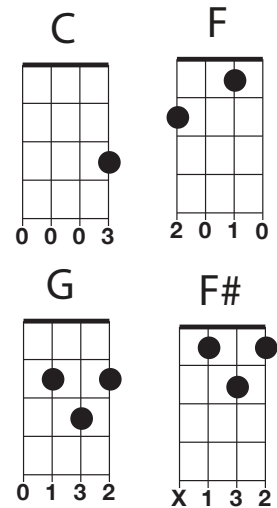
Guess you better slow your Mustang down,
(*Oh, Lord, What I said now...*)

Mustang [F] Sally, now baby, oh, Lord,

Guess you better slow your Mustang [C] down,
(*Huh! Oh, yeah*)

You been [G] running all over the town now. [G] [F#] [F]

Oh, I [C] guess I'll have to put your flat feet on the ground,
(*Huh!*) (*What I said now. Listen.*)



Chorus:

[C] All you want to do is ride around, Sally (**Ride, Sally, ride**),

[C] All you want to do is ride around, Sally (**Ride, Sally, ride**),

[F] All you want to do is ride around, Sally (**Ride, Sally, ride**),
(*Huh!*)

[C] All you want to do is ride around, Sally, (**Ride, Sally, ride**),

[G] One of these early mornings, baby, wow [G] [F#] [F]

You gonna be wiping your weeping [C] eyes, (*Huh!*)
(*What I said now... Look it here.*)

Verse 2:

[C] I bought you a brand new Mustang

A nineteen sixty-five, (*Huh!*)

Now you come around signifying a woman

You don't wanna let me ride,

Mustang [F] Sally now, baby, (*Oh, Lord!*)

Guess you better slow that Mustang [C] down,
(*Huh! Oh, Lord. Look here...*)

You been [G] running all over the town [G] [F#] [F]

Oh! I'll have to put your flat feet on the [C] ground,

(*Huh! What I said now... Let me say it one more time, ya'll!*)

Outro:

[C] All you want to do is ride around, Sally
(**Ride, Sally, ride**),

[C] All you want to do is ride around, Sally
(**Ride, Sally, ride**),

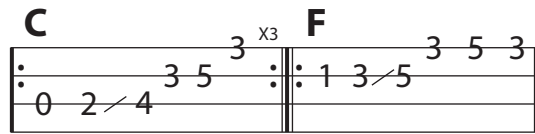
[C] All you want to do is ride around, Sally
(**Ride, Sally, ride**)...

]

MY GIRL

Otis Redding

Intro: | C | C |



C
Key

TIKI NATION
SECRET UKE CLUB TUNEBOOK

For Educational Purposes only. Not for Resale.

Verse 1:

I've got [C] sunshine, [F] on a cloudy [C] day, [F]
 And it's [C] cold outside, [F] I've got the month of [C] May, [F]
 Oh [C] I [Dm] guess [F] you'd [G] say,
 [C] What can [Dm] make [F] me feel this [G] way?
 [C] It's my girl... talking' bout [Dm] my girl. [G] [G]

I've got [C] so much [F] lovin', all the [C] bees envy [F] me,
 I've got a [C] sweeter song [F] than the birds in the [C] trees, [F]
 [C] I [Dm] guess [F] you'd [G] say,
 [C] What can [Dm] make [F] feel this [G] way?
 [C] It's my girl... talking 'bout [Dm] my girl. [G] [G]

Vocal Break: Ooh,

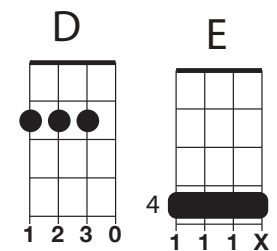
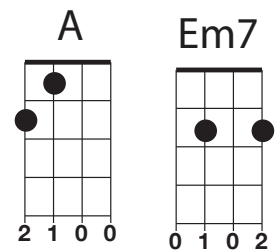
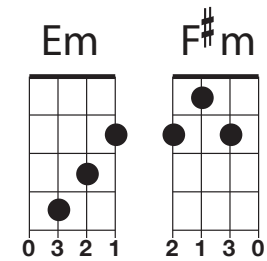
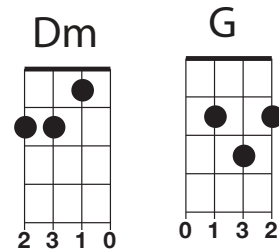
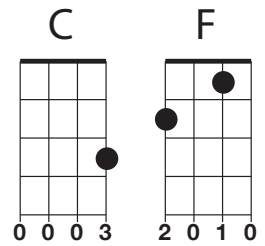
Bridge:

[C] [C]
 [C] [F] Hey hey [C] hey,
 [F] hey, hey [Dm] hey!
 [G] ooh [Em] [A] yeah.

I don't [D] need no money [G] all I need is [D] my fame, [G]
 I've got [D] all the riches, [G] baby, one big man can [D] claim, [G]
 Oh! [D] I [Em7] guess, [G] You'd [A] say,
 Ooo [D] What [Em7] can make me [G] feel this [A] way?
 [D] My girl, talkin' 'bout [Em] my girl, [A] [G] [F#m] [E]

↓ ↓ ↓ ↓ ↓ ↓ ↓
Bass Run

I've got [D] sunshine, on a cloudy day,
 With my [Em] Girl I've [A] ↓ ↓ even [G] ↓ ↓ got the, [F#m] ↓ ↓ Month of [E] ↓ May,
 With [D] My my my my girl - [Em] talking' talking' 'bout...
 [A] [A] [G][G] [F#m] [E] [D]



NO WOMAN NO CRY

Bob Marley & the Wailers Page 1 of 2



TIKI NATION
SECRET UKE CLUB TUNEBOOK

For Educational Purposes only. Not for Resale.

To play with recording Capo 1 and tune to recording.

Intro:

Option - On the G* chords you can add the Bass Run

Chorus 1:

[C] No [G] woman no cry [Am] [F]
 [C] No [F] wo-[C6]man [G] no cry [C] [G*]
 [C] No [G] woman no cry [Am] [F]
 [C] No [F] wo-[C6]man [G] no cry [C] [G*] hey! hey!

Verse 1:

[C] Said I re-[G]member
 [Am] when we used to [F] sit
 [C] In the government's [G] yard,
 in [Am] Trenchtown [F]
 [C] Oba, oba [G] serving the
 [Am] hy-po-[F]crites as they would
 [C] Mingle with the [G] good people
 [Am] we meet [F]
 [C] Good friends we [G] have
 Oh, [Am] good friends we've [F] lost
 [C] A-[G]long the [Am] way [F]
 [C] In this great [G] future,
 you [Am] can't forget your [F] past
 [C] So dry your [G] tears, I [Am] say [F] and..

Chorus:

[C] No [G] woman no cry [Am] [F]
 [C] No [F] wo-[C6]man [G] no cry [C] [G*]
 [C] Here, little [G] darling,
 [Am] don't shed no [F] tears,
 [C] No [F] wo-[C6]man [G] no cry [C] [G*] hey! hey!

Verse 2:

[C] Said I re-[G]member
 [Am] when we use to [F] sit
 [C] In the government's [G] yard in
 [Am] Trenchtown [F]
 [C] And then Geor-[G]gie would
 [Am] make the fire [F] light, as it was
 [C] Log wood [G] burnin' through the
 [Am] night [F]
 [C] Then we would [G] cook
 [Am] cornmeal porridge, [F]
 [C] Of which I'll [G] share with [Am] you [F]
 [C] My [G] feet is my [Am] only [F] carriage
 [C] So I've [G] got to push on [Am] through,
 But, [F] while I'm gone I mean a...

Everybody Sings:

[C] Everything 's gonna [G] be alright
 [Am] Everything's gonna [F] be alright

 [C] Everything 's gonna [G] be alright
 [Am] Everything's gonna [F] be alright

 [C] Everything 's gonna [G] be alright
 [Am] Everything's gonna [F] be alright

 [C] Everything 's gonna [G] be alright
 [Am] Everything's gonna [F] be alright

Go to page 2

Arr. for GCEA Ukulele by KEV 23-0817-1 (page 1 of 2)
For Educational Purposes only. Not for Resale.

NO WOMAN NO CRY

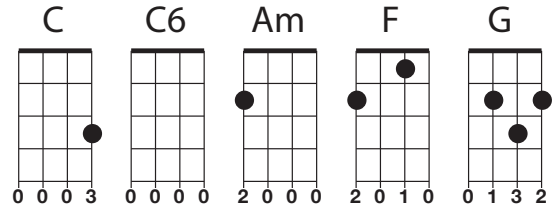
Bob Marley & the Wailers



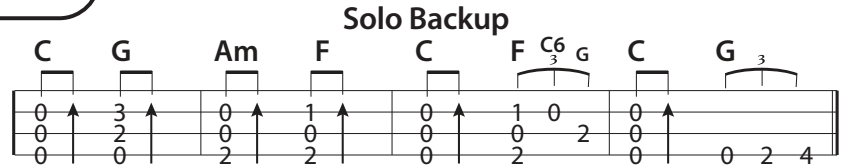
For Educational Purposes only. Not for Resale.

Page 2 of 2

[C] So woman no cry [G] [Am] [F]
 [C] No no woman, [F] no woman no [C] cry [G*]
 [C] Oh, my little [G] sister,
 [Am] Don't shed no [F] tears,
 [C] No [F] wo-[C6]man [G] no cry [C] [G*]




Solo: Use the TAB for the solo backup
 ||: C G | Am F | C | F C6 G C | G* :|| X4



NOTE: In the TAB the arrow pointing upwards means to strum Down from the 4th to the 2nd string.

Verse 2: Repeat

[C] I re-[G]member [Am] when we use to [F] sit
 [C] In the government's [G] yard in [Am] Trenchtown [F]
 [C] And then Geor-[G]gie would [Am] make the fire [F]
 light, as it was
 [C] Log wood [G] burnin' through the [Am] night [F]
 [C] Then we would [G] cook [Am] cornmeal porridge, [F]
 [C] Of which I'll [G] share with [Am] you [F]
 [C] My [G] feet is my [Am] only [F] carriage
 [C] So I've [G] got to push on [Am] through,
 But, [F] while I'm gone...



[C] No [G] woman no cry [Am] [F]
 [C] No [F] wo-[C6]man [G] no cry [C] [G*]
 [C] Oh my little [G] darlin' [Am] don't shed no tears [F]
 [C] No [F] woman no cry [C] [G*]

Outro:
 [C] No [G] woman no cry [Am] [F]
 [C] No [F] wo-[C6]man [G] no cry [C] [G*]
 [C] No [G] woman no cry [Am] [F]
 [C] No [F] wo-[C6]man [G] no cry [C]

NOBODY LOVES YOU WHEN YOU'RE DOWN AND OUT

Eric Clapton

| C E7 | A7 | Dm A7 | Dm | F Cdim7 | C Cmaj7 C7 A7 | D7 | G7 |

Verse 1:

[C] Once I lived the [E7] life of a [A7] millionaire,
[Dm] Spending all my [A7] money didn't [Dm] have any cares,
[F] Too all my [Cdim7] friends out for a
[C] migh[Cmaj7]-ty [C7] good [A7] time,
We [D7] bought bootleg liquor, [G7] champagne and wine.

Verse 2:

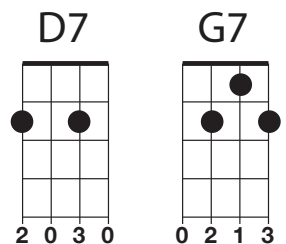
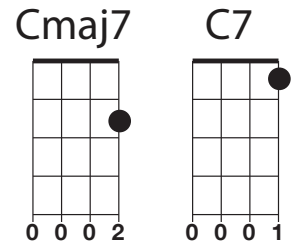
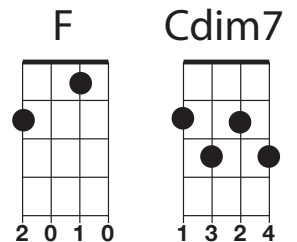
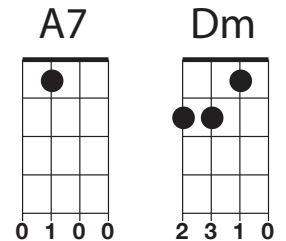
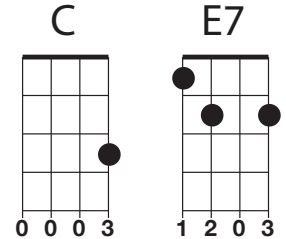
[C] Then I be-[E7]gan to [A7] fall so low,
[Dm] Lost all my [A7] good friends had [Dm] no where to go,
[F] If I get my [Cdim7] hand on a [C] dol-[Cmaj7]lar [C7] a-[A7]gain,
I'll [D7] hang on to it till that old [G7] eagle grins.

Chorus:

Because [C] no-[E7]body [A7] loves you -
[Dm] When you're [A7] down and [Dm] out
[F] In you [Cdim7] pocket...
[C] not [Cmaj7] one [C7] pen-[A7]ny
And [D7] as for friends, you [G7] don't have many.

Verse 3 Outro:

[C] When you get [E7] back on your [A7] feet again,
[Dm] everybody [A7] wants to be your [Dm] long lost friend,
[F] I said it [Cdim7] straight with-[C]out [Cmaj7] an-[C7]y [A7] doubt,
[D7] Nobody knows you, [D7] (*Nobody knows you*)
[F] Nobody knows you, [F] (*Nobody knows you*)
[D7] Nobody knows you, [G7] when your down and [C] out. *End*



OLD TIME ROCK & ROLL

F
Key

TIKI NATION
SECRET UKE CLUB TUNEBOOK

For Educational Purposes only. Not for Resale.

Bob Seger The Original Recording is in F#. Capo 1 to play along.

Intro: ||: FFFF | F Eb D C :||x2

Verse 1:

Just take those old records [F] off the shelf,
I'll sit and listen to 'em [Bb] by myself,
Today's music ain't got the [C] same soul,
I like that old time [F] rock and roll.

Verse 2:

Don't try to take me to a [F] disco,
You'll never even get me [Bb] out on the floor,
In 10 minutes I'll be [C] late for the door,
I like that old time [F] rock and roll. [C]

Chorus:

Still like that old time [F] rock and roll,
That kind of music just [Bb] soothes the soul,
I reminisce about the [C] days of old,
with that old time [F] rock and roll. [C]

Solo:

| F | F | Bb | Bb | C | C | F | C |

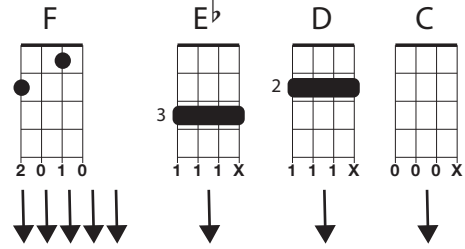
Verse 3:

Won't go to hear 'em play a [F] tango,
I'd rather hear some blues or [Bb] funky old soul,
There's only one sure way to [C] get me to go,
Start playing old time [F] rock and roll.

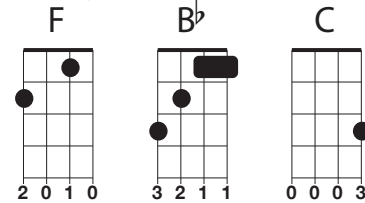
Verse 4:

Call me a relic, call me [F] what you will,
Say I'm old-fashioned, say I'm [Bb] over the hill,
Today's music ain't got the [C] same soul,
I like that old time [F] rock and roll. [C]

The Intro Chords



The Song Chords



Chorus:

Still like that old time [F] rock and roll,
That kind of music just [Bb] soothes the soul,
I reminisce about the [C] days of old,
with that old time [F] rock and roll. [C]

Solo:

| F | F | Bb | Bb | C | C | F | C |

Chorus 1: Play Chorus

Chorus 2 BREAK: Clap. Drums, Bass & Vocals Only!

Chorus 3: Play Chorus

Outro:

[F] Still Like that old time Rock and Roll...
| Bb | C | F | (fade out)

ON THE ROAD AGAIN

Willie Nelson

E
Key

TIKI NATION
SECRET UKE CLUB TUNEBOOK

For Educational Purposes only. Not for Resale.

Intro: | E | E |

Chorus:

On the [E] road again,
just can't wait to get on the [Ab] road again, [Ab7]*
The life I love is makin' [F#m] music with my friends
And [A] I can't wait to get [B] on the road a-[E]gain

Verse 1:

On the [E] road again,
goin' places that I've [Ab] never been, [Ab7]*
Seein' things that I may [F#m] never see again,
And [A] I can't wait to get [B] on the road a [E] gain.

Bridge:

On the [A] road again,
like a band of gypsies,
we go down the [E] highway,
We're the [A] best of friends,
Insisting that the world be turnin'
[E] our way, and [B7] our way,

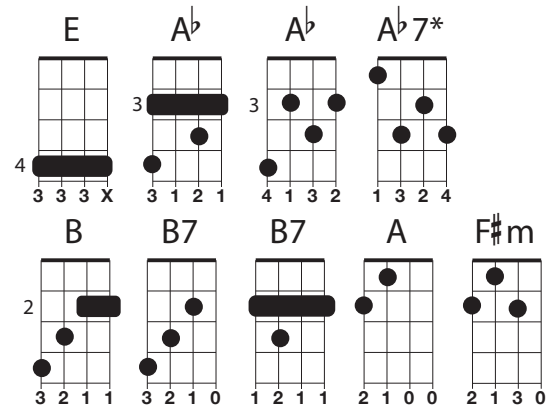
Chorus:

On the [E] road again,
just can't wait to get on the [Ab] road again, [Ab7]*
The life I love is makin' [F#m] music with my friends
And [A] I can't wait to get [B] on the road a-[E]gain

Solo: ||: E | E | Ab | Ab7 | F#m | A B | E: || X2

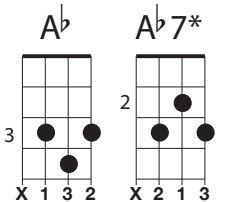
Bridge:

On the [A] road again,
like a band of gypsies we go down the [E] highway
We're the [A] best of friends,
Insisting that the world be turnin' [E] our way,
And [B7] our way,



* The Ab7 Chord is optional for Beginners.

You can use these
Cheater Chords.
Don't play string-4



Chorus:

On the [E] road again,
just can't wait to get on the
[Ab] road again [Ab7]*
The life I love is makin'
[F#m] music with my friends
And [A] I can't wait to get
[B7] on the road a-[E]gain,

Outro:

And [A] I can't wait to get
[B7] on the road a-[E]gain

And [A] I can't wait to get
[B7] on the road a-[E]gain [E]

One Love

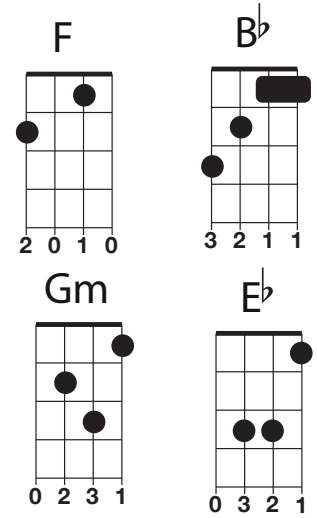
Bob Marley and the Wailers



Intro: | Bb | Bb | F | F | Eb | Bb | F | Bb |

Chorus 1:

| Bb | Bb | F | F | Eb | Bb | F | Bb |
 One love one heart Let's get to - gether and feel all right.
 Here the children crying. (One love) Here the Children Cryin' (One heart) Sayin'
 ("Give thanks and praise to the Lord and I will feel all right.")
 (Let's get to - gether and feel all right.) *Whoa, whoa, whoa, whoa.*



Verse 1:

| Bb | Gm | Eb | Bb |
 Let them all pass all their dirty re - marks (One love)
 | Bb | Gm | Eb F | Bb Bb |
 There is one question, I'd really love to ask (One heart)
 | Gm | Eb | Bb | Bb |
 Is there a place for the hope-less sinner
 | Gm | Eb F | Bb Bb |
 Who has hurt all man - kind just to save his own - *believe me*

Basic Strum



Chorus 2:

| Bb | Bb | F | F | Eb | Bb | F | Bb |
 (One love) *What if I don't wanna?* (One heart) *What about love?* (Let's get to - gether and feel all right.)
 | Bb | F | F |
As it was in the beginning (One love) *So shall it be in the end* (One heart) *Alright,*
 | Eb | Bb | F | Bb |
 ("Thanks and praise to the Lord and I will feel all right.")
 | Eb | Bb | F | Bb |
 (Let's a-get to - gether and feel all right.) *One more thing*

Verse 2:

| Bb | Gm | Eb | Bb |
 Let's get to - gether.... to fight This holy arma - geddon (One love)
 | Bb | Gm | Eb F | Bb Bb |
 So when the man comes there will be no no doom (One song)
 | Bb | Gm | Eb | Bb |
 Have pity on those whose chances grow thinner
 | Bb | Gm | Eb F | Bb Bb |
 There ain't no hiding place from the father of cre - ation

Chorus 2:

| Bb | Bb | F | F | Eb | Bb | F | Bb |
 (One love) *What about the woman?* (One heart) *What about love?* (Let's get to - gether and feel all right.)
 | Bb | F | F |
I'm singin' to mankind (One love) *Whoa, whoa, whoa,* (One heart)
 | Eb | Bb | F | Bb |
 ("Give thanks and praise to the Lord and I will feel all right.")
 | Eb | Bb | F | Bb |
 (Let's a-get to - gether and feel all right.) *One more thing >>>> Repeat last 2 lines and fade out.*

Over the Rainbow IZ

Uke tuning GCEA (recorded with low G)



Intro: | C Em | Am F | C G | Am Am7 | F | F |

[C] Ooo oo [Em] Ooo Ooo oo oo [F] Ooo oo oo [C] oooo [F] ooooo [E7] Ooo Oo oo
[Am] Oh who who [F] who who who

[C] Somewhere, [Em] over the rainbow, [F] way up [C] high,
[F] And the [C] dreams that you dreamed of,
[G] Once in a lulla-[Am]by high hi [F]eye eee eye.

Oh, [C] somewhere [Em] over the rainbow,
[F] blue birds [C] fly,
[F] and the [C] dreams that you dreamed of,
[G] Dreams really do come [Am] true Who Who [F] Ooooo

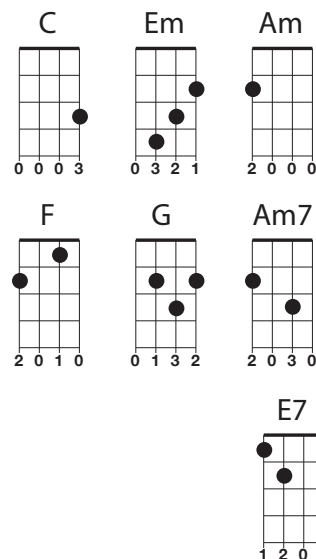
[C] Someday, I'll wish upon a star,
[G] Wake up where the clouds are far be-[Am]hind [F] me eee eee
Where [C] trouble melts like lemon drops,
[G] High above the chimney top,
That's [Am] where you'll [F] find me.

Oh, [C] somewhere, [Em] over the rainbow, [F] bluebirds [C] fly,
[F] And the [C] dreams that you dare to.
Oh [G] why, oh why can't [Am] I eye eye, [F] Eye ee eye?

[C] Someday, I'll wish upon a star,
[G] Wake up where the clouds are far be-[Am]hind [F] me eee ee
Where [C] trouble melts like lemon drops,
[G] High above the chimney top,
That's [Am] where you'll [F] find me.

[C] Somewhere, [Em] over the rainbow, [F]way up [C] high,
[F] And the [C] dreams that you dared to
[G] why oh why can't [Am] Eye hi eye [F] eye high hi

[C] Ooo whoo [Em] Ooo woo who [F] Who [C] Whoo hoo [F] Whoo oo [E7] Ooo Ooo ooh
[Am] Ooo ah, ah, eh ah [F] ah ah ah ah ah ah... (yeahaw!)



Over The Rainbow / Wonderful World



Intro: [C] [Em] [Am] [F] [C] [G] [Am] [Am7] [F] [F]

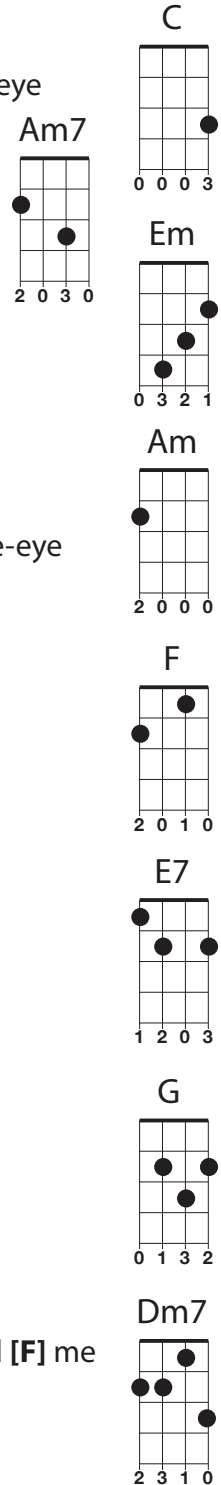
[C] Ooo whoo [Em]Ooo oo oo Ooo oo oo [F]Ooo Ooo who [C]Ooo [F]Whoo
 [E7]Ooo-Who-oo [Am]Oh who hoo [F] ooo whoo hoo-oo

[C] Somewhere [Em] over the rainbow [F] way up [C] high
 [F] And the [C] dreams that you dream of [G] once in a lulla[Am]by-eye-hi [F]eye ee eye

[C] Somewhere [Em] over the rainbow [F] blue birds [C] fly
 [F] And the [C] dreams that you dream of
 [G] Dreams really do come [Am] true-oo-oo[F] Ooo oh Ooo

Some- [C]day I'll wish upon a star
 And [G] wake up where the clouds are far be[Am]hind [F] me-eee-eeee
 Where [C] trouble melts like lemon drops
 [G] High above the chimney tops that's [Am] where you'll [F] find me

[C] Somewhere [Em] over the rainbow [F] blue birds [C] fly
 [F] And the [C] dreams that you dare to [G] why oh why can't [Am] I -hi-eye[F]eye-ee-eye



Well I see [C] trees of [Em] green and [F] red roses [C]too
 [F] I'll watch them [C] bloom for [E7] me and [Am] you
 And I [F] think to myself [G] what a wonderful [Am] world [F]

Well I see [C] skies of [Em] blue and I see [F] clouds of [C] white
 And the [F] brightness of [C] day [E7] I like the [Am] dark
 And I [F] think to myself [G] what a wonderful [C] world [F] [C]

The [G] colours of the rainbow so [C] pretty in the sky
 Are [G] also on the faces of [C] people passing by
 I see [F] friends shaking [C] hands saying [F] how do you [C]do
 [F] They're really [C] saying [Dm7] I - I love [G7] you

I hear [C] babies [Em] cry and I [F] watch them [C] grow
 [F] They'll learn much [C] more than [E7] we'll ever [Am] know
 And I [F] think to myself [G] what a wonderful [Am] world [F]

[C] Someday I'll wish upon a star - [G] wake up where the clouds are far be-[Am]hind [F] me
 Where [C] trouble melts like lemon drops
 [G] High above the chimney tops that's [Am] where you'll [F] find me
 [C] Somewhere [Em] over the rainbow [F] way up [C] high
 [F] And the [C] dream that you dare to [G] why oh why can't [Am] ah-ha-hi [F]ah-ha-hi

[C] Ooo who [Em] Ooo Who-Ooo-oo [F]Ooo Who [C]Ooo [F]Ooh
 [E7]Ooo-oo-oo [Am]Oh ah ah eh ah [F] ah ah ah ah[C]

PAIN IT BLACK

The Rolling Stones



For Educational Purposes only. Not for Resale.

4	2 3 5 3 2 0	0 0 2	1 3 4	2	4 3 1 3
---	-------------	-------	-------	---	---------

[Em] I see a red door and
I [B7] want it painted black,
[Em] No colors anymore
I [B7] want them to turn black,
[Em] I [D] see the [G] girls walk [D] by,
Dressed [Em] in their summer clothes,
[Em] I [D] have to [G] turn my [D] head,
un-[A7]til my darkness [B7] goes.

[Em] I see a line of cars and,
[B7] they're all painted black,
[Em] With flowers and my love both,
[B7] never to come back,
[Em] I [D] see people [G] turn their
[D] heads and [Em] quickly look away,
[Em] Like a [D] newborn [G] baby,
[D] it just [A] happens every [B7] day.

[Em] I look inside myself and
[B7] see my heart is black,
[Em] I see my red door,
I must [B7] have it painted black,
[Em] Maybe [D] then I'll [G] fade a-[D]way,
And [Em] not have to face the facts,
[Em] It's not [D] easy [G] facing [D] up,
When [A7] your whole world is [B7] black.

[Em] No more will my green sea go
[B7] turn a deeper blue,
[Em] I could not foresee this thing
[B7] happening to you,
[Em] If [D] I look [G] hard e-[D]nough in
[Em] to the setting sun,
[Em] My [D] love will [G] laugh with [D] me,
Be-[A7]fore the morning [B7] comes.

Em	B7	D	G	A	A7

[Em] I see a red door and
I [B7] want it painted black,
[Em] No colours anymore,
I [B7] want them to turn black,
[Em] I [D] see the [G] girls walk [D] by
Dressed [Em] in their summer clothes
[Em] I [D] have to [G] turn my
[D] head un-[A7]til my darkness [B7] goes

[Hum the Vocal Melody]

[Em] HmHmHmHmHmHmHm,
[B7] HmHmHmHmhmmm,
[Em] HmHmHmHmHmHmHm,
[B7] HmHmHmHmhmmm,
[Em] HmHmHmHmHmHmHm,
[B7] HmHmHmHmhmmm,

I want to see your face,
Paint it [Em] black,
[B7] Black as night,
Black as coal,
I want to see the [Em] sun,
[B7] Flying high in the sky,
I want to see it [Em] painted,
painted, painted, painted Black,
Yeah.

Main Lick

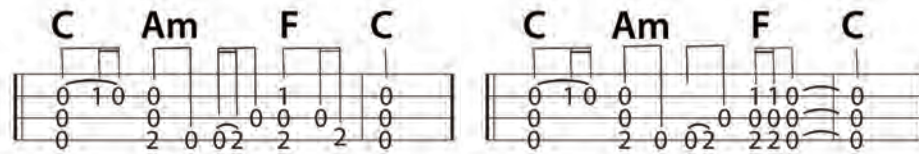
4	2 3 5 3 2 0	0 0 2	0 2 0	3
---	-------------	-------	-------	---

PEOPLE GET READY

CURTIS MAYFIELD

KEY of: C

SNEAKY TIKI
UKULELE MEETUP & SOCIAL CLUB
SAN DIEGO, CALIFORNIA



Intro: ||: C Am | F C :|| X2

Verse 1:

[C] People get [Am] ready,
there's a [F] train a [C] coming,
You [C] don't need no [Am] baggage,
you just [F] get on [C] board,

[C] All you need is [Am] faith,
to hear the [F] diesels [C] humming
[Gsus2] Don't need no [Dm] ticket,
you just [F] thank the [C] lord

Solo Lick: | C Am | F C |

Verse 2:

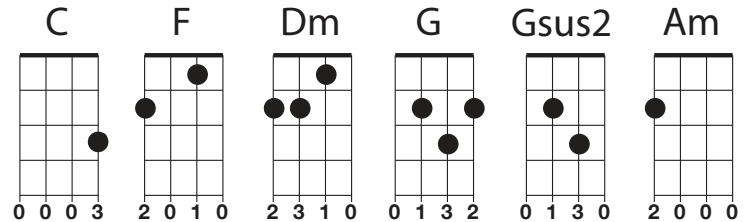
So [C] People get [Am] ready,
for that [F] train to [C] Jordan,
[C] Picking up [Am] passengers,
[F] coast to [C] coast

[C] Faith is the [Am] key,
open the [F] doors and [C] board'em
[Gsus2] There's hope for [Dm] all,
among those [F] loved the [C] most

| C Am | F C |

Verse 3:

There [C] ain't no [Am] room,
for the [F] hopeless [C] sinner,
[C] Who would hurt [Am] all mankind,
just to [F] save his [C] own, *be-lieve me now*



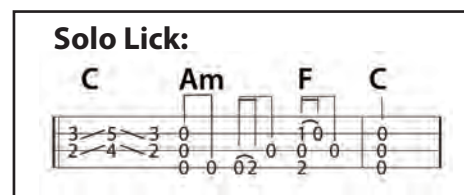
Verse 3 continued:

Have [C] pity on [Am] those,
whose [F] chances grow [C] thinner
Well there's [Gsus2] no hiding [Dm] place,
against the [F] Kingdom's [C] throne

Outro:

So [C] People get [Am] ready,
there's a [F] train a [C] coming,
You [C] don't need no [Am] baggage,
you just [F] get on [C] board

All you [C] need is [Am] faith,
to hear the [F] diesels [C] humming
[Gsus2] Don't need no [Dm] ticket,
you just [F] thank the [C] lord



PERFECT

Ed Sheeran

Original Key Ab - Capo fret 1
to play with original recording.
6/8 time



TIKI NATION
SECRET UKE CLUB TUNEBOOK

For Educational Purposes only. Not for Resale.

Intro: | G | Em | C | D |

Verse 1:

I found a [G] love. ... for [Em] me,
Daring, just [C] dive right in, and follow my [D] lead,
Well, I found a [G] girl - beautiful and [Em] sweet,
I never [C] knew you were the someone ,
waiting for [D] me. [Dsus4] [D]

Pre-Chorus:

[N.C.] 'Cause we were just kids when we [G] fell in love,
Not knowing [Em] what it was,
I will not [C] give you up this [G] ti-[D]me,
Darling just [G] kiss me slow, you heart is [Em] all I own,
And in your [C] eyes you're holding [D] mine. [Dsus4] [D]

Chorus:

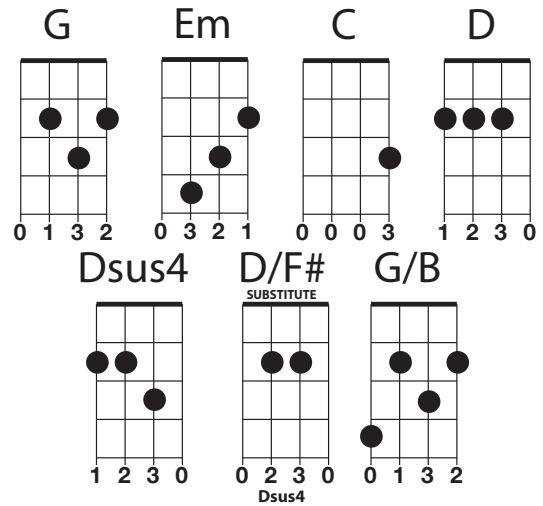
Baby! [Em] I'm [C] dancing in the [G] dark,
with [D] you between my [Em] arms,
[C] Barefoot on the [G] grass,
[D] listening to our [Em] favorite song,
When you [C] said you looked a [G] mess,
I whispered [D] underneath my [Em] breath,
But you [C] heard it, darling [G] you look
[D] perfect to-[G]night | D/F#* Em D | C D |

Verse 2:

Well, I found a [G] woman,
stronger than [Em] anyone I know,
She shares my [C] dreams,
I hope that someday I'll share her [D] h-o- me,
I found a [G] love, to carry [Em] more than just my secrets,
To carry [C] love, to carry children of our [D] own.

Pre-Chorus:

[N.C.] We are still kids, but we're [G] so in love,
fighting [Em] against all odds,
I know we'll [C] be alright this [G] ti-[D]me,
Darling just [G] hold my hand,
be my girl, I'll [Em] be your man,
I see my [C] future in your [D] eyes.



Chorus 2:

Baby! [Em] I'm [C] dancing in the [G] dark,
with [D] you between my [Em] arms,
[C] Barefoot on the [G] grass,
[D] listening to our [Em] favorite song,
When I [C] saw you in that [G] dress,
looking so [D] beautiful,
I [Em] don't de-[C]serve this,
darling [G] you look [D] perfect...

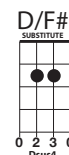
Interlude: | G | G | Em | Em | C | C | D | D |

Chorus 3:

Baby! [Em] I'm [C] dancing in the [G] dark,
with [D] you between my [Em] arms,
[C] Barefoot on the [G] grass,
[D] listening to our [Em] favorite song,
I have [C] faith in what I [G] see,
now I know [D] I have met an [Em] angel,
In [C] person, and [G] she looks [D] perfect

Outro:

I [G/B] don't de-[C]serve this,
[Dsus4] You look [D] perfect to-[G]night.
| D/F#* Em D | C D | G



* NOTE: The D/F# chord is a substitute chord as there are no F# Bass notes.

PINBALL WIZARD / FOLSOM PRISON BLUES MashUp

EASY PEASY VERSION KEY OF C

Intro/Outro Lick

Verse 1:

I hear [C] the train a comin',
it's rolling 'round the bend,
And I ain't seen the sunshine,
since [C7] I don't know when,
I'm [F] stuck in Folsom prison,
and time keeps draggin' [C] on,
But that [G7] train keeps a rollin'
on down to San An-[C]tone.

Verse 2:

Ever [C] since I was a young boy,
I played the silver ball,
From Soho down to Brighton,
I [C7] must have played them all,
But I [F] ain't seen nothin' like him,
In any amusement [C] hall,
That [G7] deaf dumb and blind kid,
sure plays a mean pin-[C] ball.

Bridge:

||: Csus4 C | Csus4 C :|| X4

Csus4 **C**

0 0 1 3 0 0 0 3

Verse 3:

He [C] stands like a statue,
becomes part of the machine,
Feeling' all the bumpers,
[C7] always playin' clean,
He [F] plays by intuition,
I've never seen him [C] fall,
That [G7] deaf dumb and blind kid,
sure plays a mean pin-[C]ball. [C]

Verse 4:

He [C] ain't got no distractions,
don't hear no buzzes and bells,
Don't see no lights a flashin'
He [C7] plays by sense of smell,
He [F] always gets a replay,
as digit counters [C] fall.
That [G7] deaf dumb and blind kid,
sure plays a mean pin-[C]ball

Verse 5:

He's a [C] pinball wizard,
He has to be a twist,
A pinball wizard,
He's got [C7] such a supple wrist
He's a [F] pinball wizard,
His score shoots even [C] more,
The [G7] pin-ball wizard,
the world's new pin-ball [C] lord

C **F** **G7** **C7(no 3)** **C7**

0 0 0 3 2 0 1 0 0 2 1 3 0 0 3 1 0 0 0 1

PLAY THAT FUNKY MUSIC

Wild Cherry - Written by James Brown

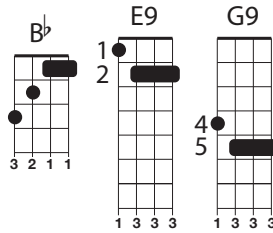
E
Key

TIKI NATION
SECRET UKE CLUB TUNEBOOK

For Educational Purposes only. Not for Resale.

Intro Groove: [E9]

Hey! Feelin me now. Yey Hey



Verse 1:

[E9] Yeah! Once I was a boogie singer,
Playing in a rock & roll band,
I never had no problems,
Burning down the one night stands.
And everything around me, (*yeah*)
Got to stop to feeling so low,
And I decided quickly, (*Yes I did*)
To disco down and check out the show.

Chorus: [E9] percussive reggae groove

Yeah they were,
Dancing, and singing,
And moving to the grooving,
And just when, it hit me,
somebody turned around and shouted.

[G9] Play that funky music white boy,
Play that funky music right,
Play that funky music white boy.

[Bb] Lay down that boogie and play
that funky music till you die,
Till you die. (*Oh yeah*)

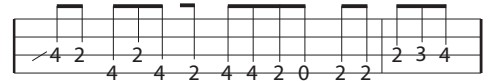
Verse 2:

[E9] I tried to understand this, (*yeah*)
I thought that they were out-ta there minds.
How could I be so foolish,
To not see I was the one behind,
So still I kept on fight'in
(Well) Losing every step of the way,
I said, I must go back there,
(*You got to go back there*)
and check to see if things still the same.

Intro Lick:



Bass & Uke Lick:



Chorus: [E9] percussive reggae groove

Lead solo break: ||: E9 | E9 | E9 | E9 :|| X2

Verse 3:

Now, first it wasn't easy,
Changing rock 'n roll and minds,
Yeah, things were get'n shaky,
I thought I have to leave it behind,
But now it's so much bet-ter,
(*It's so much better*)
I'm funkng out in every way,
But, I'll never lose that feeling,
(*you know I won't*)
Of how I learned my lesson that day.

Outro: [E9] percussive reggae groove

When they were,
Dancing and singing,
And moving to the grooving,
And just when - it hit me somebody turned
around and shouted...

[G9] Play that funky music white boy,
Play that funky music right.

Play that funky music white boy,

[Bb] Lay down the boogie and play that
funky music till you die,
Till you die, (*till you die*) yah
Oh till you die.

PRETTY WOMAN

KEY of: A

TIKI NATION
SECRET UKE CLUB TUNEBOOK

For Educational Purposes only. Not for Resale.

Roy Orbison

Intro: | E | E | E | E | [Lick one X2] [Lick Two X4]

Verse 1:

Pretty [A] woman, walking [F#m] down the street,
Pretty [A] woman, The kind I'd [F#m] like to meet,
Pretty [D] woman.

I don't be-[E]lieve you, you're not the truth,
No one could look as good as you.

(Mercy!)

| E* | E* | E* | E* |
*Lick Two 1X per chord

Verse 2:

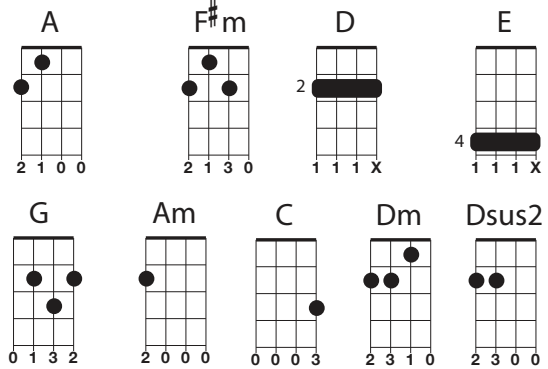
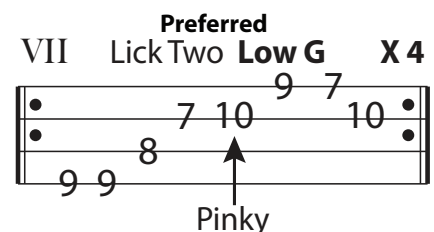
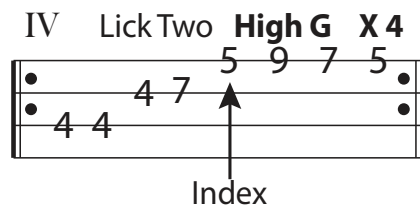
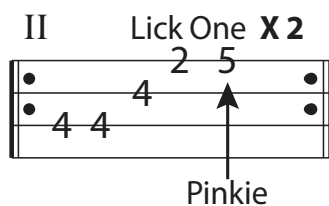
Pretty [A] woman, won't you [F#m] pardon me,
Pretty [A] woman, I couldn't [F#m] help but see,
Pretty [D] woman,
That you look [E] lovely as can be,
Are you lonely just like me?

(RRRRRRR) *Lick Two 1X per chord

| E* | E* | E* | E* |

Chorus:

[Dm] Pretty woman, [G] stop a while,
[C] Pretty woman, [Am] talk a while,
[Dm] Pretty woman, [G] give your smile to [C] me. [C]
[Dm] Pretty woman, [G] yeah yeah yeah,
[C] Pretty woman [Am] look my way .
[Dm] Pretty woman [G] say you'll stay with [C]
me-[A]jee.



Bridge:

'Cuz I [F#m] need you, [Dm]
I'll treat you [E] right.
[A] Come with me [F#m] baby,
[Dm] Be mine to-[E*]nigh-[E*]-eye-[E*] ite...[E*]
*Lick Two 1X per chord

Verse 3:

Pretty [A] woman, don't [F#m] walk on by,
Pretty [A] woman, don't [F#m] make me cry,
Pretty [D] woman don't [E] walk away, hey.

Outro:

[E] OK....[E] If that's the [E] way it must be,
[E] OK. [E] I guess I'll [E] go on home, it's [E]
late,
There'll be [E] tomorrow night, but [E] wait!
[Stop! Start Drum -1 2 3 4]
What do I see? [Drum -1 2 3 4]
[Lick one X2] [Lick Two X10]
[E] Is she walking back to meeeeeeee?
Yeeeeeah, she's walk-in' back to me
Oh.... whoa... pretty [A] wo-man!

PROUD MARY

Creedence Clearwater Revival, Tina Turner



For Educational Purposes only. Not for Resale.

Intro:

↓↑ ↓↑ ↓↑ ↓↑ ↓↑ ↓↑ ↓↑ ↓↑ ↓↑ ↓↑ ↓↑ ↓↑ ↓↑ ↓↑ ↓↑ ↓↑
CC AAA CCC AAA CCC AG FFF D FD

Verse 1:

[D] Left a good job in the city,
Workin' for the man every night and day,
And I never lost one minute of sleepin',
Worryin' 'bout the way things might have been.

Chorus:

[A] Big wheel keep on turnin'
[Bm] Proud Mary keep on [G] burnin'
[D] Rollin', rollin', rollin' on the river.

Verse 2:

[D] Cleaned a lot of plates in Memphis,
Pumped a lot of 'pane down in New Orleans,
But I never saw the good side of the city,
'Til I hitched a ride on a river boat queen.

Chorus:

[A] Big wheel keep on turnin'
[Bm] Proud Mary keep on [G] burnin'
[D] Rollin', rollin', rollin' on the river

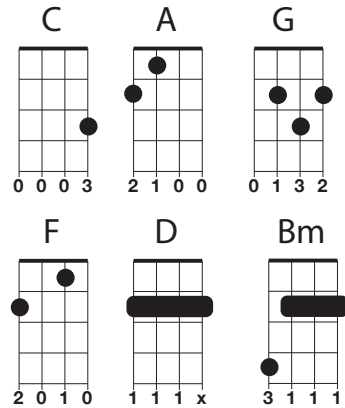
Instrumental break:

↓↑ ↓↑ ↓↑ ↓↑ ↓↑ ↓↑ ↓↑ ↓↑ ↓↑ ↓↑ ↓↑ ↓↑ ↓↑ ↓↑ ↓↑ ↓↑
CC AAA CCC AAA CCC AG FFF D FD

Refrain:

[D] Rollin', rollin', rollin' on the river... x3

↓↑ ↓↑ ↓↑ ↓↑ ↓↑ ↓↑ ↓↑ ↓↑ ↓↑ ↓↑ ↓↑ ↓↑ ↓↑ ↓↑ ↓↑ ↓↑
CC AAA CCC AAA CCC AG FFF D FD



Verse 3:

[D] If you come down to the river,
Bet you gonna find some people who live,
You don't have to worry,
cause you have no money,
People on the river are happy to give.

Chorus:

[A] Big wheel keep on turnin'
[Bm] Proud Mary keep on [G] burnin'
[D] Rollin', rollin', rollin' on the river,
[D] Rollin', rollin', rollin' on the river.

Outro :

[D] Do Doot Doot Dew,
[D] Do Doot Doot Dew,
[D] Do Doot Doot Dew,
[D] Do Doot Doot Dew,

[D] Rollin', rollin', rollin' on the river,
[D] Rollin', rollin', rollin' on the river,
[D] Rollin', rollin', rollin' on the river,

End

↓↑ ↓↑ ↓↑ ↓↑ ↓↑ ↓↑ ↓↑ ↓↑ ↓↑ ↓↑ ↓↑ ↓↑ ↓↑ ↓↑ ↓↑ ↓↑
CC AAA CCC AAA CCC AG FFF D FD!

PURPLE RAIN

Prince

A
Key

TIKI NATION
SECRET UKE CLUB TUNEBOOK

For Educational Purposes only. Not for Resale.

Intro: |: A | F#m | E | D :|

Verse 1:

[A] I never meant to cause you any [F#m] sorrow

[E] I never meant to cause you any [D] pain [Dsus4] [D]

[A] I only wanted, one time, to see you [F#m] laughing

Pre-Chorus:

I [E] only want to see you laughing

In the purple [A] rain [STOP!]

Chorus:

[N.C.] Purple rain, purple [D] rain [Dsus4] [D]

Purple rain, purple [A] rain... [F#m]

Purple rain, purple [E] rain

I [E] only want to see you bathing

In the purple [A] rain [STOP!]

Verse 2:

[N.C.] I never wanted to be your
weekend [A] lover.... [F#m]

[E] I only wanted to be some kind of

[D] friend, hey [Dsus4] [D]

[A] Baby, I could never steal you from an-[F#m]other

Pre-Chorus:

[E] It's such a shame our friendship

had to [D] end [STOP!]

Chorus:

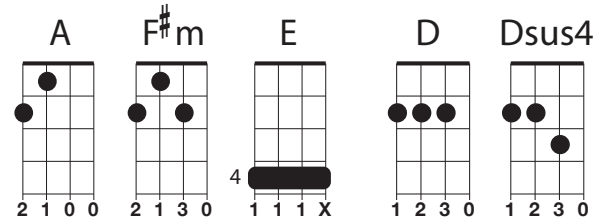
[N.C.] Purple rain, purple [D] rain [Dsus4] [D]

Purple rain, purple [A] rain... [F#m]

Purple rain, purple [E] rain

I [E] only want to see you underneath

the purple [A] rain [STOP!]



Verse 3:

[N.C.] Honey, I know, I know, I know times are

[A] changing [F#m] [E] It's time we all

reach out for something [D] new

That means [Dsus4] you, [D] too

[A] You say you want a leader

[F#m] But you can't seem to make up your mind

[Pre-Chorus]

I think you better [E] close it

And let me guide you to- to the purple [A] rain

[STOP!]

Chorus:

[N.C.] Purple rain, purple [D] rain, yeah [Dsus4] [D]

Purple rain, purple [A] rain, woo! [F#m]

*(If you know what I'm singing about up here
come on, raise your hand)*

Purple rain, purple [E] rain, yeah

I [E] only want to see you,

Only want to see you, in the purple [A] rain

Solo over Chords. |: A | F#m | E | D :|

Vocals repeat: Woo hoo hoo hoo...

End: Play a long dramatic [D] chord, end on [A].

PUT A LITTLE LOVE IN YOUR HEART

Jackie Delshannon

KEY of: D

SNEAKY TIKI
UKULELE MEETUP & SOCIAL CLUB
SAN DIEGO, CALIFORNIA

Intro: | D | D |

Verse 1:

[D] Think of your fellow man,
[D] lend him a helping hand
[G] Put a little love in your [D] heart
[D] You see it's getting late,
[D] oh, please don't hesitate
[G] Put a little love in your [D] heart

And the [D] world, will be a [A] better place,
and the [D] world, will be a [A] better place
For [A] you, and [A] me, you just [A] wait,
and [A7] see

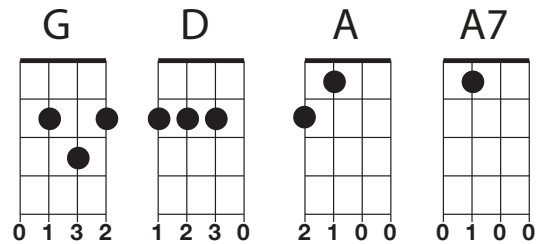
Verse 2:

[D] Another day goes by
[D] and still the children cry
[G] Put a little love in your [D] heart
[D] If you want the world to know,
[D] we won't let hatred grow
[G] Put a little love in your [D] heart

And the [D] world, will be a [A] better place,
and the [D] world, will be a [A] better place
For [A] you, and [A] me, you just [A] wait,
and [A7] see

Verse 3:

[D] Take a good look around
[D] and if you're looking down
[G] Put a little love in your [D] heart
[D] I hope when you decide,
[D] kindness will be your guide
[G] Put a little love in your [D] heart



Outro:

And the [D] world,
will be a [A] better place,
and the [D] world,
will be a [A] better place
For [A] you, and [A] me, you just
[A] wait, and [A7] see

[G] Put a little love in your [D] heart
[G] Put a little love in your [D] heart
[G] Put a little love in your [D] heart
[G] Put a little love in your [D] heart

PUT YOUR LIGHTS ON

Santana Supernatural: featuring Everlast

Am
Key

TIKI NATION
SECRET UKE CLUB TUNEBOOK

For Educational Purposes only. Not for Resale.

Intro: ||: Am | C | G | F E :||

[Am] Hey now, [C] all you sinners

[G] Put your lights on, [F] put your [E] lights on

[Am] Hey now, [C] all you lovers

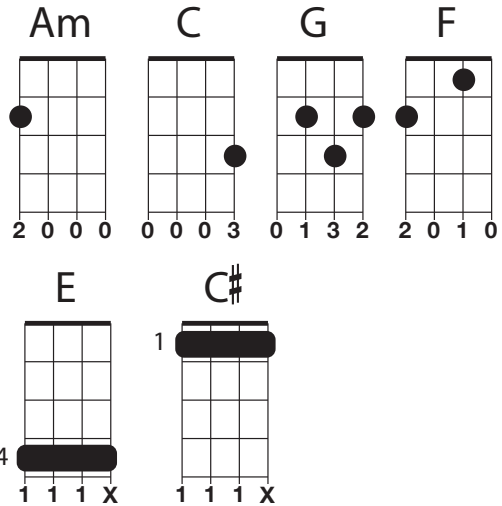
[G] Put your lights on, [F] put your [E] lights on

[Am] Hey now, [C] all you killers

[G] Put your lights on, [F] put your [E] lights on

[Am] Hey now, [C] all you children

[G] Leave your lights [F] on, you better leave [E] your lights on



[Am] Because there's a monster

[E] living under my bed

[Am] Whispering in my [E] ear

There's an [Am] angel,

[E] with a hand on my head

[Am] She say I've got nothing to [E] fear

There's a [Am] darkness [E] deep in my soul

I [Am] still got a purpose to [E] serve

[Am] So let your light shine, [E] into my home

[Am] God, don't let me lose my [E] nerve

Make me lose my nerve

There's a [Am] monster

[E] living under my bed

[Am] Whispering in my [E] ear

There's an [Am] angel,

[E] with a hand on my head

[Am] She say I've got nothing to [E] fear

She say... [Am] La, La [C] la la hey La La,

[G] you'll shine like [F] stars [E]

She says, [Am] whoooo - [C] ahha

[G] hey La La you'll shine like [F] stars [E]

Let me fade a- [Am]-way

Rocking Chord Break:

||: C C X C# C# X G G X F E :|| x3 | E | E E F F | E |

||: Am | C | G | F E :||

Hey now, hey now, hey now, hey now

Wo oh hey now, hey now, hey now, hey now

[Am] Hey now, [C] all you sinners

[G] Put your lights on, [F] put your [E] lights on

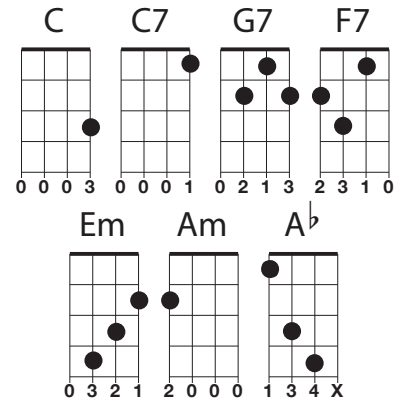
REHAB

Amy Winehouse



TIKI NATION
SECRET UKE CLUB TUNEBOOK

For Educational Purposes only. Not for Resale.



Chorus:

[C7] They try to make me go to rehab;
Said no,no, no,
Yes I've been black but when I come back -
You'll know, know, know , know.

[G7] I ain't got the time and if my [F7] daddy thinks
I'm fine; [C7] He's tried to make me go to rehab;
I won't go, go, go.

Bridge 1:

[Em] I'd rather be at home with [Am] Ray,
[F] I ain't got seventy [Ab] days.
[Em] "Cuz there's nothing, there's nothing
you can [Am] teach me,
[F] That I can't learn from Mr. Ha-tha-way.
[G7] I didn't get a lot in class,
[F7] But I know it don't come in a shot glass.

Chorus:

[C7] They try to make me go to rehab;
Said no,no, no,
Yes I've been black but when I come back -
You'll know, know, know , know.

[G7] I ain't got the time and if my
[F7] Daddy thinks I'm fine;
[C7] He's tried to make me go to rehab;
I won't go, go, go.

Bridge 2:

[Em] The man said why do you thing you [Am]
here?
[F] I said, I got [Ab] no idea.
[Em] I'm gonna, I'm gonna, lose my [Am] baby,

[F] So I always keep a [Ab] bottle near.
[G7] He said, "I just think you're depressed,
[F7] This - me, yeah baby and the rest.

Chorus:

[C7] They try to make me go to rehab;
Said no,no, no,
Yes I've been black but when I come back -
You'll know, know, know , know.

Bridge 3:

[Em] I don't ever want to drink [Am] again,
[F] I just need a [Ab] friend.
[Em] I'm not gonna spend ten [Am] weeks,
[F] have ev-er-y one thinks [Ab] I'm on the mend.
[G7] And it's not just my pride;
[F7] It's just 'till these tears have dried.

Chorus:

[C7] They try to make me go to rehab;
Said no,no, no,
Yes I've been black but when I come back -
You'll know, know, know , know.

[G7] I ain't got the time and if my
[F7] Daddy thinks I'm fine;
[C7] He's tried to make me go to rehab;
I won't go, go, go..

RHIANNON

Fleetwood Mac



TIKI NATION
SECRET UKE CLUB TUNEBOOK

For Educational Purposes only. Not for Resale.

Intro: | Am | F | Am | F |

Verse 1:

[Am] Rhiannon rings like a bell through the night,
And [F] wouldn't you love to love her?
[Am] Takes to the sky like a bird in flight,
And [F] who will be her lover?

Bridge:

[C] All your life you've never seen a [F] woman;
Taken by the wind
[C] Would you stay if she promised you heaven;
[F] Will you ever win?

Verse 2:

[Am] She is like a cat in the dark,
And [F] then she is the darkness
[Am] She rules her life like a fine skylark,
[F] when the sky is star less

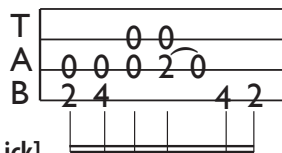
Bridge:

[C] All your life you've never seen a [F] woman;
Taken by the wind
[C] Would you stay if she promised you heaven;
[F] Will you ever win?

[C] [Play Main Lick]

[F] Rhi-ann-[Am]-on,
[F] Rhi-ann-[Am]-on,
[F] Rhi-ann-[Am]-on,
[F] Rhi-ann-[Am]-on, [Quick Lick]

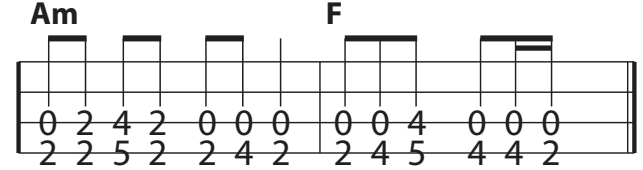
* Quick Turnaround lick



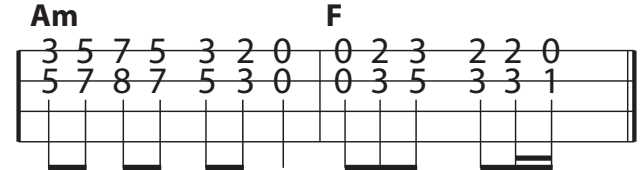
Verse 3:

[Am] She rings like a bell through the night,
And [F] wouldn't you love to love her?
[Am] She rules her life like a bird in flight,
And [F] who will be her lover?

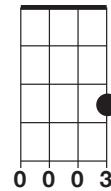
Main Riff : Low G (gCEA)



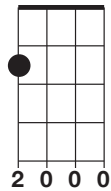
Main Riff : High G (gCEA)



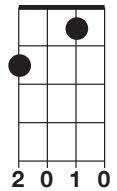
C



Am



F



Bridge:

[C] All your life you've never seen a [F] woman;
Taken by the wind
[C] Would you stay if she promised you heaven;
[F] Will you ever win?
[F] Will you ever win? [F]

[C] [Play Lick]

[F] Rhi-ann-[Am]-on,
[F] Rhi-ann-[Am]-on,
[F] Rhi-ann-[Am]-on,
[F] Rhi-ann-[Am]-on,
[F] Taken by, taken by the sky-[Am]-hi.
[F] Taken by, taken by the sky-[Am]-hi.
[F] Taken by, taken by the sky-[Am]-hi.

| F | Am | F | Am |

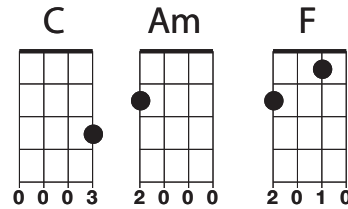
| F | Am | F | Am |

[Repeat these lyrics, and fade out]

[Am] Dreams unwind and love's a state of mind,
[F] Dreams unwind and love's a state of mind...



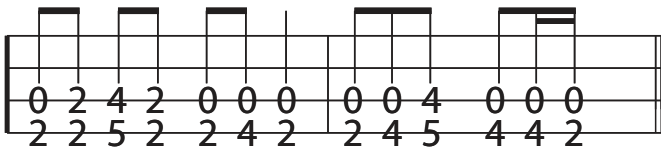
RHIANNON



Main Riff : Low G Ukulele (gCEA)

Am

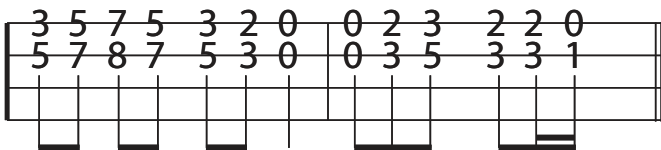
F



Main Riff : High G Ukulele (gCEA)

Am

F



↑ Play the **Am** Riff in the Verses ↑



Play the **Am Riff** over the [**Am**] chord in the verses.
Strum over the [**F**] Chord.

Verse 1:

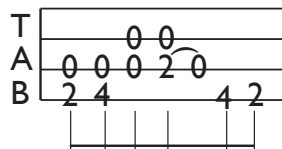
[**Am**] Rhiannon rings like a bell through the night,
And [**F**] wouldn't you love to love her?

[**Am**] Takes to the sky like a bird in flight,
And [**F**] who will be her lover?

Also play the **Am Riff** over the [**C**] and [**Am**] chords
in the section following the **second** repeat of the **Bridge**.
Then play the **Quick Lick** to transition to **Verse 3**.

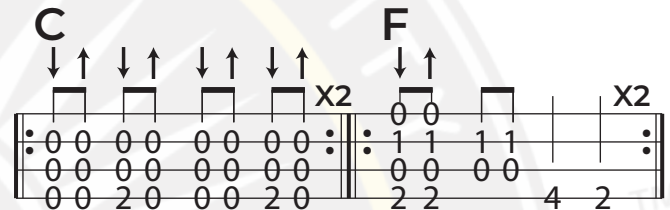
- [**C**] [Play Main Lick]
- [**F**] Rhi-ann-[**Am**]-on,
- [**F**] Rhi-ann-[**Am**]-on,
- [**F**] Rhi-ann-[**Am**]-on,
- [**F**] Rhi-ann-[**Am**]-on, [Quick Lick]

* Quick Turnaround lick



BRIDGE:

This is the **TAB** for the Level 2 Bridge.



Bridge:

[**C**] All your life you've [**C**] never seen a
[**F**] woman; Taken by the wind [**F**]
[**C**] Would you stay if she [**C**] promised you heaven;
[**F**] Will you ever win? [**F**]
[**F**] Will you ever win? [**F**]

RHYTHM OF THE FALLING RAIN

E
Key

TIKI NATION
SECRET UKE CLUB TUNEBOOK

For Educational Purposes only. Not for Resale.

The Cascades

| E | C#m | E | B |

Verse 1:

[E] Listen to the rhythm of the [A] falling rain,
[E] Telling me just what a fool I've [B] been,
[E] I wish that it would go and let me [A] cry in
vain, [E] And let me be a-[B]lone a-[E]gain.

Verse 2:

[E] The only girl I care about has [A] gone away,
[E] Lookin' for a brand new [B] start,
But [E] little does she know that when
[A] she left that day; [E] Along with her
[B] took my [E] heart.

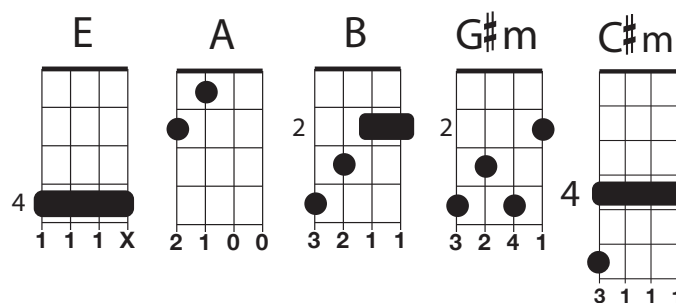
Bridge:

[A] Rain please all me now does
[G#m] that seem fair,
For [A] her to steal my my heart away when
[E] She don't care, [C#m] I can't love another when
My [A] heart's [B] somewhere far [E] away.

Verse 3:

[E] The only girl I care about [A] has gone away,
[E] Lookin' for a brand new [B] start,
[E] But little does she know that when
[A] she left that day,
[E] Along with here [B] took my [E] heart.

| E | A | E | B | E | A | E | B | E |



Bridge 2:

[A] Rain won't you tell her that
I [G#m] love her so,
[A] Please tell the sun to
set her [E] hearts a-glow,
[C#m] Rain in her heart and let
the [A] love we [B] knew start ro [E] grow,

[E] Listen to the rhythm
of the [A] falling rain
[E] Telling me just what a fool I've [B] been,
I [E] wish that it would go and let me
[A] cry in vain, And [E] let me be a-[B]lone
a-[E]gain

Outro: Fade

Oh, [E] listen to the [C#m] falling rain
[E] Pitter-patter, [C#m] pitter-patter
Oh, oh, oh, [E] listen to the [C#m] falling rain
[E] Pitter-patter, pitter-[C#m] patter

RING OF FIRE

Johnny Cash



For Educational Purposes only. Not for Resale.

Intro TAB

G C G G D G

2	3	4	5	5	5	5	5	7	3	5	2	2	2	2	2	3	0	2
3	5	6	7	7	7	7	7	8	5	7	3	3	3	3	3	5	2	3

Verse 1:

[G] Love is a [C] burning [G] thing *
 And it [G] makes a [D] fiery [G] ring**
 [G] Bound by [C] wild de-[G]sire*
 [G] I fell in, to a [D] ring of [G] fire

G C D

Chorus:

[D] I fell in, to a [C] burning ring of [G] fire
 I went [D] down, down, down
 And the [C] flames went [G] higher
 And it [G] burns, burns, burns
 The [C] ring of [G] fire
 The [D] ring of [G] fire

Chorus: X2

[D] I fell in to a [C] burning ring of [G] fire
 I went [D] down, down, down
 And the [C] flames went [G] higher
 And it [G] burns, burns, burns
 The [C] ring of [G] fire
 The [D] ring of [G] fire

Instrumental Solo Horn Section Strum*

| G G C G | G G G | *Play Intro TAB
 | G G D G | G G G | After Double Bar Line.

Outro:

And it [G] burns, burns, burns
 The [C] ring of [G] fire...
 The [D] ring of [G] fire...
 The [D] ring of [G] fire...
 The [D] ring of [G] fire...

Chorus:

[D] I fell in, to a [C] burning ring of [G] fire
 I went [D] down, down, down
 And the [C] flames went [G] higher
 And it [G] burns, burns, burns
 The [C] ring of [G] fire
 The [D] ring of [G] fire

Verse 3:

[G] The taste of [C] love is [G] sweet *
 When hearts like [D] ours [G] meet **
 [G] I fell for you [C] like a [G] child
 Oh but the [D] fire went [G] wild

Horn Solo

G C C G **Phrase 1 ***

5	5	5	5	5	7	3	5
7	7	7	7	7	8	5	7

G D D G **Phrase 2 ****

2	2	2	2	2	3	0	2
3	3	3	3	3	5	2	3

ROCK AND ROLL ALL NITE

KISS

F
Key

TIKI NATION
SECRET UKE CLUB TUNEBOOK

For Educational Purposes only. Not for Resale.

Intro: | F F C F F C | G | D | G | D |

Verse 1:

[G] You show us every-[D]thing you've got,
[G] You keep on dancin',
and the [D] room gets hot ,
[C] You drive us [D] wild,
we'll drive you crazy.

| F F C F F C |

[G] You say you wanna [D] go for a spin,
[G] The party's just begun, we'll [D] let you in,
[C] You drive us [D] wild, we'll drive you crazy.

| F F C F F C |

Pre-Chorus:

[Eb] You keep on shoutin',
[F] you keep on shoutin'

Chorus:

[G] I... wanna rock and roll all [C] night,
[D] and party every day.
[G] I... wanna rock and roll all [C] night,
[D] and party every day.

| F F C F F C |

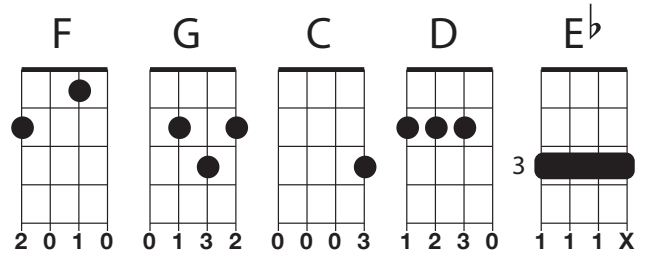
Verse 2:

[G] You keep on saying you'll be
[D] mine for a while,
[G] You're lookin' fancy, and I [D] like your style,
[C] You drive us [D] wild, we'll drive you crazy.

| F F C F F C |

[G] You show us every-[D]thing you've got,
[G] Baby, baby, that's [D] quite a lot,
And [C] you drive us [D] wild, we'll drive you crazy.

| F F C F F C |



[Pre-Chorus]

[Eb] You keep on shoutin',
[F] you keep on shoutin'

Chorus:

[G] I... wanna rock and roll all,
[C] night [D] and party every day,
[G] I... wanna rock and roll all,
[C] night [D] and party every day.

Acapella Breakout:

[G] ↓ I...wanna rock and roll all night,
and party every day...
I wanna rock and roll all night,
and party every day...

Outro:

[G] I...wanna rock and roll all [C] night,
[D] and party every day.
[G] I...wanna rock and roll all [C] night,
[D] and party every day.
[G] I...wanna rock and roll all [C] night,
and [D] party every day. **[fade]**

ROCK & ROLL MUSIC

The Beatles



TIKI NATION
SECRET UKE CLUB TUNEBOOK

For Educational Purposes only. Not for Resale.

Chorus 1:

[N.C.] Just let me hear some of that
[A] rock and roll music,
Any old way you choose it,
It's got a back [D] beat, you can't lose it,
[A] Any old time you use it,
[E7] Gotta be rock and roll music,
If you wanna dance with [A] me,
[E7] If you wanna dance with [A] me,

Verse 1:

[N.C.] I've got no kick against [E7] modern jazz
Unless they try to play it too [A] darn fast
And lose the beauty of the [D] melody
Until they sound just like a [E7] symphony

Chorus 2:

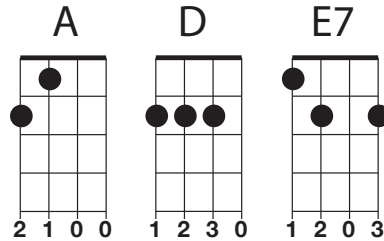
[N.C.] That's why I go for that that
[A] rock and roll music
Any old way you choose it
It's got a [D] back beat, you can't lose it
[A] Any old time you use it
It's [E7] gotta be rock n' roll music
If you wanna dance with [A] me
[E7] If you wanna dance with [A] me

Verse 2:

I took my loved one over a-[E7]cross the tracks
And she can turn her mind to [A] wailin' sax
I must admit they had a [D] rocking band
Man, they were blowing like a [E7] hurricane

Chorus 3:

[N.C.] That's why I go for that that
[A] rock and roll music
Any old way you choose it
It's got a back [D] beat, you can't lose it
[A] Any old time you use it
[E7] Gotta be rock and roll music
If you wanna dance with [A] me
[E7] If you wanna dance with [A] me



Verse 3:

[N.C.] Way down South they had a [E7] jubilee
Them Georgia folks they had a [A] jamboree
They're drinking home brew from a [D] wooden cup
The folks are dancing, they got [E7] all shook up

Chorus 4:

[N.C.] And started playing that that
[A] rock and roll music
Any old time you use it
It's got a [D] back beat, you can't lose it
[A] Any old time you use it
[E7] gotta be rock and roll music
If you wanna dance with [A] me
[E7] If you wanna dance with [A] me

Verse 4:

Don't care to hear them play a [E7] tango
And in the mood they take a [A] mambo
It's way too early for a [D] congo
So keep a-rocking that [E7] piano [E7]

Chorus 5:

[N.C.] That's why I go for that that
[A] rock and roll music
Any old time you use it
It's got a [D] back beat, you can't lose it
[A] Any old time you use it
[E7] Gotta be rock and roll music
If you wanna dance with [A] me
If you wanna dance with [A] me

For Educational Purposes only. Not for Resale.

Arr. for GCEA Ukulele by KEV 25-0313

Live, Love, Learn & Play Ukulele.

Join us at: TheTikiNation.com

© 2025 TheTikiNation.com

ROCK AROUND THE CLOCK

Key of A

A
Key

TIKI NATION
SECRET UKE CLUB TUNEBOOK

For Educational Purposes only. Not for Resale.

Bill Haley and his Comets

● = When to strum

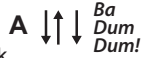
Intro

N.C.

One, two, three o' clock, four o' clock, rock



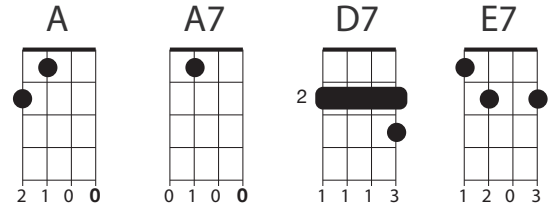
Five, six, seven o' clock, eight o' clock, rock



Nine, ten, eleven o' clock, twelve o' clock, rock.



We're gonna rock around the clock tonight.



* These are the chords for the Chord Solo Section Below.

Verse 1

Put your glad rags on and join me, hon',

We'll have some fun when the clock strikes one,



We're gonna rock a-round the clock to-night,



We're gonna rock, rock, rock, 'til broad day-light,




We're gonna rock, gonna rock a-round the clock to-night

Verse 2

When the clock strikes two, and three, and four,

If the band slows down we'll yell for more



We're gonna rock a-round the clock to-night,



We're gonna rock, rock, rock, 'til broad day-light,



We're gonna rock, gonna rock a-round the clock to-night

Lead Solo



Verse 3

When the chimes ring five... six, and seven

We'll be right in sev-enth hea-ven



We're gonna rock a-round the clock to-night,



We're gonna rock, rock, rock, 'til broad day-light,



We're gonna rock, gonna rock a-round the clock to-night

Verse 4

When it's eight, nine, ten...e-leven too

I'll be goin' strong and so will you



We're gonna rock a-round the clock to-night,



We're gonna rock, rock, rock, 'til broad day-light,



We're gonna rock, gonna rock a-round the clock to-night

Chord Solo:

Use this Strum Pattern for each chord.



Verse 5

When the clock strikes twelve...we'll cool off then

We'll start rockin' around the clock a-gain



We're gonna rock a-round the clock to-night,

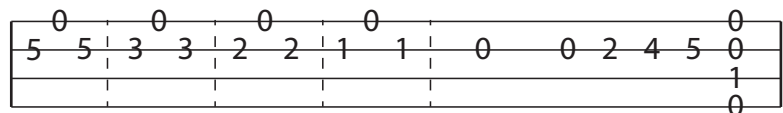


We're gonna rock, rock, rock, 'til broad day-light,



We're gonna rock, gonna rock a-round the clock to-night

Ending Outro Lick:



ROUTE 66

Bobby Troup

G
Key

TIKI NATION
SECRET UKE CLUB TUNEBOOK

For Educational Purposes only. Not for Resale.

Verse 1:

If you [G] ever [C7] plan to motor [G] west, [G7]
Take [C] my way, it's the highway that's the [G] best.
Get your [D7] kicks on [C7] Route Sixty [G] Six. [G]

Verse 2:

It [G] winds from Chi-[C7]cago to L.[G]A. [G7]
More than [C] two thousand miles along the [G] way,
Get your [D7] kicks on [C7] Route Sixty [G] Six. [G]

Chorus:

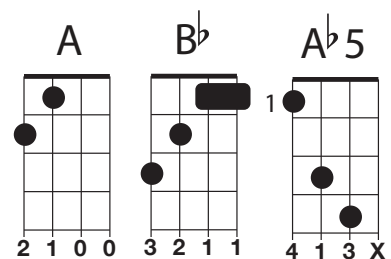
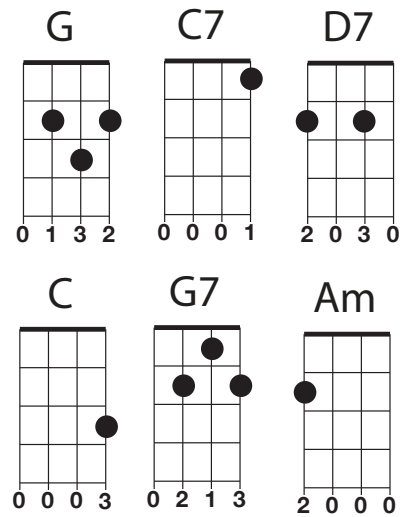
Now [G] go to St. Louis,
[C7] Joplin Missouri,
[G] Oklahoma City,
[G7] Look'in might pretty,
You see [C7] Amarillo...
[G] Gall-up New [G7] Mexico,
[Am] Flagstaff Arizona,
[D7] Don't forget Wynola,
[G] Barstow, [G7] Reno, [A7] San Bern-a-[D7]dino.

Verse 3:

[G] Once you get [C7] hip to this kindly [G] tip, [G7]
When you [C] make that California [G] trip.
Get your [Am] kicks on [D7] Route Sixty-[G]six.

Outro (Optional Alternate):

Get your [Am] kicks on [D7] Route Sixty-[G]six.
Get your [Am] kicks on [D7] Route Sixty-[G]six. [Bb] [A] [Ab5]
[G] [Bb] [A] [Ab5]
[G] [Bb] [A] [Ab5] G!



RUNAWAY

Del Shannon Capo 1st fret to play with original

Am
Key

TIKI NATION
SECRET UKE CLUB TUNEBOOK

For Educational Purposes only. Not for Resale.

Easy Intro: | Am | Am | Am | Am |

Verse 1:

[Am] As I walk along, I [G] wonder,
what went wrong, With [F] our love,
A love that was so [E7] strong,
[Am] And as I still walk on, I [G] think of the things,
We've done to-[F]gether,
While our hearts were [E7] young.

Advanced Intro option: Am

Presto

1 Pull 0, & Down 0, a Up 0, 2 Slide 0, 3 Down 3, X4 4, 4

Chorus:

[A] I'm walking in the rain,
[F#m] Tears are falling and I feel the pain,
[A] Wishing you were here by me,
[F#m] To end this misery.

I [A] wonder - I [A] why- why- wha-wha-[F#m] wonder?
Why? [A] Why- [A] why- why-why- [F#m] why, she ran away?
And I [D] wonder. where will she [E7] stay-yay,
My little [A] run-a-way, [D] run, run, run, run, [A] run-a-way. [E7]

Solo section: ||: A | G | F | E7 :|| X2 Use the same strum as Verse 1

Chorus/Outro:

[A] I'm walking in the rain,
[F#m] Tears are falling and I feel the pain,
[A] Wishing you were here by me,
[F#m] To end this misery.

I [A] wonder - I [A] why- why- wha-wha-[F#m] wonder?
Why? [A] Why- [A] why- why-why- [F#m] why, she ran away?
And I [D] wonder. where will she [E7] stay-yay,
My little [A] run-a-way,
[D] Run, run, run, run, [A] run-a-way,
[D] Run, run, run, run, [A] run-a-way, [Quick Fade Out]

Am

2 0 0 0

G

0 1 3 2

F

2 0 1 0

E7

1 2 0 3

A

2 1 0 0

F#m

2 1 3 0

D

1 2 3 0

E

4 1 1 1 X

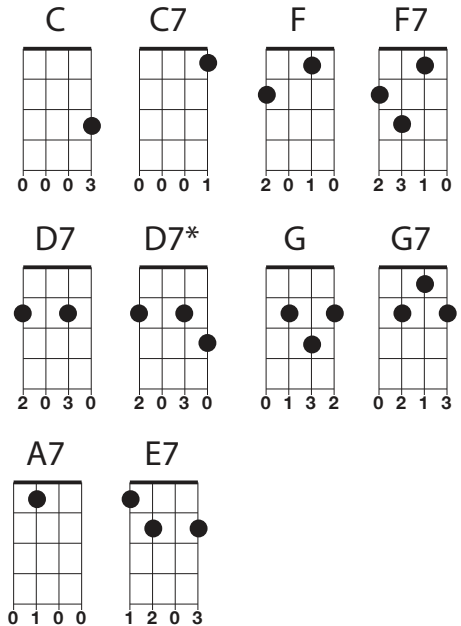
SAN FRANCISCO BAY BLUES

Key of C



Intro:
| C F | C C7 | F F7 | C C7 | | F F7 | C A7 | D7 D7* | G G7 |

Verse 1:
I got the blues from my baby down by the San Francisco Bay,
the ocean liners, not so far a-way.
I didn't mean to treat her so bad, she was the
best girl I ever have had,
Said goodbye, I can take a cry,
I wanna lay down and die.



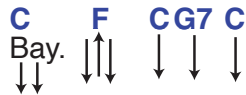
Verse 2:
I ain't got a nickel and I ain't got a lousy dime.
She don't come back, I'm about to lose my mind
If I ever get back to stay, it's gonna be another brand new day,
Walkin' with my baby down by the San Francisco Bay.

(Sweet harmonica & kazoo solos:)

| C F | C C7 | F F7 | C C7 | F F7 | C A7 | D7 D7* | G G7 |
| C F | C C7 | F F7 | E7 | F F7 | C A7 | D7 G7 | C G7 |

Bridge 1:
Sittin down lookin' from my back door,
wonderin' which way to go,
The woman I'm so crazy about, she don't love me no more.
Think I'll catch me the freight train,
'cause I'm feelin' blue, ride all the way to the end of the line, thinkin' only you.

Bridge 2:
Meanwhile, livin' in the city, just about to go in-sane,
All I heard my Baby Lord, wishin you could call my name.
If I ever get back to stay, it's gonna be another brand new day,
Walkin' with my baby down by the San Francisco Bay, hey hey,
Walkin' with my baby down by the San Francisco Bay,
Yeah, walkin' with my baby down by the San Francisco Bay.



Arr. for GCEA Ukulele by KEV. Last Revision July 7, 2025
For Educational Purposes only. Not for Resale.

SEA OF LOVE

Robert Plant & the Honeydrippers

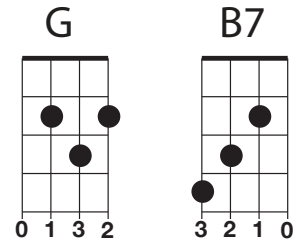


For Educational Purposes only. Not for Resale.

Intro: | G | B7 | C | A | G | A | G C | G |

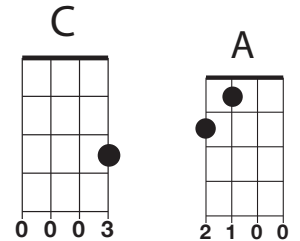
Verse 1:

[G] Do you remember [B7] when we met,
 [C] That's the day I [A] knew you were my pet,
 [G] I want to tell you [A] how much I love [G] you. [C] [G]



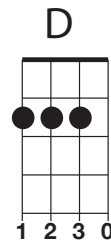
Verse 2:

[G] Come with me [B7] my love,
 [C] To the sea, the [A] sea of love,
 [G] I want to tell you [A] how much I love [G] you. [C] [G]



Chorus:

[D] Come with [C] me...
 [D] To the [C] sea...
 [B7] Of...(Bum Bah Bah..) [D] love (Bum Bah Bah..)



Verse 1:

[G] Do you remember [B7] when we met,
 [C] That's the day I [A] knew you were my pet,
 [G] I want to tell you [A] oh-how-much I love [G] you. [C] [G]

Instrumental Verse: | G | B7 | C | A | G | A | G C | G |

Chorus:

[D] Come with [C] me...
 [D] To the [C] sea...
 [B7] Of...(Bum Bah Bah..) [D] love (Bum Bah Bah..)

Verse 2:

[G] Come with me [B7] my love,
 [C] To the sea, the [A] sea of love,
 [G] I want to tell you [A] how much I love [G] you. [C] [G]

Outro:

[G] I want to tell you [A] how much I love [G] you, [C] [G]
 [G] I want to tell you [A] how much I love [G] you, [C] [G]
 [G] I want to tell you [A] how much I love [G] you. [C] [G] FADE

SEVEN SPANISH ANGELS

Willie Nelson/Ray Charles KEY of: F

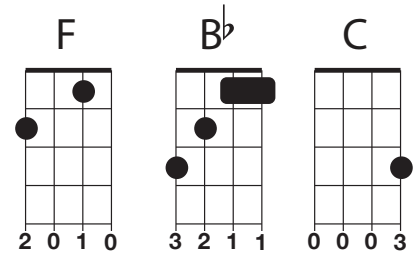
TIKI NATION
SECRET UKE CLUB TUNEBOOK

For Educational Purposes only. Not for Resale.

Intro TAB:

Verse 1:

He looked [F] down into her brown eyes,
and said [F] "Say a prayer for [C] me".
She [C] Threw her arms around him,
whispered [C] "God will keep us [F] free"
They could [F] hear the riders comin',
He said [F] "This is my last [Bb] fight...
If they [Bb] take me back to [F] Texas,
they won't [C] take me back a-[F]live.



Chorus:

[F] There were seven Spanish [F] angels,
at the [F] altar of the [C] sun. [C]
They were [C] prayin' for the [C] lovers, in the
[C] valley of the [F] gun. [F]
When the [F] battle stopped and the [F] smoke cleared,
there was [F] thunder from the [Bb] throne [Bb],
And [Bb] seven spanish [F] angels, took a-[C]nother
angel [F] home. [F]

[F] [F]

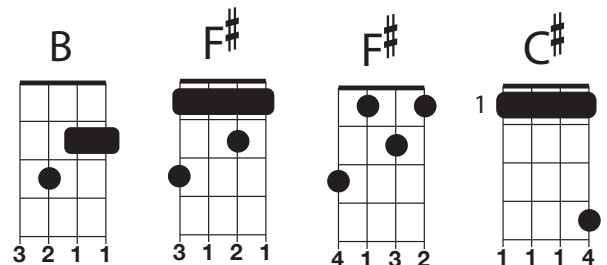
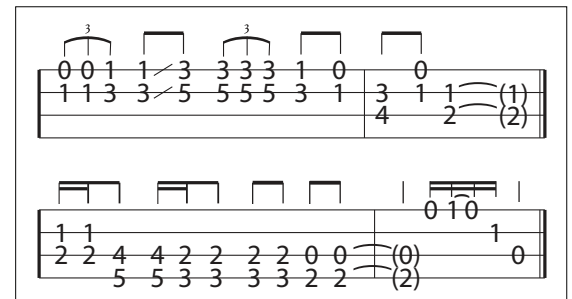
Verse 2:

She reached [F] down and picked the gun-up, [F]
that lay [F] smokin in his [C] hand.
She said, [C] "Father please for-[C]give me;
I can't [C] make it without my [F] man." [F]
And she [F] knew the gun was [F] empty
And she [F] knew she couldn't [Bb] win,
her [Bb] final prayer was [F] answered
When the [C] rifles fired [F] again. [F]

Chorus X2:

* The original ending on the Willie Nelson/Ray Charles recording
Plays the chorus 1x and then does a 1/2 step key change to the
Key of C# and plays the chorus 2X. The Chords would be C# F# and B.

Willie's Classical Guitar Intro for Ukulele (gCEA)



Optional Key Change Ending:

Modulate 1/2 step to the Key of C#

Chorus:

[F#] There were seven spanish [F#] angels,
at the [F#] altar of the [C#] sun. [C#]
They were [C#] prayin' for the [C#] lovers,
in the [C#] valley of the [F#] gun. [F#]
When the [F#] battle stopped and the
[F#] smoke cleared,
there was [F#] thunder from the [B] throne, [B]
And [B] seven spanish [F#] angels, took
a-[C#]nother angel [F#] home. [F#]

SHARP DRESSED MAN

ZZ Top



TIKI NATION
SECRET UKE CLUB TUNEBOOK

For Educational Purposes only. Not for Resale.

Main Ri~ X4

:		5	3		5	3	:
:		5	3		5	3	:
0	3	5		5		5	

C **Bb** **F** **G**

0 0 0 3 3 2 1 1 2 0 1 0 0 1 3 2

Verse 1:

[C] Clean shirt, new shoes,
 [Bb] And I don't know where I am [F] goin' to...
 [C] Silk suit, black tie, (*black tie*)
 [Bb] I don't need a reason [F] why-eye-eye,
 [G] They come runnin' just as fast as they can,
 'Cuz [C] ↓ every girl crazy 'bout a sharp dressed man...

Main Riff X4

Verse 2:

[C] Gold watch, diamond ring,
 [Bb] I ain't missin' not a single [F] thing,
 [C] Cuff links, stick pin,
 [Bb] When I step out, I'm gonna [F] do you in.
 [G] They come runnin' just as fast as they can,
 'Cuz [C] ↓ every girl crazy 'bout a sharp dressed man...

SOLO - Main Ri~ X4 C Bb G

:		5	3	X	5	3	:	3	1	3	:
:		5	3	X	5	3	:	4	2	2	:
0	3	5		5	X	5		5	3	0	

Main Riff X4

Verse 3:

[C] Top coat, top hat.
 [Bb] And I don't worry 'cuz my [F] wallets bad,
 [C] Cuff links, white gloves,
 [Bb] Lookin' sharp [F] lookin' for love,
 [G] They come runnin' just as fast as they can.
 'Cuz [C] ↓ every girl crazy 'bout a sharp dressed man...

Verse 4:

[C] Top coat, top hat,
 Clean shirt, new shoes,
 [Bb] And I don't know where I am,
 [F] goin' to [C] Silk suit, black tie, (*black tie*)
 [Bb] I don't need a [F] reason why.
 [G] They come runnin' just as fast as they can,
 'Cuz [C] ↓ every girl crazy 'bout a sharp dressed man...

Outro - Main Ri~ X4 C Bb G

:		5	3	X	5	3	:	3	1	3	:
:		5	3	X	5	3	:	4	2	2	:
0	3	5		5	X	5		5	3	0	

•NOTE: The Solo section was trimmed shorter to make it more 'Ukulele Group Friendly'. Arrangement modified for Low G Stringing gCEA.

SHE CAUGHT THE KATY

Taj Mahal

KEY of: G | Original Key Bb (Capo 3) |

Intro: ||: G | G | D | G C | G :|| X2

[G] She caught the Katy,
And [D] left me a mule to [G] ride.
[G] She caught the Katy,
And [D] left me a mule to [G] ride.

Well my [G] baby caught the Katy,
She left me a [G7] mule to ride.
The [C] train pulled out,
I [Gdim] swung on behind,
[G] Crazy 'bout her,
That [D] hard headed woman of [G] mine.

[G] Man, my baby's long,
[D] Great gosh almighty she's [G] tall.
[G] You know my baby's long,
[D] Great gosh almighty my baby's [G] tall.

Will you see my [G] baby she's long,
My [G7] baby she's tall.
She's [C] sleep with her head in the kitchen,
And her [Gdim] feet's out in the hall.
An I'm [G] still crazy 'bout her,
That [D] hard headed woman of [G]* mine.

Bridge:

Well I [C] love my baby...
She's so fine...
I [G] wish she'd come to see me some time.
She don't be-[F]lieve our love - put a hold on him,
Look whatta hole I'm in,
She don't be-[D]lieve I'm thinkin',
look whatta' shape I'm in...
| G | D | G C | G |

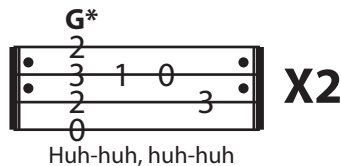
Solo: ||: G | D | G | G :|| x2

| G | G7 | C | Gdim | G | D | C | Gdim | G | D | G C | G |

[G] She caught the Katy,
And [D] left me a mule to [G] ride.
[G] She caught the Katy,
And [D] left me a mule to [G] ride.

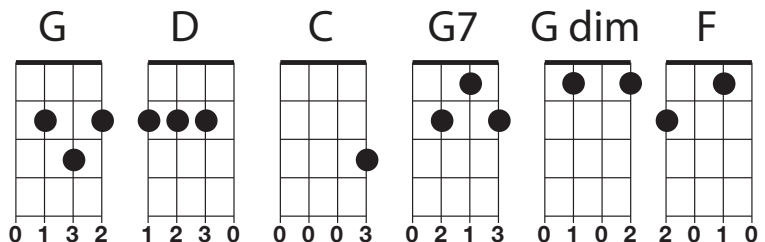
Well my [G] baby caught the Katy,
Left me a [G7] mule to ride.
The [C] train pulled out,
And I swung - [Gdim] on behind,
[G] Crazy 'bout that [D] hard headed woman,
[C] Hard headed woman of [G]* mine.

Break: [Descending run notes from *the last G** chord]



Break X3:

[end with a quick G chord]



SHE'S NOT THERE

The Zombies

Am
Key

SNEAKY TIKI
UKULELE MEETUP & SOCIAL CLUB
SAN DIEGO, CALIFORNIA

Intro: | Am D | Am D | Am D | Am D |

Verse 1:

[Am] Well no one [D] told me a-[Am]bout [D] her,

[Am] The [F] way she lied, [Am] [D]

[Am] Well no one [D] told me a-[Am]bout [D] her,

[Am] How many [F] people cried. [A]

Bridge:

But its too [D] late to [Dm] say you're [Am] sorry,

How would I [Em] know, why should I [Am] care,

Please don't [D] bother [Dm] trying to [C] find her,

She's not [E7] there.

Chorus:

Well let me tell you 'bout the [Am] way she looked, [D]

The way she [Am] acted,

The [F] color of her [Am] hair, [D]

Her voice was [Am] soft and good, [D]

Her eyes were [Am] clear and bright, [D]

But she's not [A] there.

| Am D | Am D | Am D | Am D |

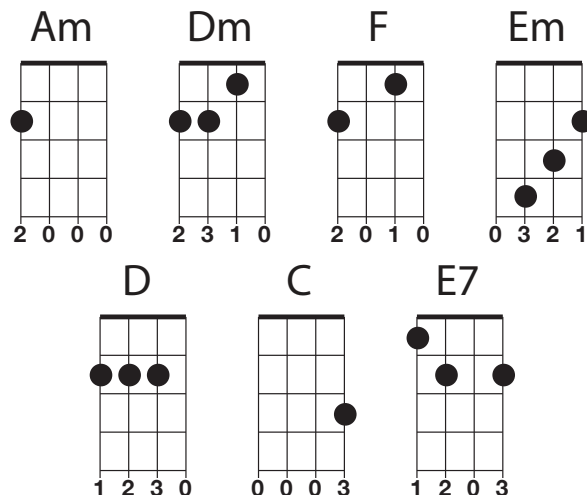
Verse 2:

[Am] Well no one [D] told me a-[Am]bout [D] her,

[Am] What [F] could I do? [Am] [D]

[Am] Well no one [D] told me a-[Am]bout [D] her,

[Am] Though [F] they all knew. [A]



Bridge:

Chorus:

Organ Solo:

| Am D | Am D | Am D | Am D |

| Am D | Am D | Am D | A | A |

Bridge:

Chorus: END

SIMPLE MAN

Lynyrd Skynyrd

Intro: ||: C | G | Am: ||

Verse 1:

Well mom-ma [C] told me,
[G] when I was [Am] young,
Come sit be-[C]side me, [G] my only [Am] son,
And listen [C] closely [G] to what I [Am] say.
And if you [C] do this it'll [G] help you some [Am] sunny-day.

Verse 2:

Take your [C] time, [G] don't live too [Am] fast.
Troubles will [C] come [G] and they will [Am] pass.
Go find a [C] woman [G] and you'll find [Am] love.
And don't for-[C]get son, There is [G] someone up [Am] above...

Chorus:

And be a sim-[C]ple [G] kind of [Am] man,
And be some-[C]thing, [G] you love and under-[Am]stand.
Baby be a sim-[C]ple [G] kind of [Am] man,
Won't you [C] do this for me [G] son, if you [Am] can.

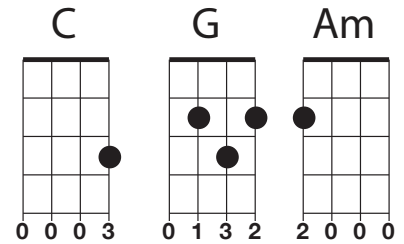
Solo: ||: C | G | Am :|| x2

Verse 3:

Forget your [C] lust [G] for the rich mans [Am] gold.
All that you [C] need, [G] is in your [Am] soul,
And you can [C] do this, [G] if you [Am] try.
All that I [C] want for you my [G] son, is to be [Am] satisfied.

Chorus:

Solo: ||: C | G | Am :|| x2



Verse 4:

Boy, don't you [C] worry...
[G] you'll find [Am] yourself.
Follow your [C] heart
[G] and nothing [Am] else.
And you can [C] do this
[G] if you [Am] try.
All I [C] want for you my
[G] son, is to be [Am] satisfied.

Chorus:

SMOOTH

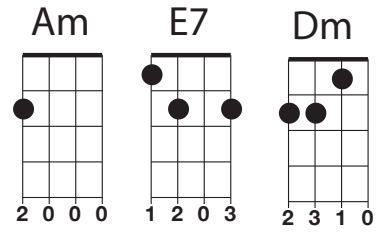
SANTANA FT. ROB THOMAS
Level 2 Version



For Educational Purposes only. Not for Resale.

Intro: ||: Am | E7 | Am | E7 :||

— Hoot-en-an-ny Strum

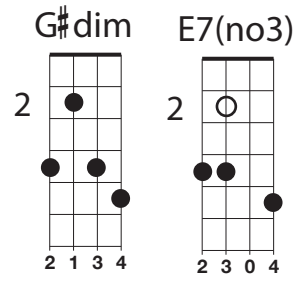


Verse 1:

Man, it's a [Am] hot one... [E7]
Like seven inches from the [Am] mid-day sun. [E7]
I hear you whisper and the [Dm] words melt eve-[F]ry-[E7sus4]-one,
[E7] But you stay so [Am] cool .[E7]
My muñe-[Am]-quita, [E7] my Spanish Harlem Mona [Am] Lisa, [E7]
You're my reason for [Dm] reason, [F] the [E7sus4] step in [E7no5] my [Am] groove. [E]

Pre-Chorus: [Hook A]

And if you said [Am] "This life ain't [E7] good enough"
I would [Am] give my world to [E7] lift you up,
I could [Am] change my life to [E7] better suit your [Dm] mood, [F]
[E7sus4] Because [E7no5] you're so [G#dim] smooth... [E7no3]



Chorus: [Hook B]

And it's [Am] just like the ocean [E7] under the moon,
It's the [Am] same as the emotion that I [E7] get from you,
You [Am] got the kind of loving that can [E7] be so smooth,
[Dm] ↓ Give me your heart [Dm] ↓ make it [E7] ↓ real *or else forget about it!*

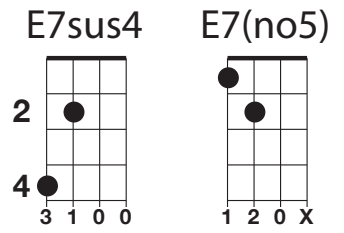
— Hoot-en-an-ny Strum

Interlude: | Am | E7 | Am | E7 |

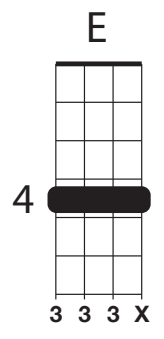
— Hoot-en-an-ny Strum

Verse 2:

I'll tell you [Am] one thing, [E7]
If you would leave it would be a [Am] crying shame, [E7]
In every breath and eve-ry [Dm] word [F] I hear your [E7sus4] name
[E7no5] calling me [Am] out. [E]



Out from the [Am] barrio, [E7] you hear my rhythm on the [Am] radio, [E7]
You feel the turning of the [Dm] world so [F] soft too [E7sus4] slow,
[E7no5] turnin' you [Am] round and [E7] round.



Pre-Chorus: [Hook A] >>> Chorus: [Hook B]

[View Cheat Sheet >](#)

Solo: ||: Am | E7 :|| X3 >>> | Dm F | E7sus4 E7no5 | G#dim | E7no3 |
Hoot-en-an-ny Strum ↓↓↑↓ ↑ ↓↓↑↓ ↑ ↓↓↑↓↑↓ ↓↓↑↓↑↓

Chorus: [Hook B] Jam and Fade out >>> ||: Am | E7 | Am | E7 :||

Smooth

Santana



TheTikiNation.com

Introduction

**Verse 1 : Man it's a hot one... like seven inches from the mid-day sun.
Well I here you whisperin' the ...**

Use the same format for Verse 2.

words - melts every one, but you stay so cool...

Tah-Ti-ki-Tah Tah Tah-Ti-ki-Tah Tah Tah-Ti-ki-Tah Tah Ti-ki Ti-ki Tah

< Back to song

Smooth - Hook A chords

***For these E7 Chords you can use the Flamenco strum as described in the video lesson**

Tah-Tah-Tah-Tah Ti-ki-Ti-ki-Ti-ki-Ti-ki* Tah-Tah-Tah-Tah Ti-ki-Ti-ki-Ti-ki-Ti-ki* Tah-Tah-Tah-Tah Ti-ki-Ti-ki-Ti-ki-Ti-ki*

Tah-Ti-ki-Tah Tah Tah-Ti-ki-Tah Tah Ti-ki Ti-ki Ti-ki Ti-ki Ti-ki Ti-ki Ti-ki Ti-ki

Live, Love, Learn & Play Ukulele. Join us at: TheTikiNation.com

SOME KIND OF WONDERFUL

Grand Funk Railroad

D
Key

TIKI NATION
SECRET UKE CLUB TUNEBOOK

For Educational Purposes only. Not for Resale.

Intro: | D | D | D | D |

Verse 1:

I don't [D] need a whole lots of money.
I don't need a big fine car.
I got everything that a man could want.
I got more than I could ask for.
[G] I don't have to run around.
I don't have to stay out all night,
'cause I got me a [D] sweet, a sweet lovin' woman
and she knows just how to treat me right.

Chorus:

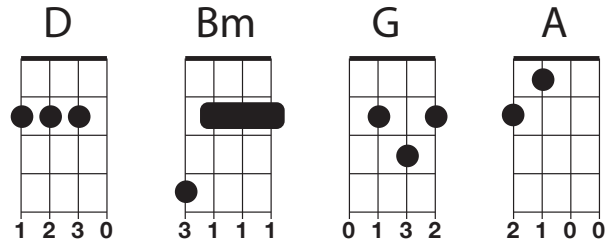
Well my [A] baby, she's alright.
Well my [G] baby's clean out of sight.
[G] Don't you know that she's-
She's [D] some kind of [G] wonderful,
She's [D] some kind of [G] wonderful, *yes she is*
She's [D] some kind of [G] wonderful,
yeah, yeah, [D] yeah, yee-ah

Verse 2:

When I [D] hold her in my arms,
you know she sets my soul on fire,
Ooooh when my baby kisses me,
my heart become filled with desire,
When she [G] wraps her lovin' arms around me,
about drives me out of my mind
[D] Yee-ah, when my baby kisses me,
chills run up and down my spine.

Chorus:

Well my [A] baby, she's alright,
Well my [G] baby's clean out of sight.
Don't you know that [D] she is,
She's some kind of [G] wonderful;
She's [D] some kind of [G] wonderful, yes she is
She's [D] some kind of [G] wonderful
yeah, yeah, [D] yeah, yee-ah



Bridge:

[D] Now is there any-body -
got a sweet little woman like mine?
There got to be somebody, gotta gotta
[D] sweet little woman like mine, *Yeah!*
Now - Can I get a [D] witness (*yes*),
Can I get a [Bm] witness,
Well can I get a [D] witness, (*yeah*),
Can I get a [Bm] witness, (*oh-oh-oo*),
Can I get a [D] witness (*yeah*),
Can I get a [Bm] witness (*yeah*)

Outro:

[N.C.] I thought you're talkin'bout my [D] baby,
some kind of [G] wonderful,
talkin 'bout my [G] baby,
some kind of [D] wonderful,
talkin'bout my [D] baby,
some kind of [G] wonderful,
talkin'bout my [G] baby,
she's some kind of [D] wonderful,
(my baby, my baby)
talkin'bout my [D] baby,
some kind of [G] wonderful,
(my baby, my baby)
some kind of [D] wonderful,
Repeat and fade...

SOUL MAN - Blues Brothers Arr. by KEV



Intro: | [E] [D] | [G] [A] | [B] [E] |
 ↓ ↓ ↓ ↓ ↓ ↓ ↓ ↓ ↓ ↓ ↓ ↓ ↓ ↓ ↓ ↓
 Horn Part
 ↓ *Start E Groove Play 4X

Verse 1:
 [E] Coming to you - on a dusty road,
 Good lovin' - I got a truck load,
 and when you get it - you got something,
 So don't worry - 'cause I'm coming.

Chorus:

I'm a [E]soul man....[D]
 I'm a [E]soul man.... [E]
 I'm a [E]soul man....[D]
 I'm a [E]soul man.... [A] [B]

Verse 2:

[E] Got what I got - the hard way,
 and I'll make better - each and every day,
 So honey - don't you fret,
 'cause you ain't seen - nothing yet.

Chorus:

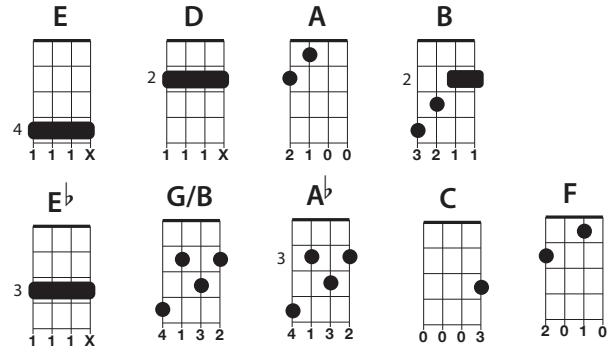
I'm a [E]soul man....[D]
 I'm a [E]soul man.... [E]
 I'm a [E]soul man....[D]
 I'm a [E]soul man.... [A] [B]

Verse 3:

[E] I was brought up - on a side street,
 Learned how to love - before I could eat,
 I was educated - from good stock,
 When I start lovin' - I just can't stop.

Chorus:

I'm a [E]soul man....[D]
 I'm a [E]soul man.... [E]
 I'm a [E]soul man....[D]
 I'm a [E]soul man.... [A] [B]



Bridge:

Well [C] grab the rope -
 and I'll [G/B] pull you in -
 [A] Give you hope -
 and [B] be your only boyfriend -
 ya [C] (ya) ya (ya) help!

Outro Solo

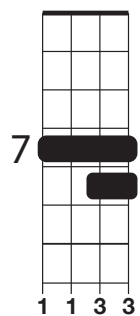
| [F] | [Eb] | [Ab] | [Bb] | [C] |
 ↓ ↓ ↓ ↓ ↓ ↓ ↓ ↓ ↓ ↓ ↓ ↓
 | [F] | [Eb] | [Ab] | [Bb] | [C] |
 ↓ ↓ ↓ ↓ ↓ ↓ ↓ ↓ ↓ ↓ ↓ ↓ Horn Part

Start the F Groove

I'm a [F]soul man,
 I'm a soul man,
 You're a soul man - huh!
 I'm a soul man,
 I'm a soul man,
 I'm a soul man - huh huh!



Fsus2



SPACE ODDITY

David Bowie



Intro

| Fmaj7 | G/B | Fmaj7 | G/B |

Verse 1:

C Em/B C Em/B
Ground Control to Major Tom. Ground Control to Major Tom,
Am C6 D
Take your protein pills And put your helmet on.
C Em
(10) Ground Control (9) to Major (8) Tom, (7, 6)
C Em
Commencing (5) countdown, Engines on, (4, 3, 2)
Am C6 D
Check ig-nition (1) And may God's love (*Liftoff*) be with you...

Weird Instrumental Bridge: | D | D | D |

Verse 2:

C E7 F
This is Ground Control to Major Tom. You've really made the grade.
Fm C F
And the papers want to know whose shirt you wear,
Fm C F
Now it's time to leave the capsule if you dare.
C E7 F
This is Major Tom to Ground Con-trol I'm stepping through the door,
Fm C F
And I'm floating in a most peculiar way,
Fm C F
And the stars look very different to-day.

Chorus:

Fmaj7 Em Fmaj7 Em
For here am I sitting in a tin can. Far above the world.
Bb Am G F
Planet Earth is blue - and there's nothing I can do...

Strum Break:

|| C C6 F C6 G A A || | Fmaj7 | G/B | A | C | D | E |
|| : ↑ ↑ ↓ ↓ ↓ ↓ ||
Clap
//

Verse 3:

C E7 F
Though I'm past one hundred thousand miles, I'm feeling very still,
Fm C F
And I think my spaceship knows which way to go,
Fm C F
Tell my wife I love her very much.... She knows,
G/B E7
Ground Control to Major Tom,
Am C6
Your circuit's dead, there's something wrong,
D F#dim/C*
Can you hear me, Major Tom? Can you hear me, Major Tom?
G/B
Can you hear me, Major Tom? Can you-



To difficult?
PLAY D7

Chorus:
Fma7 G/B
Here am I floating 'round my tin can,
Fma7 Em
Far above the Moon,
Bb Am G F
Planet Earth is blue and there's nothing I can do...

Strum Break:
|| C C6 F C6 G A A || | Fmaj7 | G/B | A | C | D | E |
|| : ↑ ↑ ↓ ↓ ↓ ↓ ||
Clap
//

End Tag:
|| C C6 F C6 G A A ||
|| : ↑ ↑ ↓ ↓ ↓ ↓ ||
Clap
//

SPOOKY

The Classic IV
Capo 1 for original key

E
Key

TIKI NATION
SECRET UKE CLUB TUNEBOOK

For Educational Purposes only. Not for Resale.

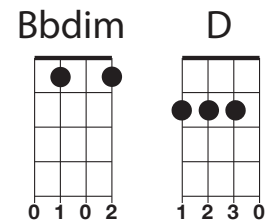
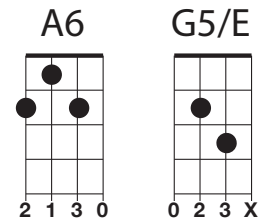
Intro: | G5/E* | A6** | G5 | F#m

In the [G5/E*] cool of the evening,
When [A6] everything is getting kinda [G5/E] groovy. [A6]
I [G5/E] call you up and [A6] ask you If you'd
like to go with me and see a movie. [G5/E] [A6]

At [G5/E] first you say no you've got some plans for tonight,
And then you [A6] stop! - And say, [Bbdim] "alright",
[G5/E] Love is kinda crazy with a [A6] spooky little girl
like [G5/E] you. [D]

You [G5/E] always keep me guessin',
I [A6] never seem to know what you are [G5/E] thinkin'. [A6]
And if a [G5/E] fellow looks at you,
It's for [A6] sure your little eye will be a-[G5/E]winking. [A6]

[G5/E] I get confused cause I don't know where I stand,
And then you [A6] smile and [Bbdim] my hand,
[G5/E] Love is kinda crazy with a [A6] spooky little girl like [G5/E] you,
[D] Spooky!



*G5/E means the bass player adds the **low E** note to complete the chord. The original guitar chord is an **Em7**, which translates poorly to the ukulele.

** **F#m** is referred to as an **A6** chord. It is played the same as an **F#m**, but by referring to it as an **A6** chord it yts into the Key of E more correctly.

Instrumental

||: G5/E | A6 ^{x4} :|| G5/E | G5/E | A6 | Bbdim | G5/E | A6 | G5/E | D ||

If you [G5/E] decide someday,
To [A6] stop this little game that you are [G5/E] playing. [A6]
I'm gonna [G5/E] tell you all what my
[A6] heart's been a-dying to be [G5/E]saying. [A6]

[G5/E] Just like a ghost, you've been a-haunting my dreams,
So I'll pro-[A6]pose on [Bbdim] Halloween,
[G5/E] Love is kinda crazy with a [A6] spooky little girl like [G5/E] you... [D] Spooky.

Outro:

Spooky! [G5/E] Oh whoa -al-right! [A6]
Spooky! [G5/E]Oh [A6] - yeah, yeah,
I said Spooky... [G5] hey yeah yeah. [F#m] *Fade out*

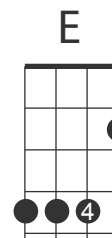
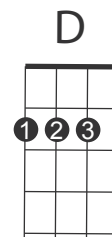
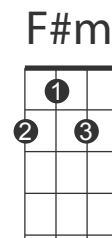
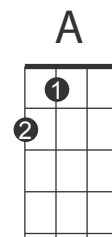
Stand By Me *Ben E. King*

Key of A



Verse 1

When the ^A night has come
^{F#m} And the land is dark
 And the ^D moon is the ^E only light we'll ^A see
 No I ^A won't be afraid
 Oh I ^{F#m} won't be afraid
 Just as ^D long as you ^E stand, stand by ^A me



Chorus

So darling, darling,
^A stand by me ^{F#m} Oh stand by me
 Oh ^D stand, ^E stand by me ^A ___ Stand by me

Verse 2

If the ^A sky that we look upon
^{F#m} Should tumble and fall
 Or the ^D mountain should ^E crumble to the ^A sea
 I won't ^A cry, I won't cry
 No I ^{F#m} won't shed a tear
 Just as ^D long as you ^E stand, stand by ^A me

Chorus

STAYIN' ALIVE

The Bee Gees

Fm
Key

TIKI NATION
SECRET UKE CLUB TUNEBOOK

TAB For Low G ukulele (g C E A)

For Educational Purposes only. Not for Resale.

Intro Solo

Fm Fm Bb Bb

Repeat Lick 2x
Only play the Bb
the 1st time
through

Verse 1:

Well, you can **[Fm]** tell by the way I use my walk,
I'm a **[Eb]** woman's man, no **[Fm]** time to talk.
[Fm] Music loud and women warm,
I've be **[Eb]** kicked around since **[Fm]** I was born.

Fm Eb Bb Cm

Pre-Chorus:

But now **[Bb]** it's all right, that's ok,
[Bb] You may look the other way,
[Bb] We can try to under-stand,
The **[Bb]** New York Times' effect on man.

Chorus:

[Fm] Whether you're a brother,
or whether you're a mother,
Your **[Fm]** Staying' Alive, (*staying' alive*),
[Fm] Feel the city breaking'
and everybody shaking'
I'm-a **[Fm]** stayin' alive, (*staying' alive*),
[Fm] Ah, ah, ah ah, **[Fm]** Stayin' Alive, (*staying' alive*)
[Fm] Ah, ah, ah ah,
[Fm] Stayin' Al- **[Eb]** i- **[Fm]** i- **[Cm]** i-ive.

Pre-Chorus:

Chorus:

Break: **[Play Lick]** | **Fm** | **Fm** |

Bridge: x2

[Bb] Life goin' nowhere, **[Bb]** somebody help me...
[Bb] somebody help me, **[Fm]** yeah. **[Fm]**
[Bb] Life goin' nowhere, **[Bb]** somebody help me,
[Fm] yeah...**[Play Lick]** | **Fm** | **Fm** |

Verse 3:

Well, you **[Fm]** can tell by the way I use my walk,
I'm a **[Eb]** woman's man, no **[Fm]** time to talk,
[Fm] Music loud and women warm,
I've been **[Eb]** kicked around since I **[Fm]** was born,

Pre-chorus:

Chorus:

Break: **[Play Lick]** | **Fm** | **Fm** |

Outro: Repeat 3X and fade out.

[Bb] Life goin' nowhere, **[Bb]** somebody help me,
[Bb] Somebody help me, **[Fm]** yeah.. **[Fm]**
[Bb] Life goin' nowhere, **[Bb]** somebody help me,
[Fm] yeah.. **[Fm]**

Break: | **Fm** | **Fm** | **[Play Lick]**

Fm Fm

Verse 2:

Well, now **[Fm]** I get low and I get high,
And if I **[Eb]** can't get either, I **[Fm]** really try,
Got the **[Fm]** wings of heaven on my shoes,
I'm a **[Eb]** dancing' man, and I **[Fm]** just can't loose.

Stray Cat Strut

- Stray Cats
Arr. for GCEA Uke by KEV



Cm Oohh... **Bb** Oohh... **Ab** Oohh... **G** Oohh... (X4)

Verse 1

Cm **Bb** **Ab** **G**
Black and orange stray cat sittin' on a fence.

Cm / **Bb** / **Ab** / **G** /

Cm **Bb** **Ab** **G**
Ain't got enough dough to pay the rent.

Cm / **Bb** / **Ab** / **G** /

Cm **Bb** **Ab** **G**
I'm flat broke but I don't care,

Cm **N.C.**
I strut right by with my tail in the air.

Verse 2

Fm **Eb** **Db** **C**
Stray cat strut I'm a ladies cat,

Fm **Eb** **Db** **C**
I'm a feline Casa nova hey man that's that.

Fm **Eb** **Db** **C**
Get a shoe thrown at me from a mean old man.

Fm **N.C.**
Get my dinner from a garbage can.

Solo chords

Cm Bb Ab G | **Cm Bb Ab G** | **Cm Bb Ab G** |
// // // // | // // // // | // // // // |
Cm Bb Ab G | **Cm Bb Ab G** | **Cm** |
// // // // | // // // // | !

Bridge:

Fm **Cm**
I don't bother chasing mice around.

Fm
I slink down the alley looking for a fight

D **Abm6** **Abdim**
howlin' to the moonlight on a hot summer night.

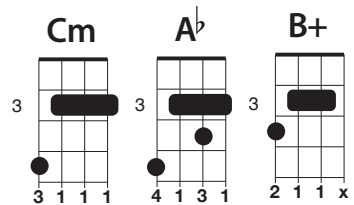
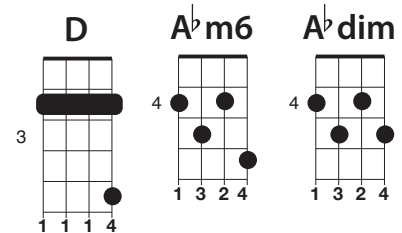
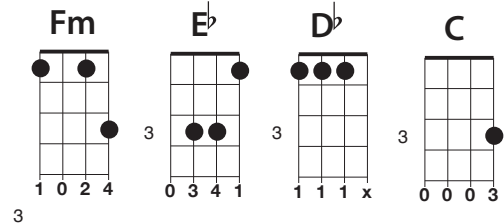
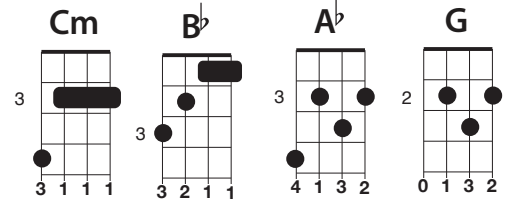
Verse 3

Cm **Bb** **Ab** **G**
Singin' the blues while the lady cats cry.

Cm **Bb** **Ab** **G**
Wild stray cat you're a real gone guy.

Cm **Bb** **Ab** **G**
I wish I could be as care-free and wild,

Cm **N.C.**
but I got cat class and I got cat style.



Cm Bb Ab G | **Cm Bb Ab G** |
// // // // | // // // // |

Cm	Ab B+	Cm	Ab B+
////	// //	////	// //
Cm	Ab B+	Cm	Ab B+
////	// //	////	// //
Cm	Ab B+	Cm	Ab B+
////	// //	////	// //
Cm	Ab B+	Cm	
////	// //	!	

Play **Bridge**, Play **Verse 3** then **Outro**

Outro: | **Cm Bb Ab G** | **Cm** |
// // // // | !

View TAB >>

STUCK IN THE MIDDLE AGAIN

Steelers Wheel

D
Key

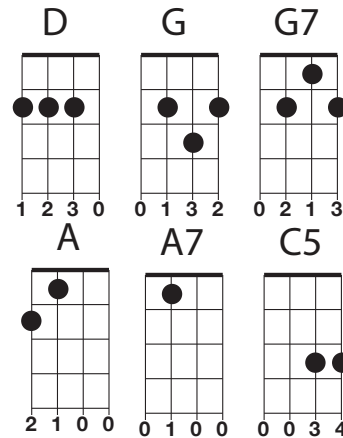
TIKI NATION
SECRET UKE CLUB TUNEBOOK

For Educational Purposes only. Not for Resale.

Intro: | D | D | D | D |

Verse 1:

Well, I [D] don't know why I came here tonight,
I got the [D] feelin' that somethin' ain't right,
I'm so [G7] scared in case I fall off my chair,
And I'm [D] wonderin' how I'll get down the stairs,
[A] Clowns to left of me [C5] jokers to the [G] right,
Here I [D] am stuck in the middle with you.



Verse 2:

Yes, I'm [D] stuck in the middle with you,
And I'm [D] wonderin' what it is I should do,
It's so [G] hard to keep this smile from my face ,
Lose con-[D]trol, yeah I'm all over the place,
[A] Clowns to left of me [C5] jokers to the [G] right.
Here I [D] am stuck in the middle with you.

Instrumental Break:

| D | D | D | D | G | G | D | D | A | C5 G | D | D |

Bridge:

Well, you [G] started off with nothin'.
And you're [G] proud that you're a
self-made [D] man. [D]
And your [G] family all come crawlin'
[G] Slap you on the back and say,
[D] ↓ Ple-e-e-e-e-ease...
[A7] ↓ Ple-e-e-e-e-ease...
| D | D | D | D |

Bridge:

Well, you [G] started off with nothin' ,
And you're [G] proud that you're a
self-made [D] man. [D]
And your [G] family all come crawlin'
[G] Slap you on the back and say,
[D] ↓ Ple-e-e-e-e-ease...
[A7] ↓ Ple-e-e-e-e-ease ...
| D | D | D | D |

Verse 3:

[D] Tryin' to make some sense of it all,
But I can [D] see it makes no sense at all ,
Is it [G7] cool to go to sleep on the floor?
I don't [D] think that I can take any more,
[A] Clowns to left of me [C5] jokers to the [G] right.
Here I [D] am stuck in the middle with you.

Verse 4:

Well, I [D] don't know why I came here tonight,
I got the [D] feelin' that somethin' ain't right,
I'm so [G] scared in case I fall off my chair,
And I'm [D] wonderin' how I'll
get down those stairs.
[A] Clowns to left of me,
[C5] jokers to the [G] right,
Here I [D] am stuck in the middle with you.

Outro:

'Yes I'm [D] stuck in the middle with you,
[D] Stuck in the middle with you ...
[D] Stuck in the middle with you ...
Here I [D] am stuck in the middle with you. [D]↓ [D]↓

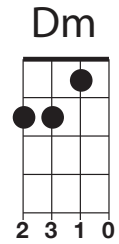
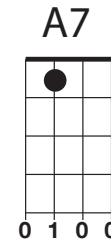
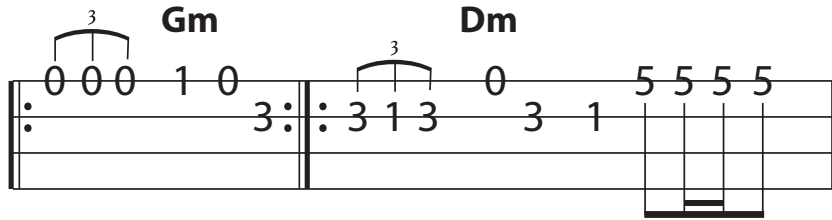
SWAY

Michael Bublé

Dm
Key

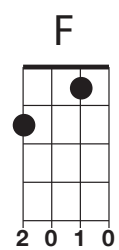
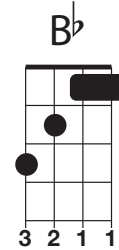
TIKI NATION
SECRET UKE CLUB TUNEBOOK

For Educational Purposes only. Not for Resale.



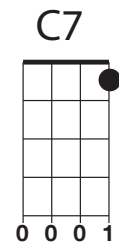
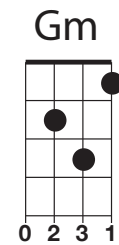
Verse 1:

When the marimba rhythms [**A7**] start to play,
Dance with me, [**Dm**] Make me sway.
Like a crazy ocean [**A7**] Hugs the shore,
Hold me close, [**Dm**] Sway me more.



Verse 2:

Like a flower bending [**A7**] in the breeze,
Bend with me, [**Dm**] sway with ease.
When we dance you have a-**[A7]**way with me,
Stay with me, [**Dm**] sway with me.



Bridge:

Other dancers may be [**C7**] on the floor,
Dear, but my eyes will [**F**] see only you.
Only you have that [**A7**] magic technique
When we sway I go [**Bb**] We- [**A7**] -ak!

Verse 3:

I can hear the sound of [**A7**] vi-o-lins,
Long be-fore, it [**Dm**] begins,
Make me thrill as only [**A7**] you know how,
Sway me soon, [**Dm**] Sway me now.

Solo Break:

| **Gm** | **Gm** | **Dm** | **Dm** | **Gm** | **Gm** | **Dm** |

Repeat Bridge:

Repeat Verse 3:

Repeat Verse 1:

End

SWEET CAROLINE

Neil Diamond

(Capo Fret 2 to Play with Original Recording)

A
Key

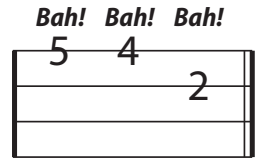
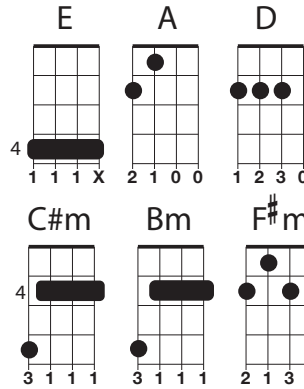
TIKI NATION
SECRET UKE CLUB TUNEBOOK

For Educational Purposes only. Not for Resale.

Intro: | E | E | E | E | See Intro & Solo TAB below

Verse 1:

[A] Where it began [D] I can't begin to knowing,
 [A] But then I know it's grown' [E] strong,
 [A] Was in the spring,
 [D] then spring became a summer,
 [A] Who'd have believed you'd come a-[E]long.



Pre-Chorus:

[A] Hands, [F#m] touching hands,
 [E] Reaching out, [D] touching me,
 touching [E] you.

Chorus:

[A] Sweet Caro-[D]line, ^{SINGLE NOTES} [D C# F#]
 [D] good times never seemed so [E] good.
 (So good! So good! So Good!)
 [A] I'd be in-[D]clined (Bah Bah Bah!) ^{SINGLE NOTES} [D C# F#]
 [D] to believe they never [E] would,
 [D] But [C#m] now [Bm] I...

Chorus:

[A] Sweet Caro-[D]line, ^{SINGLE NOTES} [D C# F#]
 [D] good times never seemed so [E] good.
 (So good! So good! So Good!)
 [A] I'd be in-[D]clined (Bah Bah Bah!) ^{SINGLE NOTES} [D C# F#]
 [D] to believe they never [E] would,
 [D] Oh [C#m] no [Bm] no...

Instrumental: | E | E | E | E | See TAB Below

Verse 2:

[A] Look at the night [D] and it don't seem so lonely,
 [A] We fill it up with only [E] two,
 [A] And when I hurt,
 [D] hurting runs off my shoulder,
 [A] How can I hurt when holdin' [E] you?

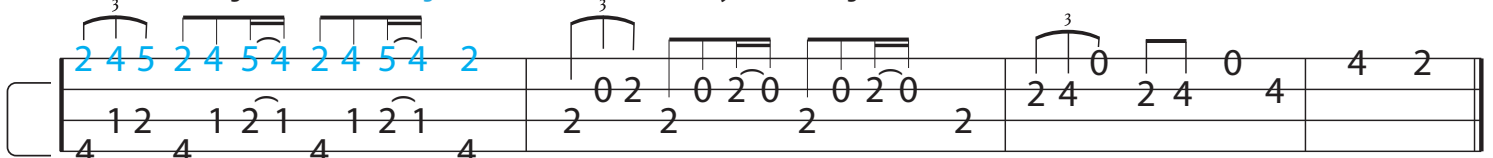
[Pre-Chorus]

[A] Warm, [F#m] touching warm,
 [E] Reaching out, [D] touching me,
 touching [E] you.

Chorus/Outro:

[A] Sweet Caro-[D]line, (Bah Bah Bah!) ^{SINGLE NOTES} [D C# F#]
 [D] Good times never seemed so [E] good.
 (So good! So good! So Good!)
 [A] I've been in-[D]clined (Bah Bah Bah!) ^{SINGLE NOTES} [D C# F#]
 [D] to believe they never [E] would.
 [A] Sweet Caro-[D]line, (Bah Bah Bah!) ^{SINGLE NOTES} [D C# F#]
 [D] Good times never seemed so [E] good.
 (So good! So good! So Good!)
 [A] I've been in-[D]clined (Bah Bah Bah!) ^{SINGLE NOTES} [D C# F#]
 [D] to believe they never [E] would. **End.**

Intro/Solo arranged for HIGH G strung ukulele or LOW G (Low G Players Use Strings 3 & 4 in Measure 1)



SWEET HOME ALABAMA

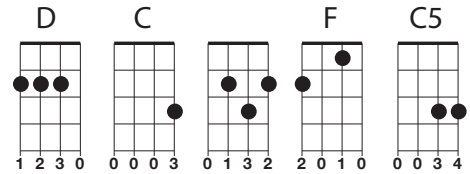
Lynyrd Skynyrd

G
Key

TIKI NATION
SECRET UKE CLUB TUNEBOOK

For Educational Purposes only. Not for Resale.

Intro: *One, two, three* | **D C G G** | *Turn it up* | **D C G G** |
| **D C G G** | **D C G G** |



Verse 1:

[D] Big [C] wheels keep on [G] turnin', [G]
[D] Carry me [C] home to see my [G] kin, [G]
[D] Singin' [C] songs about the [G] southland [G]
[D] I miss 'ole [C] 'bamy once a-[G]gain, [G]
And I think it's a sin... yeah

Solo Break : | **D C G G** | **D C G G** |

Verse 2:

[D] Well I heard Mr. [C] Young sing a-[G]bout her, [G]
[D] Well, I heard ole' [C] Neil put her [G] down, [G]
Well I [D] hope Neil [C] Young will re-[G]member, [G]
A [D] Southern [C] man don't need him
a-[G]round, anyhow [G]

Chorus:

[D] Sweet [C] home Ala-[G]bama, [G]
[D] Where the [C] skies are so [G] blue, [G]
[D] Sweet [C] home Ala-[G]bama, [G]
[D] Lord, I'm [C] coming home to [G] you [F] [C]



Short Solo: | **D C G G** | **D C G G** |

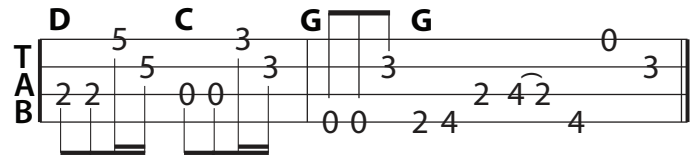
Verse 3:

In [D] Birming-[C]ham they love the [G] gov-ner
↓ [F] Boo! ↓ [C] Boo! [D] Boo!
Now we all [C] did what we could [G] do, [G]
Now [D] Water-[C]gate does not [G] bother me, [G]
[D] Does your [C] conscience bother [G] you?
Tell the [G] truth

Chorus:

[D] Sweet [C] home Ala-[G]bama, [G]
[D] Where the [C] skies are so [G] blue, [G]
[D] Sweet [C] home Ala-[G]bama, [G]
[D] Lord, I'm [C] coming home to [G] you, [G]
Here I come Alabama

Main Riff - Low G Ukulele



View TAB >

Long Solo: ||: **D C G G** | **D C G G** :|| X4

Solo Break : | **D C G G** | **D C G G** |

Verse 4:

Now [D] Muscle [C] Shoals has got the [G] Swampers, [G]
N' [D] they been [C] known to pick a song or
[G] two (*Yes, they do*) [G]
[D] Lord, they [C] get me off [G] so much, [G]
They [D] pick me [C] up when I'm feeling [G] blue,
Now how 'bout [G] you?

Chorus:

[D] Sweet [C] home Ala-[G]bama, [G]
[D] Where the [C] skies are so [G] blue, [G]
[D] Sweet [C] home Ala-[G]bama, [G]
[D] Lord, I'm [C] coming home to [G] you
↓ [F] ↓ [C]
[D] Sweet [C] home Ala-[G]bama, [G]
(Oh, sweet home)
[D] Where the [C] skies are so [G] blue, [G]
(And the governor's true)
[D] Sweet [C] home Ala-[G]bama, [G]
(Lordy)
[D] Lord, I'm [C] coming home to [G] you
(ooo ooo Yeah, yeah) [G]

Fade

Outro (Piano) Solo Break: ||: **D C G G** | **D C G G** :|| X3

SWEET HOME ALABAMA

Lynyrd Skynrd



TheTikiNation.com

INTRO for Low G

TAB

D 5 C 3 G G

2 2 5 0 0 3 0 0 2 4 2 4 0 3

D 5 C 3 G G

2 2 5 0 0 3 0 0 0 2 0 0 4 0 0 4

5 3 G G

2 2 5 0 0 3 0 0 2 4 2 4 0 3

5 3 G G

2 2 5 0 0 3 0 0 0 2 4 3

FUN BITS

Lynyrd Skynrd has three amazing guitarists all playing fancy lead guitar parts at the same time. I've isolated a couple of the **Main Licks of the song** and transcribed them specifically for **Low G ukulele**. If you are a member of **theTikiNation.com** you will find more complete Uke TABS that include **High G transcriptions** and video lessons on how to play the techniques and read the TABS.

I made this cheat sheet to include in our Sneaky Tiki Secret Club Tune Book. I was inspired to add it after I forgot all the licks and got some dirty looks from the singers. I don't want that to happen to you!

< Back To Song

SOLO BREAK for Low G

Transcribed by KEV
for Low G Ukulele (g4 C3 E2 A1)

TAB

D C

5 5 5 7 5 3 3 5 6 2 4 4 0

G

2 4 2 3 3 0 2 4 2

SWEET HOME CHICAGO

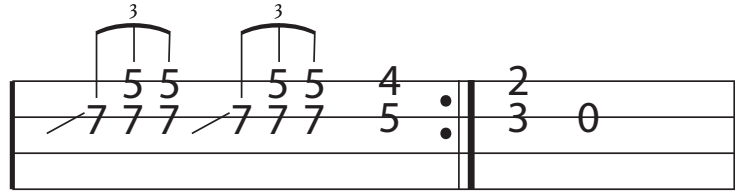
The Blues Brothers

Key of E

SNEAKY TIKI

UKULELE MEETUP & SOCIAL CLUB
SAN DIEGO, CALIFORNIA

Easy Intro Lick



Come [E] on...

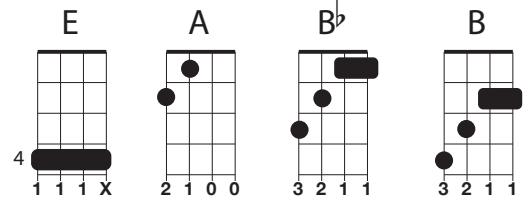
[A] Baby don't you wanna' [E] roll?

Oh come [A] on...

Baby don't you wanna' [E] go?

Back to the [B7] same old place

[A] Sweet Home Chi-[E]cago [A] [B]



Come [E] on...

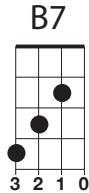
[A] baby don't you wanna' [E] go?

Hi-dee [A] Hey,

Baby don't you wanna' [E] go?

Back to the [B7] same old place

[A] Sweet Home Chi-[E]cago



Break out 1:

Well, [E] One and one is two

[E] Six and two is eight,

[E] Come on baby...

Don't you [E7] make me late

Break out 2:

[E] Six and three is nine

[E] Nine and nine is eighteen

[E] Look there Brother Baby

And you'll [E7] see what I mean

Hi-dee [A] Hey...

Baby don't you wanna' [E] go?

Back to the [B7] same old place

[A] Sweet Home Chi-[E]cago

Hi-dee [A] Hey, baby don't you wanna' [E] go?

Back to the [B7] same old place,

[A] Sweet Home Chi-[E]cago [A] [Bb] [B]

Come [E] on...

[A] baby don't you wanna' [E] go?

Hi-dee [A] Hey,

Baby don't you wanna' [E] go?

Back to the [B7] same old place

[A] Sweet Home Chi-[E]cago [A] [Bb] [B]

Come [E] on...

[A] baby don't you wanna' [E] go?

Oh, Come [A] on...

baby don't you wanna' [E] go

Back to the [B7] same old place

[A] Sweet Home Chi-[E]cago [A] [Bb] [B]

Solo

SWEET PEA

Amos Lee

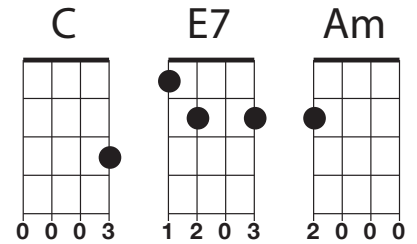


For Educational Purposes only. Not for Resale.

Intro: | C | E7 | Am | D | C Am | F G | C Am | F G |

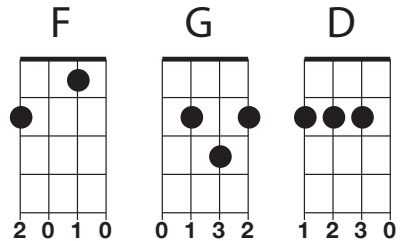
Verse 1:

[C] Sweet Pea [E7] Ap-ple of my eye,
[Am] Don't know when, and I [D] don't know why.
[C] You're the only [Am] reason
I [F] keep on [G] coming [C] home. [Am] [F] [G]



Verse 2:

[C] Sweet Pea, [E7] What's it all about?
[Am] Don't get your way, all you [D] do is fuss and pout.
[C] You're the only [Am] reason
I [F] keep on [G] coming [C] home. [Am] [F] [G]



Bridge:

I'm like the [E7] Rock of Gibraltar, I always seem to falter,
And the [Am] words just get in the way.
Oh I [D] know I'm gonna' crumble,
I'm trying to stay humble,
But I [G] never [G] think be-fore I see...

Instrumental:


| C | E7 | Am | D | C Am | F G | C Am | F G |

Verse 3 / outro:

[C] Sweet Pea, [E7] pep-per of my soul,
[Am] I know sometimes I'm [D] out'a control,
[C] You're the only [Am] reason I [F] keep on [G] coming,
[C] You're the only [Am] reason I [F] keep on [G] coming,
[C] You're the only [Am] reason I [F] keep on [G] coming, [C] home [G] [C]

TAKE IT EASY

The Eagles

Intro: ||: **G** 2 3 4 | **C5** 2 3 4 | **D** 2 3 4 :|| Then Play Lick 

Well, I'm **[G]** running down the road tryin' to loosen my load,
I've got seven women **[D]** on my **[C]** mind.
[G] Four that wanna own me, **[D]** two that wanna stone me,
[C] One says she's a friend of **[G]** mine.

Chorus:

Take It **[Em]** easy, **[Em]** take it **[C]** ea-**[G]**sy...
Don't let the **[Am]** sound of your own **[C]** wheels drive you **[Em]** crazy.
Lighten up **[C]** while you still **[G]** can,
Don't even **[C]** try to under-**[G]**stand,
Just find a **[Am]** place to make your **[C]** stand and take it **[G]** easy. **[G]**
Lick: | **G** | **G** |

Well, I'm a **[G]** standing on a corner in Winslow, Arizona,
And such a fine **[D]** sight to **[C]** see.
It's a **[G]** girl, my Lord, in a **[D]** flat-bed Ford,
Slowin' **[C]** down to take a look at **[G]** me.

Bridge:

Come on, **[Em]** ba-**[D]**by, don't say **[C]** may-**[G]**be,
I gotta **[Am]** know if your sweet **[C]** love is gonna **[Em]** save me.
[Em] We may **[C]** lose, and we may **[G]** win,
Though we will **[C]** never be here a-**[G]**gain,
So open **[Am]** up, I'm climbin' **[C]** in, So take it ea-**[G]**sy. **[G]**

Solo: | **G** | **G** | **G** | **D** | **C** | **G** | **D** | **C** | **G** | **Em** | **D** | **C** | **G** | **Am** | **C** | **Em** | **Em** | **D** - |

Well I'm **[G]** running down the road trying to loosen my load,
Got a world of trouble **[D]** on my **[C]** mind.
[G] Lookin' for a lover **[D]** who won't blow my cover,
She's **[C]** so hard to **[G]** find.

Chorus 2:

Take it **[Em]** easy, take it **[C]** ea-**[G]**sy,
Don't let the **[Am]** sound of your own **[C]** wheels make you **[Em]** crazy.
Come on **[C]** ba-**[G]**by, don't say **[C]** may-**[G]**be, **Stop**
I gotta **[Am]** know if your sweet **[C]** love is gonna **[G]** save me ...
↓ 1 2 3 4

Outro:

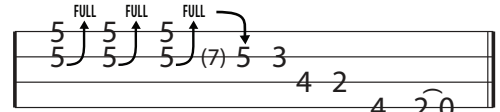
||: **[C]** Ooo oo ooo **[C]** Ooo oo ooo **[G]** Ooo oo oo **[G]** Ooo oo oo :|| **X2**
[C] Ooo oo ooo, **[C]** Ooo oo ooo, Oh we got it **[G]** Eee-**[F]**-eee-**[C]** zeee
We ought to take it **[G]** Eee-**[F]**-eee - **[C]** zeee... **[G]** **[End]**

G
Key

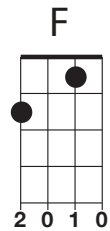
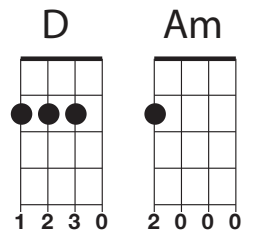
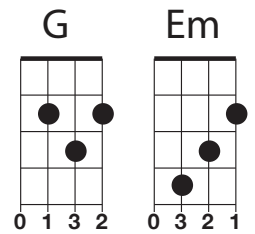
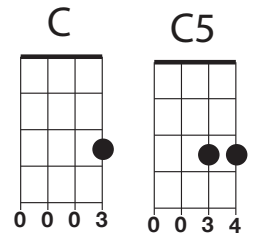
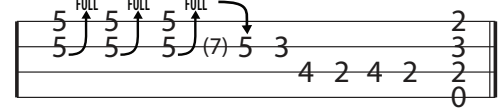
TIKI NATION
SECRET UKE CLUB TUNEBOOK

For Educational Purposes only. Not for Resale.

Low G Intro Lick



High G Intro Lick (Close Enough for Rock & Roll!)



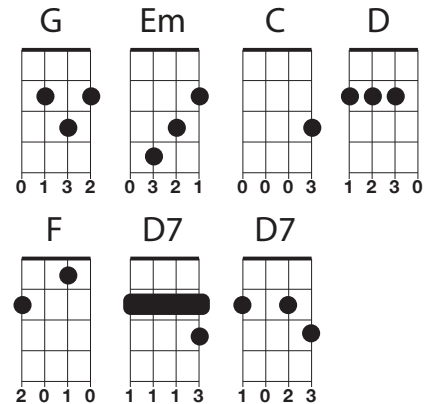
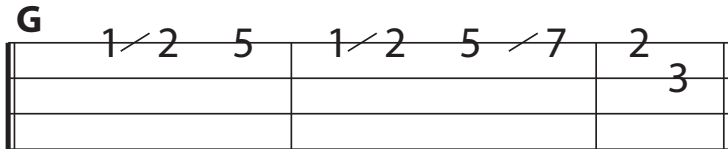
TAKE ME HOME COUNTRY ROADS

SNEAKY TIKI
SECRET CLUB TUNEBOOK

John Denver

KEY of: G. (To play in the original key of A capo fret 2.)

Intro: Start by strumming a **G** chord. Then add the lead part.



Verse 1:

[G] Almost heaven, [Em] West Virginia,
[D] Blue Ridge Mountains,
[C] Shenandoah [G] River.
[G] Life is old there, [Em] older than the trees.
[D] Younger than the mountains,
[C] growin' like a [G] breeze.

Chorus:

Country [G] roads, take me [D] home,
To the [Em] place I be-[C]long,
West Vir-[G]ginia, mountain [D] mama,
Take me [C] home, country [G] roads.

Chorus X2:

Country [G] roads, take me [D] home,
To the [Em] place I be-[C]long,
West Vir-[G]ginia, mountain [D] mama,
Take me [C] home, country [G] roads.

Verse 2:

All my [G] memories [Em] gather 'round her,
[D] Miner's lady, [C] stranger to blue [G] water,
[G] Dark and dusty, [Em] painted on the sky,
[D] Misty taste of moonshine,
[C] teardrop in my [G] eye.

Outro:

Take me [D] home, (*down*) country [G] roads...
Take me [D] home, (*down*) country [G] roads.
END.

Chorus:

Bridge:

[Em] I hear her [D] voice in the
[G] mornin' hour, she calls me,
The [C] radio re-[G]minds me of
my [D] home far away.
And [Em] drivin' down the [F] road,
I get a [C] feelin' that I [G] should've been home
[D] yesterday, [D7] yesterday'

TAKIN' CARE OF BUSINESS

Bachman Turner Overdrive



TIKI NATION
SECRET UKE CLUB TUNEBOOK

For Educational Purposes only. Not for Resale.

Intro: ||: C Bb | F C :||

You [C] get up in the morning,
From the [Bb] arm clock's warning,
Take the [F] 8:15 into the [C] City.

There's a [C] whistle up above,
And people [Bb] pushin' people shoving'
And the [F] girls who try to look [C] pretty.

And if your [C] train's on time,
You can [Bb] get to work by nine,
And [F] start your slaving job to get your [C] pay.

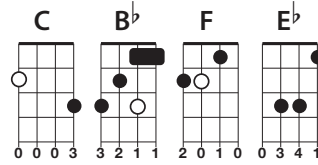
If you [C] ever get annoyed,
Look at [Bb] me I'm self employed,
I [F] love to work at nothing all [C] day.
And I'll be-

Chorus:

[C] Taking care of business [Bb] (every day),
[F] Taking care of business [C] (every way),
I've been [C] taking care of business
[Bb] (it's all mine),
[F] Taking care of business and
[C] working over-time.
(Work out...)

Solo: ||: C Bb | F C :||

If it were [C] easy as fishing',
You could [Bb] be a musician,
If you could [F] make sounds loud or [C] mellow.



Get a [C] second-hand guitar,
Chances [Bb] are you'll go far,
If you [F] get in with the right bunch of
[C] fellows,

People [C] see you have fun,
Just a [Bb] lying in the sun,
[F] Tell them that you like it this [C] way.

It's the work that we avoid,
And we're all [Bb] self-employed,
We [F] love to work at nothing all [C] day,
And we be-

Chorus: (Mercy) (Who) (Alright)
(Who... Fantastic!)

Rock Break- 2x instrumental

[C] ↓↓ [F] ↓↓↓ Take good care...
[Eb] of my [Bb] bus-in-ess,
 ↓ ↓ ↓ ↓ ↓
[C] ↓↓ [F] ↓↓↓ When I'm away...
[Eb] Ev-ery [Bb] day.
 ↓ ↓ ↓ ↓ ↓

Chorus: Whooo ||: C Bb | F C :||

Drums & Clapping & Vocals only.

[C] Takin' care of business [Bb] (every day)
[F] Takin' care of business [C] (every way)
[C] Takin' care of business [Bb] (It's all mine)
[F] Takin' care of business,
[C] and working overtime... *Fade out.*

Teach Your Children Key of D

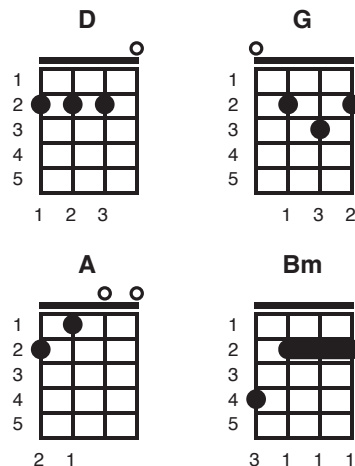
Crosby, Stills, Nash



Intro: **D G D A**
 // // // //

Verse 1:

D G
 You, who are on the road,
D A
 must have a code, that you can live by.
D G
 And so, become your-self,
D A
 because the past, is just a good-bye.



Chorus:

D G
 Teach, your children well,
D A
 their father's hell, did slowly go by,
D G
 And feed, them on your dreams,
D
 the one they picks,
A
 the one you'll know by.

Chorus 2:

D G
 Teach, your parents well,
D A
 their children's hell, will slowly go by.
D G
 And feed, them on your dreams,
D A
 the one they picks, the one you'll know by.

Bridge:

D G
 Don't you ever ask them why,
D
 if they told you, you would die,
Bm G A
 So just look at them and si- i-gh
D G D A
 and know they love you. // // //

Bridge 2:

D G
 Don't you ever ask them why,
D
 if they told you, you would cry,
Bm G A
 So just look at them and si- i-gh
D
 and know they love you.
G D A D A D
 // // // // / /

Verse 2:

D G
 And you, of the tender years,
D
 can't know the fears,
A
 that your elders grew by.
D G
 And so please help, them with your youth,
D A
 they seek the truth before they can die.

All Chord Sheets for Educational purposes only. Original copyrights may apply.

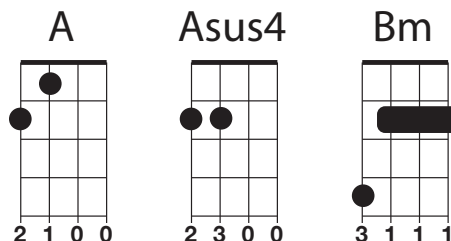
TENNESSEE WHISKEY

SNEAKY TIKI
SECRET CLUB TUNEBOOK

Chris Stapleton

KEY of: A

Intro: | A | Bm | Bm | A |



Verse 1:

[A] Used to spend my nights out in a [Bm] bar room,

[Bm] Liquor was the only love I've [A] known. [Asus4] [A]

[A] But you rescued me from reachin' for the [Bm] bottom,
and brought me [Bm] back from being

too far [A] gone. [Asus4] [A]

Chorus:

You're as [A] smooth as Tennessee [Bm] whiskey,

You're as [Bm] sweet as strawberry [A] wine. [Asus4] [A]

You're as [A] warm as a glass of [Bm] brandy.

And honey, I stay [Bm] stoned on your love all the

[A] time. [Asus4] [A]

Chorus:

You're as [A] smooth as Tennessee [Bm] whiskey,

You're as [Bm] sweet as strawberry [A] wine. [Asus4] [A]

You're as [A] warm as a glass of [Bm] brandy,

And honey, I stay [Bm] stoned on your love all the

[A] time. [Asus4] [A]

Verse 2:

I've looked for [A] love in all the same old [Bm] places,

Found the [Bm] bottom of a bottle's always [A] dry. [Asus4] [A]

But when you [A] poured out your heart I didn't [Bm] waste it,

'Cause there's [Bm] nothing like your love to get me [A] high...,

[Asus4] [A]

Outro:

You're as [A] smooth as Tennessee [Bm] whiskey,

Tennessee [Bm] whiskey.

Tennessee [A] whiskey, [Asus4] [A]

You're as [A] smooth as Tennessee [Bm] whiskey,

Tennessee [Bm] whiskey, Tennessee [A] whiskey.

Chorus:

You're as [A] smooth as Tennessee [Bm] whiskey

You're as [Bm] sweet as strawberry [A] wine. [Asus4] [A]

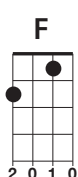
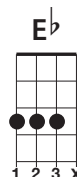
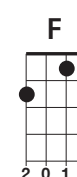
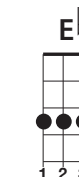
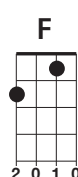
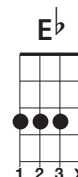
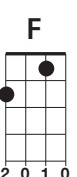
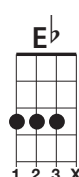
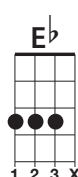
You're as [A] warm as a glass of [Bm] brandy,

And honey, I stay [Bm] stoned on your love all the [A] time..

[Asus4] [A]

Solo: | A | Bm | A | Bm | x2

TIKI TEQUILA


								
2 0 1 0	1 2 3 X	2 0 1 0	1 2 3 X	2 0 1 0	1 2 3 X	2 0 1 0	1 2 3 X	1 2 3 X
1 &	2	Ta Ta Ta	Trip-O-let	1 &	2	3	& a	Trip-O-let
↓ ↓	↓	↓ ↑ ↓	↓ ↑ ↓	↓ ↓	↓	↓	↑ ↓	↓ ↑ ↓
				1 &	2	Oh	no- a	Trip-O-let

Tiki Tequila


♩ = 140

A Part 1

Ukulele



B Part 2

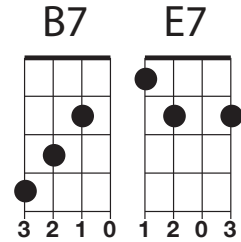
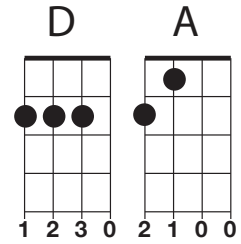
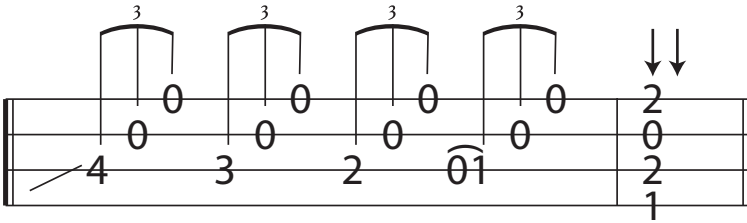


Note: **This is a Quick Gliss.**
It can be omitted or played by a second person. It is very fast.

THAT'LL BE THE DAY

Buddy Holly

KEY of: A



Chorus:
Well, [D] that'll be the day when you say good-bye,
Yes, [A] that'll be the day when you make me cry.
You [D] say you're gonna leave, you know it's a lie,
'Cause [A] that'll be be the day- [E7] when I [A] die.

Verse 1:
We'll, you [D] give me all your lovin'
and your [A] turtle Dovin',
[D] All your hugs and kisses
and your [A] money, too.
Well, [D] you know you love me baby,
[A] still you tell me maybe,
[B7] That someday well [E7] I'll be blue.

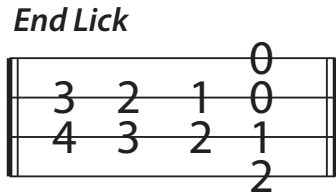
Repeat Chorus:

Instrumental Break:
| A | A | D | A | E7 D | A E7 |

Repeat Chorus:

Verse 2:
We'll, when [D] cupid shot dart,
[A] he shot it at your heart.
[D] So if we ever part then [A] I'll leave you,
[D] You sit and hold me an' you [A] tell me boldly,
[B7] That someday well [E7] I'll be blue..

Chorus / Outro:
Well, [D] that'll be the day when you say good-bye.
Yes, [A] that'll be the day when you make me cry.
You [D] say you're gonna leave, you know it's a lie,
'Cause [A] that'll be be the day- [E7] when I [A] die.
Well, [D] That'll be the day, woohoo!
[A] That'll be the day, woohoo!
[D] That'll be the day, woohoo!
[A] That'll be the day. [E7] [A]



THAT'S ALL RIGHT

Elvis Presley



TIKI NATION
SECRET UKE CLUB TUNEBOOK

For Educational Purposes only. Not for Resale.

Intro: | A | A | A

Chorus:

Well, [A] that's all right, mama,
[A] That's all right for you,
[A] That's all right, mama, just [A7] anyway you do.
Well, that's all [D7] right, that's all [D7] right,
That's all [E7] right now, mama, [E7] anyway you [A] do.

Verse 1:

[A] Well, Mama, she done told me,
[A] Papa done told me too,
[A] "Son, that girl you're fooling with,
She [A7] ain't no good for you".
But that's all [D7] right, that's all [D7] right,
That's all [E7] right now, mama, [E7] anyway you [A] do.

Instrumental break:

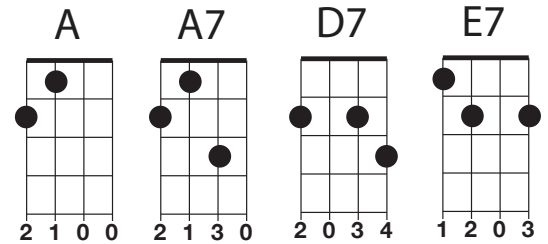
| A | A | A | A7 | D7 | D7 | E7 | E7 | A | A |

Verse 2:

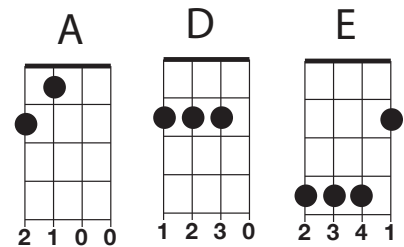
I'm [A] leaving town, baby,
I'm [A] leaving town for sure,
Well, [A] then you won't be bothered with me,
[A7] hanging around your door,
But that's all [D7] right, that's all [D7] right,
That's all [E7] right now, mama, [E7] anyway you [A] do.

Outro:

Ah [A] Da da dee-dee,
[A] Dee dee, dee-dee,
[A] Dee dee, dee dee,
I need your [D7] lovin'... [D7] that's all right,
That's all [E7] right now, mama,
[E7] anyway you [A] do.



Note: Elvis always strummed the **A D** and **E** Major Chords. His band added the dominant 7th Chords.



THAT'S AMORE

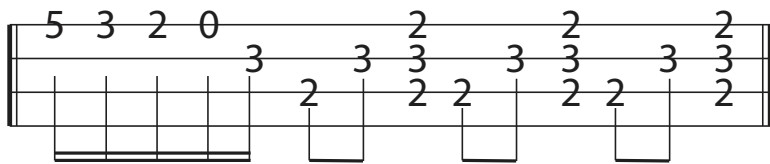
Dean Martin, 1952

KEY of: G

SNEAKY TIKI
SECRET CLUB TUNEBOOK

Intro:

[Gm] In Napoli where love is [Cm] king,
When boy meets [Gm] girl here's what they [D7] say...



When the [G] moon hits your [Gmaj7] eye, like a
[G6] big pizza [Gmaj7] pie that's am-[D7]ore [Am]
[D7] [Am] When the [D7] world seems to [Am] shine
Like you've [D7] had too much [Am] wine
that's am-[G]ore [Gmaj7] [G6] [Gmaj7]

Bells will [G] ring "ting-a-ling-a-[Gmaj7]ling"
"ting-a-ling-a-[G6]ling"
And you'll [Gmaj7] sing vita-[D7]bella [Am][D7] [Am]
Hearts will [D7] play "tippy tippy [Am]tay"
"tippy tippy [D7]tay" like a [Am] gay ta-ran-[G]tella
[Gmaj7] [G6] [Gmaj7]

When the [G] stars make you [Gmaj7] drool
Just like a [G6] pasta fa- [Gmaj7]zool
that's am-[D7]ore [Am][D7] [Am]
When you [D7] dance down the [Am] street
with a [D7] cloud at your [Am] feet
You're in [B7] love [E7 strum once and hold] *

[*Single Strums until D7]

When you [Am] walk in a dream
But you [Gdim] know you're not dreaming sign-[G]ore
Scu-zza [D7] me but you [Am] see back in [D7] old
Na-po-[Am]li that's am-[G]ore...[G] [D] [E] [D]!



[*No Key Change]

When the [G] moon hits your [Gmaj7] eye like
a [G6] big pizza [Gmaj7] pie that's am-[D7]ore [Am]
[D7] [Am] When the [D7] world seems to [Am] shine
Like you've [D7] had too much [Am] wine
that's am-[G]ore [Gmaj7] [G6] [Gmaj7]

Bells will [G] ring "ting-a-ling-a-[Gmaj7]ling"
"ting-a-ling-a-[G6]ling"

And you'll [Gmaj7] sing vita-[D7]bella [Am][D7] [Am]
Hearts will [D7] play "tippy tippy [Am]tay"
"tippy tippy [D7]tay" like a [Am] gay ta-ran-[G]tella
[Gmaj7] (*lucky fella*) [G6] [Gmaj7]

When the [G] stars make you [Gmaj7] drool
Just like a [G6] pasta fa- [Gmaj7]zool that's
am-[D7]ore [Am] [D7] [Am]

When you [D7] dance down the [Am] street
with a [D7] cloud at your [Am] feet

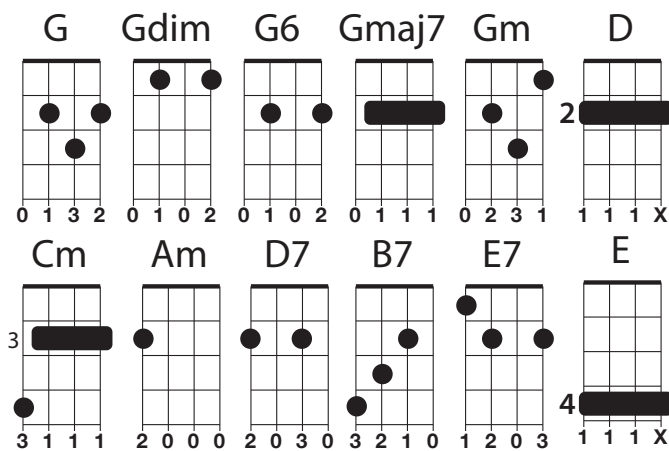
You're in [B7] love [E7 strum once and hold] *

[*Single Strums until D7]

When you [Am] walk in a dream
But you [Gdim] know you're not dreaming
sign-[G]ore
Scu-zza [D7] me but you [Am] see back in
[D7] old Na-po-[Am]li that's am-[G]ore

Outro:

Scu-zza [D7] me but you [Am] see back in
[D7] old Na-po-[Am]li that's.....
am-[G]ore!



THE FOX NICKLE CREEK

Traditional Key of G
(Capo 2 for Original)



Verse 1:

The [G] fox went out on a chilly night,
He prayed for the moon to [D] give him light,
For he'd [G] many a mile to [C] go that night,
Be-[G]fore he [D] reached the [G] town-o,
[D] town-o, [G] town-o he had [C] many a mile to
[G] go that night be-[D]fore he reached the [G] town-o!

Verse 2:

He [G] ran till he came to the farmers pen
The ducks and the geese were [D] kept therein,
He said: "A [G] couple of you are gonna
[C] grease my chin be-[G]fore I [D] leave this [G] town-o,
[D] Town-o, [G] town-o a [C] couple of you
are going to [G] grease my chin,
be-[D]fore I leave this [G] town-o.

Solo: | G | GD | GC | GDGG | DG | CG | DG

Verse 3:

He [G] grabbed the gray goose by the neck
He threw a duck a-[D]cross his back,
And he [G] didn't mind the [C] quack-quack quack,
And the [G] legs all [D] danglin' [G] down-o,
[D] Down-o, [G] down-o he [C] didn't mind the
[G] quack-quack quack,
And the [D] legs all danglin' [G] down-o.

Verse 4:

Well the [G] old gray women jumped out of bed,
Out of the window she [D] popped her head,
Cryin': [G] "John, John, the gray [C] goose is gone,
The [G] fox is [D] on the [G] town-o",
[D] Town-o, [G] town-o [C] John, John the gray [G] goose
is gone and the [D] fox is on the [G] town-o!

Solo: | G | GD | GC | GDGG | DG | CG | DG

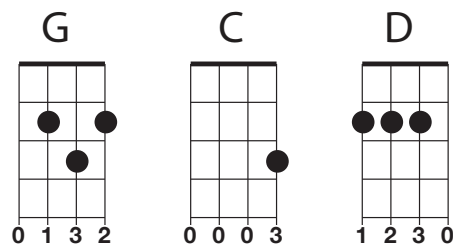
Verse 5:

He [G] ran till he came to his nice warm den,
And there were the little ones [D] eight, nine, ten.
Sayin' [G] daddy, daddy, better go [C] back again,
It [G] must be a [D] mighty fine [G] town-o.
[D] Town-o, [G] town-o [C] Daddy, daddy, go [G] back again,
for it [D] must be a mighty fine [G] town-o.

Verse 6:

The [G] fox and his wife, without any strife,
They cut up the goose with a [D] fork and a knife,
And they [G] never had such a [C] supper in their life,
And the [G] little ones [D] chewed on the [G] bones-o,
[D] Bones-o, [G] bones-o they [C] never had such a
[G] supper in their life, and the
[D] little ones chewed on the [G] bones

Solo: | G | GD | GC | GDGG | DG | CG | DG



THE JOKER

Steve Miller Band



Intro: [F] [Bb] [C] [Bb] [F]
// // // // //

Verse 1:

[F] Some [Bb] people call me the space [C] cowboy...[Bb] yeah
[F] Some [Bb] call me the gangster of [C] love [Bb]
[F] Some [Bb] people call me [C] Maurice [Bb]
'Cause I [F] speak of the [Bb] pompitous of [C] love [Bb]

Verse 2:

[F] / [Bb] People talk a-[C]bout me ba-by [Bb]
[F] Say I'm [Bb] doin' you wrong, doin' you [C] wrong [Bb]
[F] / Well [Bb] don't you worry [C] baby, don't [Bb] worry
'Cause I'm [F] right here, right here,
[Bb] right here at [C] home [Bb]

Chorus:

'Cause I'm a [F] picker - I'm a [Bb] grinner
I'm a [C] lover - And I'm a [Bb] sinner
[F] Playin' my [Bb] music in the [C] sun [Bb]
I'm a [F] joker - I'm a [Bb] smoker
I'm a [C] mid-night [Bb] toker
[F] I get my [Bb] lovin' on the [C] run [C]
[C] Ooh, ooh, ooh, ooh

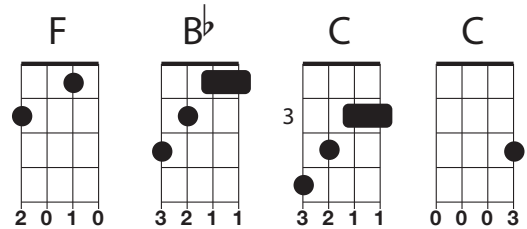
Solo [F] [Bb] [C] [Bb] x4
// // // //

Verse 3:

[F] You're the cutest [Bb] thing that
I [C] ever did [Bb] see
I [F] really love your [Bb] peaches
Want to [C] shake your [Bb] tree
[F] Lovey [Bb] dovey, lovey dovey, lovey
[C] dovey all the [Bb] time
[F] Ooh wee [Bb] baby, I sure [C] show you a good [Bb] time

Chorus 2:

'Cause I'm a [F] picker - I'm a [Bb] grinner
I'm a [C] lover - And I'm a [Bb] sinner
[F] Playin' my [Bb] music in the [C] sun [Bb]
I'm a [F] joker - I'm a [Bb] smoker
I'm a [C] mid-night [Bb] toker
[F] Sure don't [Bb] want to hurt [C] no one-[Bb]un



Solo

[F] [Bb] [F] [Bb] [F] [Bb] [C] [Bb]
// // // // // // // //
[F] [Bb] [F] [Bb] [F] [Bb] [C] [C] [C] [C]
// // // // // // // // // // // //
Ooh, ooh, ooh, ooh

Verse 4:

[F] People [Bb] keep talkin'
[C] about me ba-by [Bb]
[F] Say [Bb] I'm doin' you [C] wrong. [Bb]
[F] Well [Bb] don't you worry,
[C] don't worry- no don't [Bb] worry mamma
[F]...'Cause I'm [Bb] right here at [C] home [Bb]

Outro:

[F] You're the cutest [Bb] thing
that I [C] ever did [Bb] see
I [F] really love your [Bb] peaches
Want to [C] shake your [Bb] tree
[F] Lovey [Bb] dovey,
lovey dovey, lovey [C] dovey all the [Bb] time
[F] Come on [Bb] baby,
I sure [C] show you a good [Bb] time

Play Uke? Visit TheTikiNation.com

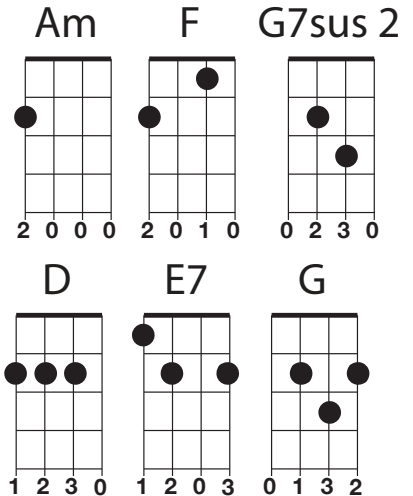
Arr. for GCEA Ukulele by KEV. Last Revision Sept 16 2020
For Educational Purposes only. Not for Resale.

THE LETTER

The Box Tops



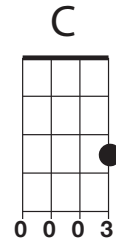
[Am] Give me a ticket for an [F] aeroplane,
[Gsus2] Ain't got time to take the [D] fastest train,
[Am] Lonely days are gone, [F] I'm a-goin' home,
My [E7] baby just wrote me a [Am] letter.



[Am] I don't care how much money I [F] gotta spend,
[Gsus2] Got to get back to my [D] baby again,
[Am] Lonely days are gone, [F] I'm a-goin' home,
My [E7] baby just wrote me a [Am] letter.

Chorus:

Well she [C] wrote me a [G] letter,
Said she [F] couldn't [C] live with [G] out me no more.
[C] Listen mister [G] can't you see,
I [F] got to get [C] back to my [G] baby once more.
[E7] Anyway.



[Am] Give me a ticket for an [F] aeroplane,
[Gsus2] Ain't got time to take the [D] fastest train,
[Am] Lonely days are gone, [F] I'm a-goin' home,
My [E7] baby just wrote me a [Am] letter.

Chorus

[Am] Give me a ticket for an [F] aeroplane,
[Gsus2] Ain't got time to take the [D] fastest train,
[Am] Lonely days are gone, [F] I'm a-goin' home,
My [E7] baby just wrote me a [Am] letter.

THE LION SLEEPS TONIGHT

SNEAKY TIKI
SECRET CLUB TUNEBOOK

The Tokens

Intro:

[F] Yee-dee dee dee dee, [Bb] Hee-dee dee dee
dee, [F] A wee I'm on ma-[C7] way

[F] Yee-dee dee dee dee, [Bb] Hee-dee dee dee
dee, [F] A wee I'm on ma-[C7] way

(Play 2x)

[F] a-Wimo-weh, a-Wimo-weh,
[Bb] a-Wimo-weh, a-Wimo-weh
[F] a-Wimo-weh, a-Wimo-weh,
[C7] a-Wimo-weh, a-Wimo-weh

[F] In the jungle, the [Bb] Mighty Jungle,
the [F] lion sleeps to-[C7]night

[F] In the jungle, the [Bb] Mighty Jungle,
the [F] lion sleeps to-[C7]night

(Play 2x)

[F] a-Wimo-weh, a-Wimo-weh,
[Bb] a-Wimo-weh, a-Wimo-weh,
[F] a-Wimo-weh, a-Wimo-weh,
[C7] a-Wimo-weh, a-Wimo-weh.

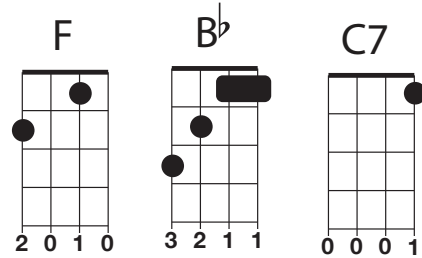
[F] Near the village, the [Bb] peaceful village,
the [F] lion sleeps to-[C7]night

[F] Near the village, the [Bb] peaceful village,
the [F] lion sleeps to-[C7]night

(Play 2x)

[F] a-Wimo-weh, a-Wimo-weh,
[Bb] a-Wimo-weh, a-Wimo-weh,
[F] a-Wimo-weh, a-Wimo-weh,
[C7] a-Wimo-weh, a-Wimo-weh.

KEY of: F



Instrumental: ||: F Bb | F C7:| X2

[F] Hush my darling,
don't [Bb] fear my darling,
the [F] lion sleeps to-[C7]night
[F] Hush my darling,
don't [Bb] fear my darling,
the [F] lion sleeps to-[C7]night

(Play 2x)

[F] a-Wimo-weh, a-Wimo-weh,
[Bb] a-Wimo-weh, a-Wimo-weh,
[F] a-Wimo-weh, a-Wimo-weh,
[C7] a-Wimo-weh, a-Wimo-weh.

Outro:

[F] Yee-dee dee dee dee,
[Bb] Hee-dee dee dee dee,
[F] A wee I'm on ma-[C7] way.
[F] Yee-dee dee dee dee,
[Bb] Hee-dee dee dee dee,
[F] A wee I'm on ma-[C7] way.

Repeat and Fade

THE THRILL IS GONE

B.B. King

Bm
Key

TIKI NATION
SECRET UKE CLUB TUNEBOOK

For Educational Purposes only. Not for Resale.

| **Bm** | **Bm** | **Bm** | **Bm** | **Em** | **Em** | **Bm** | **Bm** | **G/B** **F#** | **Bm** |

[**Bm**] The thrill is gone - The thrill is gone away,

[**Em**] The thrill is gone baby - [**Bm**] The thrill is gone away,

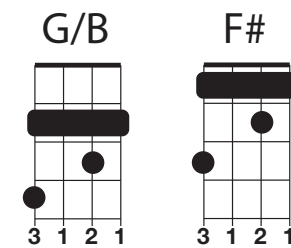
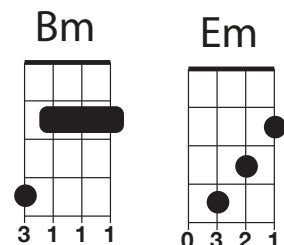
[**G/B**] You know you done me [**F#**] wrong baby,

And you'll be [**Bm**] sorry someday.

[**Bm**] The thrill is gone - It's gone away from me,

[**Em**] The thrill is gone baby - [**Bm**] The thrill is gone away from me,

[**G**] Although, I'll still live on..... [**F#**] But so [**Bm**] lonely I'll be...



Solo: | **Bm** | **Bm** | **Bm** | **Bm** | **Em** | **Em** | **Bm** | **Bm** | **G/B** | **F#** | **Bm** |

[**Bm**] The thrill is gone - It's gone away for good,

[**Em**] The thrill is gone baby - [**Bm**] It's gone away for good,

[**G/B**] Someday I know I'll be open [**F#**] armed baby,

Just like I [**Bm**] know, I know I should.

[**Bm**] I'm free now baby - I'm free from your spell,

[**Em**] Free, free, free now baby - baby I'm free from your spell,

And [**G/B**] now that it's all o-**[F#]**ver - All I can do is wish you [**Bm**] well.

Solo: | **Bm** | **Bm** | **Bm** | **Bm** | **Em** | **Em** | **Bm** | **Bm** | **G/B** | **F#** | **Bm** |

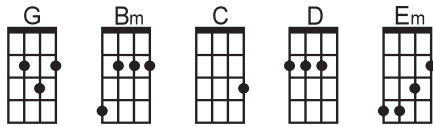
Ad lib... Thrill is gone..... Gone away for good,
Oh you done me wrong baby, you'll be sorry some day

B. B. King & Tracy Chapman - Deuces Wild

The Weight (The Band)

G
Key

Original Key of A
(Capo 2)



Standard Ukulele

Verse 1:

[G] I pulled into [Bm] Nazareth, was [C] feelin' about half past [G] dead;
I just need some [Bm] place where [C] I can lay my [G] head.
"Hey, mister, can you [Bm] tell me where a [C] man might find a [G] bed?"
He just grinned and [Bm] shook my hand, [C] "No!" was all he said. [G]

Chorus

[G] Take a [D] load off [C] Fannie, [G] take a [D] load for [C] free;
[G] Take a [D] load off [C] Fannie, [C] And (and) (and)
you put the load (*put the load*) right on me. [G] [Bm] [Em] [D] [C]-[C]-[C]

Verse 2:

[G] I picked up my [Bm] bag, I went [C] lookin' for a place to [G] hide;
When I saw [Bm] Carmen and the Devil [C] walkin' side by [G] side.
I said, "Hey, [Bm] Carmen, come on, [C] let's go down [G] town."
She said, "I [Bm] gotta go, but m' [C] friend can stick [G] around."

Chorus

Verse 3:

[G] Go down, Miss [Bm] Moses, there's [C] nothin' you can [G] say
It's just ol' [Bm] Luke, and Luke's [C] waitin' on the Judgement [G] Day.
"Well, Luke, my [Bm] friend, what [C] about young Anna [G] Lee?"
He said, "Do me a [Bm] favor, son, won't cha' [C] stay an' keep Anna Lee com[G]pany?"

Chorus

Verse 4:

[G] Crazy Chester [Bm] followed me, and he [C] caught me in the [G] fog.
He said, "I will [Bm] fix your rags, if [C] you'll take Jack, my [G] dog."
I said, "Wait a [Bm] minute, Chester, you know [C] I'm a peaceful [G] man."
He said, "That's [Bm] okay, boy, won't you [C] feed him when you [G] can."

Chorus

Verse 5:

[G] Catch a [Bm] Cannonball, now, t' [C] take me down the [G] line
My bag is [Bm] sinkin' low and I [C] do believe it's [G] time.
To get back to Miss [Bm] Fannie, you know [C] she's the only [G] one.
Who sent me [Bm] here with her re [C] gards for every [G] one.

Chorus

Ending Tag: [G] [Bm] [Em] [D] [C]-[C]-[C]

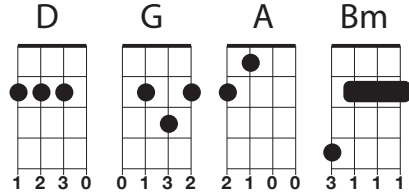
THINKING OUT LOUD

Ed Sheeran

D
Key

TIKI NATION
SECRET UKE CLUB TUNEBOOK

For Educational Purposes only. Not for Resale.



[D] When your [D/F#*] legs don't work,
like they [G] used to be-[A]fore,
[Bm*][D] And I [D/F#] can't sweep you off of your [G] feet, [A]
[Bm*][D] Will your [D/F#] mouth still remember the
[G] taste of my [A] love?
[Bm*][D] Will your [D/F#] eyes still smile [G] from your [A] cheeks?

And darling [D] I - [D/F#] will be loving [G] you [A] 'til we're
seven-[D]-ty. [D/F#] [G] [A]
And baby [D] my - [D/F#] heart could still fall [G] as
[A] hard at twenty-[D]three , [D/F#]
And [G] I'm thinking [A] 'bout how...

[Em] People fall in love in myst-[A]-erious [D] ways,
[Em] Maybe just the touch of a [A] hand.
Oh [Em] me I fall in love with you every [A] single [Bm] day.
And [Em] I just wanna tell you I [A] am *(5 strums and stop!)*

So honey [D] now... [D/F#] [G] [A]
Take me into your loving [D] arms. [D/F#] [G] [A]
Kiss me under the light of a [D] thousand [D/F#] stars.
[G] Place your [A] head on my beating [D] heart, [D/F#]
I'm thinking [G] out [A] loud.

Maybe [Bm*] we [A] found [G] love [D] right
[G] where [A] we [D] are...

[D] When my [D/F#] hair's all but gone and my [G] memory [A] fades,
[Bm*][D] And the [D/F#] crowds don't remember my [G] name [A],
[Bm*][D] When my [D/F#] hands don't [G] play the strings the same
[A] way, [Bm*][D] mmm. I know [D/F#] you will still love me the [G] same. [A]

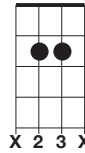
'Cause honey [D] your [D/F#] soul, can never [G] grow [A] old,
it's ever-[D] green... [D/F#] [G] [A]
Baby [D] your - [D/F#] smile's forever [G] in my [A] mind and
mem-o-[D]ry [D/F#] [G] I'm thinking [A] 'bout how.

[Em] People fall in love in myst-[A]-erious [D] ways.
[Em] Maybe it's all part of a [A] plan.
[Em] I'll just keep on making the [A] same mis-[Bm]takes.
[Em] Hoping that you'll under-[A]-stand. *(5 strums and stop!)*

Live, Love, Learn & Play Ukulele. Join us at: TheTikiNation.com
© 2023 TheTikiNation.com

Arr. for GCEA Ukulele by KEV 23-06XX Last Revised July 10 2025
For Educational Purposes only. Not for Resale.

D/F#*



Note: This means play the
D chord over an **F# Bass Note**.
We don't have an **F# bass note**
on a **Standard C6 tuned (GCEA) uke**.
We let the **Bass player** play the
Low F# and we pluck the 2 middle
notes of a D chord. *Easy Peasy.*

So baby [D] now! [D/F#]
[G] Take me [A] into your loving [D] arms [D/F#]
[G] Kiss me [A] under the light of a [D] thousand
[D/F#] stars, [G] Place your [A] head on my beating
[D] heart, [D/F#] I'm thinking [G] out [A] loud...

Maybe [Bm*] we [A] found [G] love [D] right
[G] where [A] we [D] are...

Solo Section: |: D D/F# | G A :| X4

So [D] baby now [D/F#]
[G] Take me [A] into your loving [D] arms [D/F#]
[G] Kiss me [A] under the light of a [D] thousand
[D/F#] stars
Oh [G] darling place your [A] head on my
beating [D] heart [D/F#]
I'm thinking [G] out [A] loud

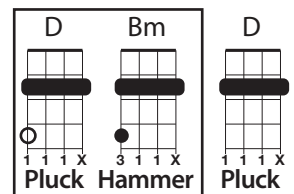
Outro:

That maybe [D/F#] we [A] found [Bm] love [D/F#]
right [G] where [A] we [D] are

Oh baby, Maybe [D/F#] we [A] found [Bm] love [D/F#]
right [G] where [A] we [D] are
And [D/F#] we [A] found [Bm] love [D/F#] right [G]
where [A] we [D] are. **End**

Yet another sneaky trick.

When you see this: [Bm*][D]
In one quick motion...
Pluck the D chord and Hammer
into a **Bm Chord**. Then **Pluck**
the **D Chord**. Be Awesome.



THREE LITTLE BIRDS

Bob Marley

Key of A



Intro: | A | A |

Chorus:

Don't [A] wor-ry about a thing,
'cause [D] eve-ry lit-tle thing... gonna be al-[A]right.
Singing' don't worry about a thing ...
'cause [D] eve-ry lit-tle thing gonna' be al-[A]right.

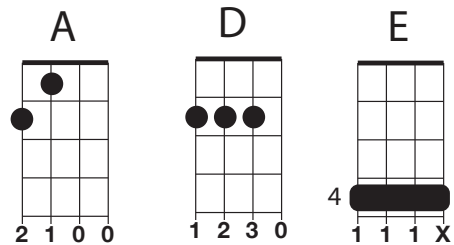
Verse:

Rise up this [A] mornin'... I smile with the [E] ris-ing' sun,
Three little [A] birds.... Perched on my [D] door-step
Singin' [A] sweet songs... of melodies [E] pure and true
Sayin'... [D] "this is my message to [A] you-who-ooo

Repeat: Chorus & Verse

Outro: Chorus x 3

(original fades out on the third time)



IV 3

LITTLE BIRDS
LICK

TICKET TO RIDE

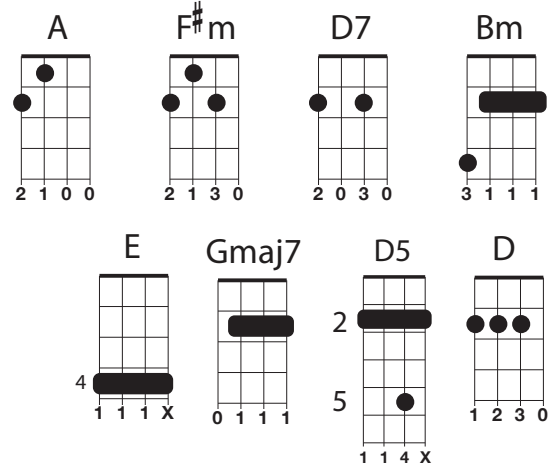

The Beatles

A
Key

TIKI NATION
SECRET UKE CLUB TUNEBOOK

For Educational Purposes only. Not for Resale.

Intro: ||: A :||



Verse 1:

I [A] think I'm gonna be sad, I think it's today, yeah.
The girl that's driving me mad is going a-[Bm]way, [E]
[F#m] She's got a ticket to [D7] ride.
[F#m] She's got a ticket to
[Gmaj7] ri-[D5]-eye-[D]-ide.
[F#m] She's got a ticket to [E] ride, _
and she don't [A] care.

Verse 2:

She [A] said that living with me is
bringing her down, yeah.
She would never be free when I was a-[Bm]round. [E]
[F#m] She's got a ticket to [D7] ride.
[F#m] She's got a ticket to
[Gmaj7] ri-[D5]-eye-[D]-ide.
[F#m] She's got a ticket to [E] ride, _
and she don't [A] care.

Verse 3:


I [A] think I'm going to be sad,
I think it's today, yeah
The girl that's driving me mad
is going a-[Bm]way, _ [E] yeah!
Ah, [F#m] she's got a ticket to [D7] ride.
[F#m] She's got a ticket to
[Gmaj7] ri-[D5]-eye-[D]-ide.
[F#m] She's got a ticket to [E] ride, _
but she don't [A] care.

Bridge 2: (Repeat Bridge 1)

Bridge:

I [D7] don't know why she's riding so high,
She ought to think twice,
She ought to do right by [E] me.
Be-[D7]fore she gets to saying goodbye,
She ought to think twice,
she ought to do right by [E] me. [Lick 1]

[Lick 1] End of Bridge



Verse 4:

She [A] said that living with me was
bringing her down, yeah.
She would never be free when
I was a-[Bm]round. [E]
[F#m] she's got a ticket to [D7]
[F#m] She's got a ticket to
[Gmaj7] ri-[D5]-eye-[D]-ide.ride.
[F#m] She's got a ticket to [E] ride,
_ but she don't [A] care.

Outro:

[A]
[N.C] ||: My baby don't care :||

Strum the A Chord through the second repeat and fade.

TICKLE MY HEART

Dan Brown



For Educational Purposes only. Not for Resale.

Intro: | C | Am | C | Am | C | Am | C |
 ↓ ↓ ↓ ↓ ↓ ↓ ↓ ↓ ↓ ↓ ↓ ↓ ↓ ↓

Verse 1:

[Am] Tickle me [C] once;
 Tickle me [Am] twice,
 Tickle me [C] naughty,
 Tickle me [Am] nice,
 But tickle my [Dm] heart, [G7] come on,
 and tickle my [C] heart. [Am] [C]
 [Am] Tickle my [C] fancy, tickle my [Cdim] toes,
 Tickle my [C] tummy, right up to my [A7] nose.
 But tickle my [Dm] heart, [G7] just tickle my
 [C] heart. - [F] [G7] [C]

Bridge:

[E7] Tickle me in the morning,
 [Am] Tickle me [E7] through the [Am] night,
 [D7] Tickle me without warning,
 [G7] that'd [D7] be al-[G7]right. [Gaug]

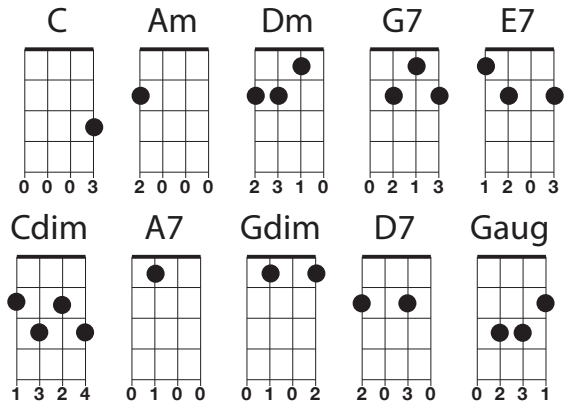
 Tickle me [C] gently, tickle me [Cdim] rough,
 I'll let you [C] know, when I've had e-[A7]nough,
 Just tickle my [Dm] heart, any-[G7]time...
 tickle my [C] heart. [Am] [Dm] [G7]

Instrumental: (With OOOOH harmony)
 | C | Cdim | C | A7 |

Tickle my [Dm] heart, [G7]
 Tickle my [C] heart [Am] [Dm] [G7]

| C | Cdim | C | A7 |

Tickle my [Dm] heart,
 [G7] Come on and tickle my [C] heart,
 [F] [G7] [C]



Bridge:

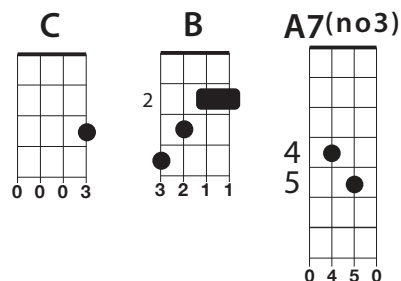
[E7] Tic-kle me in the mor-ning,
 [Am] Tic-kle me [E7] through the [Am] night,
 [D7] Tickle me without warning,
 [G7] You [D7] know, that'd be al-[G7]right.
 [Gaug] (Alright)

Outro:

Tickle me [C] gently...
 tickle me [Cdim] rough,
 I'll let you [C] know,
 when I've had e-[A7]nough,
 Just tickle my [Dm] heart,
 any-[G7]time...
 Tickle my [C] heart, [Am] [Dm] [G7]
 Tickle my [C] heart, [Am] [Dm] [G7]
 Please tickle my | C heart, Am |
 | C Am | C Am |



End: | C B A7(no 3) Hold |



TIME AFTER TIME

SNEAKY TIKI
SECRET CLUB TUNEBOOK

Cindi Lauper

Intro: ||: F G | G/B C :|| x2

Verse 1:

[Dm] Lying [C6] in my [Dm] bed I [C6] hear the
[Dm] clock [C6] tick and [Dm] think of [C6] you,
[Dm] Caught [C6] up in [Dm] cir-[C6]cles
Con-[Dm]fus-[C6]ion is [Dm] nothing [C6] new.

[F] Flash- [G]back, [G/B] warm [C] nights,
[F] Almost [G] left [G/B] behind,
[F] Suit-[G]case of [G/B] mem-o-[C]ries,
[F] Time [G/B] after [Dm] Some-[C6]times.

Verse 2:

You [Dm] pict-ure [C6] me,
I'm [Dm]walk-[C6]ing too [Dm] far a-[C6]head,
[Dm] You're [C6] calling [Dm] to [C6] me,
I [Dm] can't [C6] hear what [Dm] you've [C6] said.

Then [F] you [G] say, [G/B] "Go [C6] Slow",
[F] I [G] fall be-[G/B]hind,
[F] The [G] second [G/B] hand un-[C6]winds.

Chorus: Play 2x

If you're [G] lost you can look and [Am] you will find me,
[F] Time [G/B] after [C] time.
If you [G] fall, I will catch you, [Am] I'll be waiting
[F] Time [G] after [C] time.

Instrumental Break 1

||: F G | G/B C6 :|| x2

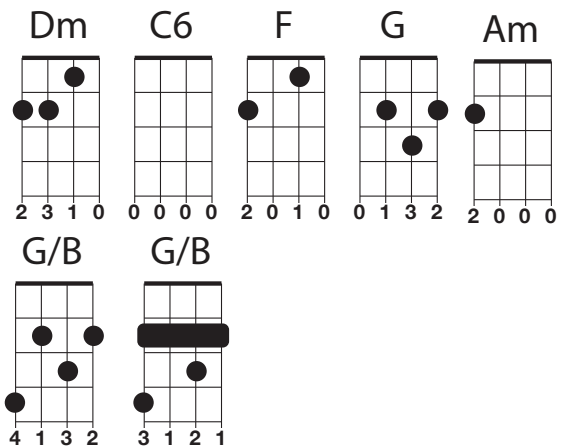
Verse: 3

[Dm] Af-[C6]ter my [Dm] picture [C6] fades
and [Dm] dark-[C6]ness has [Dm] turned to [C6] gray,
[Dm] Watch-[C6]ing through [Dm] win-[C6]dows,
you're [Dm] wonder-[C6]ing if [Dm] I'm o-[C6]kay.

[F] Se-[G]crets [G/B] stol-[C6]en,
[F] from [G/B] deep in-[C6]side.
the [F] drum [G] beats [G/B] out of [C6] time.

Play Uke? Visit TheTikiNation.com

KEY of: C



Chorus:

If you're [G] lost you can look and [Am] you will find me,
[F] Time [G/B] after [C6] time.
If you [G] fall, I will catch you, [Am] I'll be waiting,
[F] Time [G] after [C] time.

Instrumental (Break 2): ||: G Am | F G C C :||

[Pre-Chorus]

Then [F] you [G] say, [G/B] "Go [C6] Slow",
[F] I [G] fall be-[G/B]hind,
[F] The [G] second [G/B] hand un-[C6]winds.

Chorus: x2

If you're [G] lost you can look and [Am] you will find me.
[F] Time [G/B] after [C6] time.
If you [G] fall, I will catch you, [Am] I'll be waiting,
[F] Time [G] after [C] time.

Outro:

[F] Time [G] after [C] time,
[F] Time [G] after [C] time, [FADE]
[F] Time [G] after [C] time .

TIME WARP DANCE



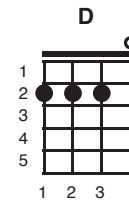
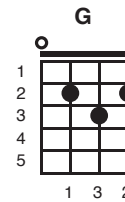
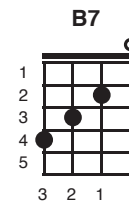
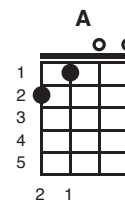
Rocky Horror Picture Show

Verse 1:

A **B7** **G** **D** **A**
It's a-stounding... time is fleeting, madness takes its toll

A **B**
But listen closely... "not for very much longer"

G **D** **A**
I've got to keep con-trol

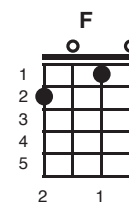


Verse 2:

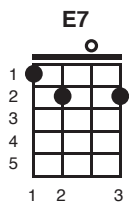
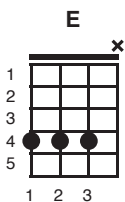
A **B7**
I re-member doing thetime warp

G **D** **A**
Drinking those moments when

A **Both voices** **B**
The blackness would hit me "and the void would be calling"



F **C** **G** **D** **A** **F** **C** **G** **D** **A** STOP!
Let's do the time warp a-gain - Let's do the time warp a-gain



Chorus:
|-----No chord -----| **E** **A** STOP!
"It's a jump to the left," and then a step to the right
|--- No chord -----| **E** **A**
"With your hands on your hips," you bring your knees in tight
D **A**
But it's the pelvic thrust that really drives you in-sane
F **C** **G** **D** **A** **F** **C** **G** **D** **A**
Let's do the time warp a-gain - Let's do the time warp a-gain

Verse 3:

A **B7**
It's so dreamy, oh fantasy free me

G **D** **A**
So you can't see me, no not at all

A **B7**
In another di-mension...with voyeuristic intention

G **D** **A**
Well se-cluded, I see all

Verse 4:

A **B7**
With a bit of a mind flip... "you're into the time slip"

G **D** **A**
and nothing can ever be the same

A **B7**
"You're space out on sen-sation"; like you're under se-dation

GO TO NEXT PAGE >

F C G D A F C G D A
Let's do the time warp a-gain - Let's do the time warp a-gain

Bridge:

A
Well I was walking down the street just a-having a think

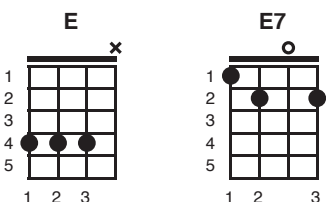
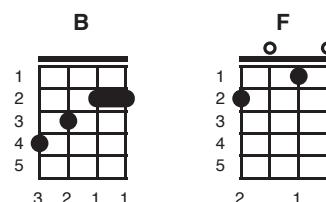
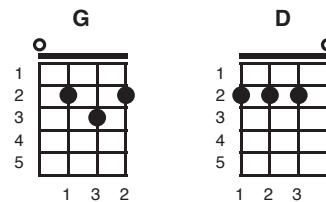
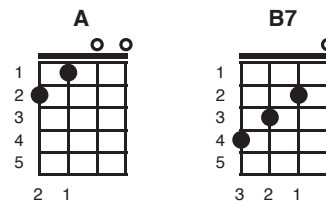
when a snake of a guy gave me an evil wink

D
He shook me up, he took me by surprise

A
He had a pick-up truck and the Devil's eyes

E7 D
He stared at me and I felt a change

A
Time meant nothing, never would again...



F C G D A F C G D A STOP!
Let's do the time warp a-gain - Let's do the time warp a-gain

Chorus:

|-----No chord -----| **E A STOP!**
"It's a jump to the left," and then a step to the right

|--- No chord -----| **E A**
"With your hands on your hips," you bring your knees in tight

D A
But it's the pelvic thrust that really drives you in-sane

F C G D A F C G D A
Let's do the time warp a-gain - Let's do the time warp a-gain

Tap Dance Percussion break 2 measures

Outro:

|-----No chord -----| **E A STOP!**
"It's a jump to the left," and then a step to the right

|--- No chord -----| **E A**
"With your hands on your hips," you bring your knees in tight

D A
But it's the pelvic thrust that really drives you in-sane

F C G D A F C G D A
Let's do the time warp a-gain - Let's do the time warp a-gain

F C G D A
Let's do the time warp a-gain! STOP! End

TINY BUBBLES

Words & Music by Leon Pober

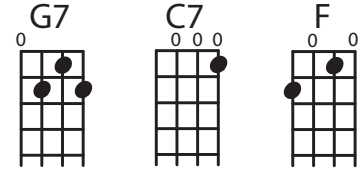
F
Key

Original Don Ho
Version Key of Eb



Strum count: 1 2 3 4 1 2

Intro Vamp: | G7 C7 | F

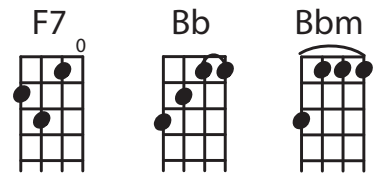


^{3 4} F C⁷
Tiny bubbles... in the wine... make me happy

Hua li`i i ka waina au hau oli (Echo)

F
Make me feel fine....

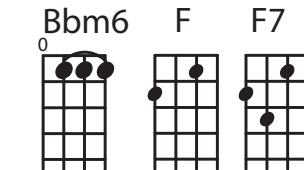
I ka wa`u inu (Echo)



F F⁷ B^b B^{bm}
Tiny bubbles.... make me warm all o-ver

Hua li`i (Echo)

|| With a feeling that I'm gonna
C7 F^{1 2} \ B^{bm6 3 4} \ **F** \ F7



Bbm Substitution

|| Last time through
repeat these lines -
slow it down &
end on **F** chord

(Chorus) B^b

So here's to the golden moon

So here's to the ginger lei

F

And here's to the silvery sea

I give to you today

G7

And mostly here's a toast to you and me

C⁷

And here's a kiss that will not fade away

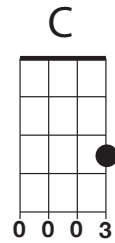
TULSA TIME

Crossroads Guitar Festival performance by
Sheryl Crow & Eric Clapton

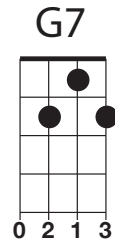


| C | C G7 | G7 | G7 C |

[C] I left Oklahoma, driving in a Pontiac,
Just about to lose my [G7] mind,
I was going to Arizona, Maybe on to California,
Where all the people live so [C] fine.



My [C] mother says I'm crazy, my baby calls me lazy,
But I'm gonna' prove 'em wrong this [G7] time,
'cause you know I ain't no fool,
and I don't need no more schoolin',
Running' just to walk the [C] line.



Chorus:

[C] Living on Tulsa time, Living on Tulsa [G7] time.
Gonna' set my watch back to it,
'Cuz you know that I've been through it,
living on Tulsa [C] time.

| C | C G7 | G7 | G7 C |

Chorus:

[C] There I was in Hollywood, thinking I was doing good,
Talking on a telephone [G7] line,
Well they don't need me in the movies,
and they never sing my songs,
But my Daddy said the baby's doing [C] fine.

[C] Oh you may be thinkin' - man I'm really sinking'
I really had a flash this [G7] time, That I had no business leaving,
and nobody would be grieving,
You see I'm still on Tulsa [G7] time.

Chorus:

Play Uke? Visit TheTikiNation.com

Arr. for GCEA Ukulele by KEV. Last Revision July 2025
For Educational Purposes only. Not for Resale.

TWIST & SHOUT

KEY of: A

SNEAKY TIKI
SECRET CLUB TUNEBOOK

The Beatles

Intro: | A | D G | A | A |

Verse 1:

Well shake it up baby now, (*shake it up baby*)
 Twist and shout. (*Twist and shout*)
 Come on, come on, come on, come on, baby now, (*come on baby*)
 Come on and work it on out. (*Work it on out, ooh!*)

Verse 2:

Well work it on out, (*work it on out*)
 You know you look so good. (*Look so good*)
 You know you got me goin' now, (*got me goin'*)
 Just like I knew you would. (*Like I knew you would, ooh!*)

Verse 3:

Well shake it up baby now, (*shake it up baby*)
 Twist and shout. (*Twist and shout*)
 Come on, come on, come on, come on, baby now, (*come on baby*)
 Come on and work it on out. (*Work it on out, ooh!*)

Verse 4:

You know you twist it little girl, (*twist little girl*)
 You know you twist so fine. (*Twist so fine*)
 Come on and twist a little closer now, (*twist a little closer*)
 And let me know that you're mine. (*Let me know you're mine, ooh!*)

Solo Chords

| D G | A A G F#m | X4

1 & 2 & 3 & 4 &

Bridge: (Vocal Break)

| A | A7 | A7 | A7 | A | A |
 Ahh ahh ahh ahh ahh yeah!!

A: 2 1 0 0
 D: 1 2 3 0
 G: 0 1 3 2
 A7: 0 1 0 0
 F#m: 2 1 3 0

Verse 5:

Baby now, (*shake it up baby*)
 Twist and shout. (*Twist and shout*)
 Come on, come on, come on, come on, baby now, (*come on baby*)
 Come on and work it on out. (*Work it on out, ooh!*)

Verse 6:

You know you twist it little girl, (*twist little girl*)
 You know you twist so fine. (*Twist so fine*)
 Come on and twist a little closer now, (*twist little closer*)
 And let me know that you're mine. (*Let me know you're mine ooh!*)

Outro:

Well shake it shake it shake it baby now. (*Shake it up baby*)
 Well shake it shake it shake it baby now. (*Shake it up baby*)
 Well shake it shake it shake it baby now. (*Shake it up baby*)

| A | A7 | A7 | A - 2 - 3 - 4 - 5 | A7sus4 |
 Ahh ahh ahh ahh

A: 2 1 0 0
 Two: 2 1 0 0
 Three: 2 1 0 0
 Four: 2 1 0 0
 Five: 2 1 0 0
 6: 2 1 0 0
 Am/C: 2 1 3 0

Play Uke? Visit TheTikiNation.com

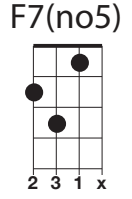
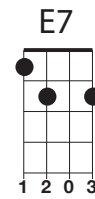
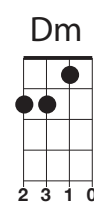
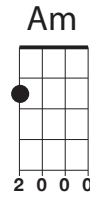
UNCHAIN MY HEART

Joe Cocker

Am
Key

TIKI NATION
SECRET UKE CLUB TUNEBOOK

For Educational Purposes only. Not for Resale.



Intro: Free form expressive

[Am] ...Unchain my heart... [Am]....

[Dm] Baby let me [Am] be,
'Cause you don't [Dm] care,
well [E7] please... set me [Am] free.

Verse 1:

Unchain my [Am] heart, baby let me go,
Unchain my [Dm],
'Cuz you don't love me no [Am] more.
[Dm] Every Time I call you [Am] on the phone,
[Dm] Some fellow tells me that you're
[Am] not at home,
[F7] Unchain my [E7] heart, set me [F7] free.

Verse 2.

Unchain my [Am] heart, baby let me be,
Unchain my [Dm] heart,
'Cuz you don't care about [Am] me.
[Dm] You got me sewed up,
like a [Am] pillow case,
[Dm] but you let my love go to [Am] waste,
[F7] unchain my [E7] heart, set me [Am] free.

Bridge:

I'm under your [Dm] spell,
like a man in a [Am] trance,
But you know darn [Dm] well,
that I don't stand a [E7] chance.

Verse 3:

Unchain my [Am] heart,
let me go my way,
Unchain my [Dm] heart,
you worry me night and [Am] day.
[Dm] Why lead me through a
life of [Am] misery,
When you don't care a bag of
[Am] beans for me?
[F7] Unchain my [E7] heart,
and please, set me [Am] free girl.

Solo:

||: Am | Am | Dm | Dm | Am | Am | F7 E7 | Am :|| X2

Repeat Verse 3

Play Am Chord and Vamp on it. Singer and back-up singers ad lib.

Vamp:

[Am] Oh set me free... Why don't you Do that for
me... (*Unchain my heart!*)

[Am] 'Cuz you don't care...

Why don't you let me go.... (*Unchain my heart!*)

[Am] You don't love me no more... You're under
my spell... (*Unchain my heart!*)

Refrain:

[Am] Ooooo (*Unchain my heart!*)

You don't care.... Please.....set me [Am] free
(*Unchain my heart!*)

UNCHAINED MELODY

by The Righteous Brothers Key of C 6/8 time

SNEAKY TIKI
SECRET CLUB TUNEBOOK

Verse 1:

[C] Whoa, my [Am] love, My [F] darling,
I've [G] hungered for your [C] touch.
A [Am] long...lonely [G] time... [G]...

Verse 2:

And [C] time go-[Am]o-es by, so [F] slowly,
And [G] time can do so [C] much.
Are [Am] you still [G] mine? [G7] ...

Chorus:

I [C] need your love [G].... [Am]
I...[Em] need your love,
God [F] speed your love,
[G] to... [C] me... [C7] ...

Bridge:

[F] Lonely rivers [G] flow,
to the [F] sea, to the [Eb] sea.
[F] To the open [G] arms of the [C] sea... [C] ...

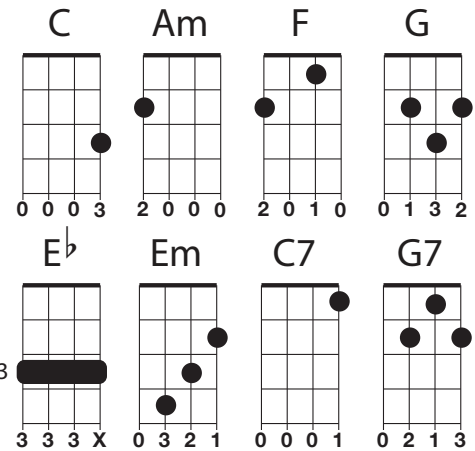
[F] Lonely rivers [G] sigh, "Wait for [F] me,
wait for [Eb] me.
[F] I'll be coming [G] home, wait for [C] me"...[C]...

Verse 1: Repeat

[C] Whoa, my [Am] love, my [F] darling,
I've [G] hungered, hun-ger-ed for your [C] touch,
A [Am] long...lonely [G] time... [G] ...

Verse 2: Repeat

And [C] time go-[Am]o-es by so [F] slowly,
And [G] time can do so [C] much,
Are [Am] you still [G] mine? [G7] ...



Outro

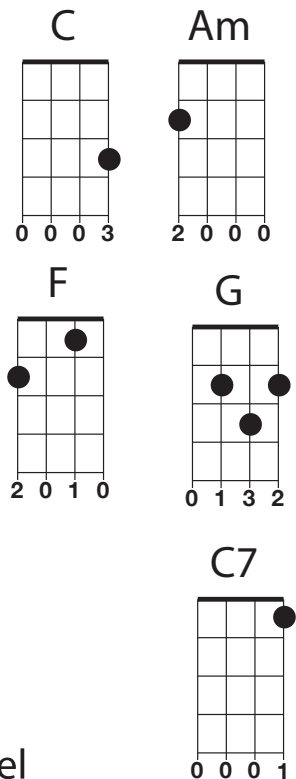
I [C] need your [G] love....
[Am] I... [Em] need your love.
[Slow down Dramatic Ending]
God [F] speed your [G] love to... [C] me.
[Am]...[F]...[C] *[soft, fast strum]*

Arr. for GCEA Ukulele by KEV rev. July 13, 2025
For Educational Purposes only. Not for Resale.

UNDER THE BOARDWALK



[C] Oh when the sun beats down
And burns the tar up on the [G] roof
And your shoes get so hot
You wish your tired feet were fire [C] proof [C7]
Under the [F] boardwalk down by the [C] sea [Am] yeah
On a [C] blanket with my baby [G] is where I'll [C] be



Chorus:

Under the [Am] boardwalk – *(out of the sun)*
Under the [G] boardwalk – *(we'll be havin some fun)*
Under the [Am] boardwalk – *(people walking above)*
Under the [G] boardwalk – *(we'll be falling in love)*
Under the [Am] boardwalk.. [Am] boardwalk

From the [C] park you hear the happy sound of a carou- [G] sel
You can almost taste the hot dogs and French fries they [C] sell [C7]
Under the [F] boardwalk down by the [C] sea [Am] yeah
On a [C] blanket with my baby [G] is where I'll [C] be

Chorus

(Instrumental: Play first 2 lines of verse 2 – don't sing the words!)

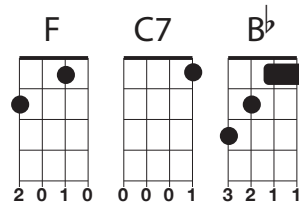
From the [C] park you hear the happy sound of a carou-[G] sel
You can almost taste the hot dogs and French fries they [C] sell [C7]
Under the [F] boardwalk down by the [C] sea [Am] yeah
On a [C] blanket with my baby [G] is where I'll [C] be

Chorus

VOLCANO

Jimmy Buffett KEY of: F

1 2 3a 4 & Solo Section 1 2 3 hold
||: F C7 F :|| x4 || F | F C7 | F Bb | F C7 F - ||



Chorus:

Now [F] I don't know, I don't [C7] know
[F] I don't know where [Bb] I'm a-gonna go
when the [F] vol-[C7]cano [F] blows

Let me say now

Now [F] I don't know, I don't [C7] know
[F] I don't know where [Bb] I'm a-gonna go
when the [F] vol-[C7]cano [F] blows

Verse 1:

[F] Ground she's moving [Bb] under [F] me [F] [C7] [F]
[F] Tidal waves out [Bb] on the [F] sea [F] [C7] [F]
[F] Sulphur smoke up [Bb] in the [F] sky [F] [C7] [F]
[F] Pretty soon we [Bb] learn to [F] fly [F] [C7] [F]

Chorus:

Let me hear ya now

Now [F] I don't know, I don't [C7] know
[F] I don't know where [Bb] I'm a-gonna go
when the [F] vol-[C7]cano [F] blows

Verse 2:

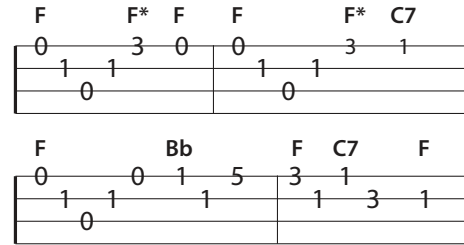
Now [F] my girl quickly [Bb] said to [F] me [F] [C7] [F]
[F] Man you better [Bb] watch your [F] feet [F] [C7] [F]
[F] Lava come out [Bb] soft and [F] hot [F] [C7] [F]
You better [F] love-a me now or [Bb] love-a me
[F] not [F] [C7] [F]

Chorus:

Let me say now

Now [F] I don't know, I don't [C7] know
[F] I don't know where [Bb] I'm a-gonna go
when the [F] vol-[C7]cano [F] blows

Solo Section TAB



Mr. Utley! Solo Section strum accompaniment

1 2 3 4
| F | F C7 | F Bb | F C7 F - |

Verse 3:

[F] No time to count [Bb] what I'm
[F] worth [F] [C7] [F]
Cause [F] I just left the [Bb] planet
[F] earth [F] [C7] [F]
[F] Where I go I [Bb] hope there's
[F] rum [F] [C7] [F]
[F] Not to worry [Bb] man soon
[F] come [F] [C7] [F]

Chorus:

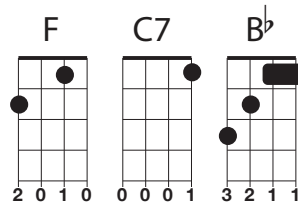
Let me say now

Now [F] I don't know, I don't [C7] know
[F] I don't know where [Bb] I'm a-gonna go
when the [F] vol-[C7]cano [F] blows
One more now!
Now [F] I don't know, (*Ah, he don't know*)
I don't [C7] know (*He don't know mon!*)
[F] I don't know where [Bb] I'm a-gonna go when
the [F] vol-[C7]cano [F] blows

[Verse 4] PAGE 2 >>>

VOLCANO

Jimmy Buffett KEY of: F



SNEAKY TIKI
SECRET CLUB TUNEBOOK

Page 2 Of 2

Verse 4:

But I [F] don't want to land in the [Bb] New York [F] City
[F] don't want to land in [C7] Mex-i [F]co (**No no no**)

[F] Don't want want to land on no [Bb] Three Mile [F] Island
[F] Don't want to see my [C7] skin a-[F]glow (**No no no**)

[F] Don't want to land in Com-[Bb]manchee [F] sky park
[F] or in Nashville, [C7] Tenn-es-[F]see

[F] Don't want to land in no [Bb] San Juan [F] airport
[F] or in Yukon [C7] Territo-[F]ry (**No no no**)

Volcano Strums >

[F] Don't want to land in no [Bb] San Di-[F]ego
[F] Don't want to land in no [C7] Buzzard's [F] Bay (**No no no**)

Volcano TABS >

[F] Don't want to land on no [Bb] A-ya-[F]to-lah
[F] I got nothing [C7] more to [F] say

Outro:

[F] I don't know, I don't [C7] know
[F] I don't know where [Bb] I'm a-gonna go
when the [F] vol-[C7]cano [F] blows

Just a one more

[F] I don't know, I don't [C7] know
[F] I don't know where [Bb] I'm a-gonna go
when the [F] vol-[C7]cano [F] blows

CHEAT SHEET: Volcano



VOLCANO STRUMS

These strums are based off Volcano by Jimmy Buffett

Note: The short arrows indicate a quick index upward flick striking strings 1-3.

Intro: Play 4x

F C7 F 1 2 3 a 4 & ↓ ↓ ↓ ↑ ↓ ↓	F C7 F 1 2 3 a 4 & ↓ ↓ ↓ ↑ ↓ ↓	F C7 F 1 2 3 a 4 & ↓ ↓ ↓ ↑ ↓ ↓	F C7 F 1 2 3 a 4 & ↓ ↓ ↓ ↑ ↓ ↓
--------------------------------------	--------------------------------------	--------------------------------------	--------------------------------------

F F* F 1 2 & 3 4 ↓ ↓ ↑ ↓ ↓	F F* C7 1 2 & 3 4 ↓ ↓ ↑ ↓ ↓	F Bb 1 2 a 3 4 5 a 6 ↓ ↓ ↑ ↓ ↓ ↓ ↑ ↓	F C7 F 1 2 a 3 4 ↓ ↓ ↑ ↓ ↓
----------------------------------	-----------------------------------	--	----------------------------------

Chorus: Now I don't know, I don't know...

F 1 2 3 a 4 & ↓ ↓ ↓ ↑ ↓ ↓	F C7 1 2 3 a 4 & ↓ ↓ ↓ ↑ ↓ ↓	F 1 2 3 a 4 ↓ ↑ ↓ ↑ ↓	Bb 1 2 3 a 4 ↓ ↑ ↓ ↑ ↓	F C7 F 1 2 a 3 4 ↓ ↓ ↑ ↓ ↓
---------------------------------	------------------------------------	-----------------------------	------------------------------	----------------------------------

Instrumental: Mr. Utley!

F F* F 1 2 & 3 4 ↓ ↓ ↑ ↓ ↓	F F* C7 1 2 & 3 4 ↓ ↓ ↑ ↓ ↓	F Bb 1 2 a 3 4 5 a 6 ↓ ↓ ↑ ↓ ↓ ↓ ↑ ↓	F C7 F 1 2 a 3 4 ↓ ↓ ↑ ↓ ↓
----------------------------------	-----------------------------------	--	----------------------------------

Verse: Ground she's movin' under me...

F Bb F 1 e & a 2 e & a 3 & 4 ↓ ↑ ↓ ↑ ↓ ↑ ↓ ↑ ↓	F C7 F 1 e & a 2 e & a 3 & 4 ↓ ↑ ↓ ↑ ↓ ↑ ↓ ↑ ↓
--	--

CHEAT SHEET: Jimmy Buffett



VOLCANO

This solo is used for both the intro and the Mr. utley! solo.

F	F*	F	F	F*	C7
0	3	0	0	3	1
1	1		1	1	
0			0		

F	Bb	F	C7	F
0	0	1	5	3
1	1	1	1	1
0				3
				1

F	F*	C7	B \flat
2	2	0	3
0	0	0	2
1	1	0	1
0	3	1	1

Instrumental: Mr. Utley!

F	F*	F	F	F*	C7	F	Bb	F	C7	F													
1	2	&	3	4	1	2	&	3	4	1	2	a	3	4	5	a	6	1	2	a	3	4	
↓	↓	↑	↓	↓	↓	↓	↑	↓	↓	↑	↓	↓	↑	↓	↓	↑	↓	↓	↑	↓	↓	↑	↓

Note: The short arrows indicate a quick index upward flick striking strings 1-3.

Solo section 1 2 3 hold
| F | FC7 | FBb | FC7F - |

WAGON WHEEL

Old Crow Medicine Show/ Darius Rucker

SNEAKY TIKI
SECRET CLUB TUNEBOOK

Intro: ||: G D | Em C | G D | C: || X2

[G] Headin' down south to the [D] land of the pines
I'm [Em] thumbnin' my way into [C] North Carolina
[G] Starin' up the road and pray to [D] God I see
head-[C]lights

I [G] made it down the coast in [D] seventeen hours
[Em] Pickin' me a bouquet of [C] dogwood flowers
And I'm a-[G]hopin' for Ra-leigh, I can [D] see my baby
to-[C]night

Chorus:

So, [G] rock me mama like a [D] wagon wheel
[Em] Rock me mama any [C] way you feel
[G] Hey...[D]..ey mama [C] rock me

[G] Rock me mama like the [D] wind and the rain
[Em] Rock me mama like a [C] southbound train
[G] Hey...[D]..ey mama [C] rock me

Instumental ||: G D | Em C | G D | C: || X2

[G] Runnin' from the cold up in [D] New England
I was [Em] born to be a fiddler in an [C] old time string
band
My [G] baby plays guitar, I [D] pick a ukulele [C] now

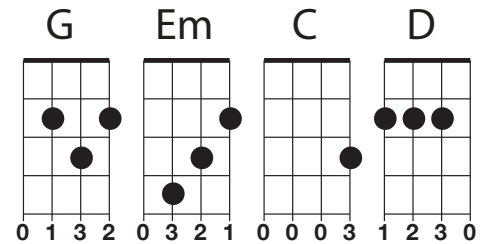
Oh, [G] north country winters keep a
[D] gettin' me down
Lost my [Em] money playin' poker,
so I [C] had to leave town
But [G] I ain't turnin' [D] back to live that
old life no [C] more

Chorus:

Instumental ||: G D | Em C | G D | C: || X2

Play Uke? Visit TheTikiNation.com

KEY of: G Capo 2 to play with original



Breakout: Single Chords

[G] Walkin' to the south out of [D] Roanoke
I caught a [Em] trucker out of Philly,
had a [C] nice long toke
But - [G] he's a-headin' west from the
[D] Cumberland Gap
To [C] Johnson City, Tennessee

Resume Strumming:

And I [G] gotta get a move on [D] before the sun
I hear my [Em] baby callin' my name and I [C]
know that she's the only one
And- [G] if I died in [D] Raleigh,
at least I will die [C] free

Chorus:

Chorus/Outro:

So, [G] rock me mama like a [D] wagon wheel
[Em] Rock me mama any [C] way you feel (oh, I
wanna feel)
[G] Hey...[D]..ey mama [C] rock me

[G] Rock me mama like the [D] wind and the rain
[Em] Rock me mama like a [C] southbound train
[G] Hey...[D]..ey mama [C] rock me

Level 2 Version

WALKING AFTER MIDNIGHT

Patsy Cline

KEY of: C

Intro: | C | F G7 | C | CC G7 - |

Verse 1:

I go out [C] walking after [C7] midnight,
 Out in the [F] moonlight just like we [F7] used to do.
 I'm always [C] walking after [F] midnight,
 [G7] Searching for [C] you. [G7]

Verse 2:

I walk for [C] miles along the [C7] highway,
 Well that's just [F] my way - of saying I [F7] love you.
 I'm always [C] walking after [F] midnight,
 [G7] Searching for [C] you. [C7]

Chorus:

I stopped to [F] see a weeping willow,
 Crying on his pillow, [C] maybe he's crying for me. [C7]
 And [F] as the skies turn gloomy,
 Night winds whisper to me.
 I'm [C] lonesome as I can [G7] be.

Verse 3:

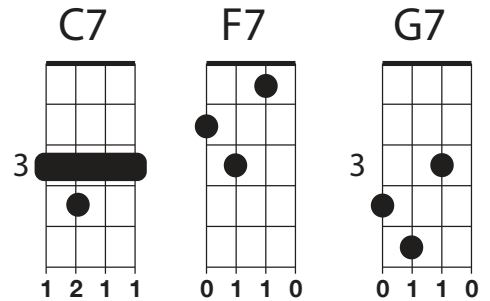
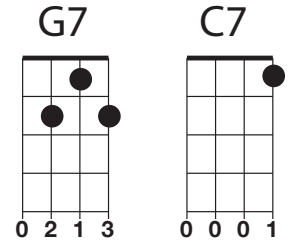
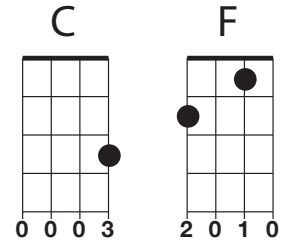
I go out [C] walking after [C7] midnight,
 Out in the [F] starlight, ju-st hoping you [F7] may be
 Somewhere a-[C]walking, after [F] midnight,
 [G7] Searching for [C] me. [C7]

Instrumental break

| C | F G7 | C | C7 |

Chorus

Verse 3 > End



WE ARE FAMILY

Sister Sledge

A
Key

TIKI NATION
SECRET UKE CLUB TUNEBOOK

For Educational Purposes only. Not for Resale.

Intro Strum: ||: **A** | **G** | **D** | **F/G** :||

	A	F#m	A	G	Gsus4	G	D	F/G	X4
4	9	7	2	3	2			0	
5	9	9	3	3	3	2		1	
4	9	9	2	2	2	2		0	
						2		0	

U
K
E
A
B

F#m

2 1 3 0

Gsus4

0 1 3 4

A

2 1 0 0

G

0 1 3 2

D

1 2 3 0

F/G

0 0 1 0

Em

0 3 2 1

Chorus:

[A] We are fam-i-[G]ly,
 [D] I got all my sisters with [F/G] me,
 [A] We are fam-i-[G]ly,
 [D] get up everybody and [F/G] sing,
 [A] We are fam-i-[G]ly,
 [D] I got all my sisters with [F/G] me,
 [A] We are fam-i-[G]ly,
 [D] get up everybody and [F/G] sing.

Verse 1:

[A] - Every-[Em]one can [D] see we're to-[A]gether,
 as we [Em] walk on [D] by,
 [A] (*Fly*) And we [Em] fly just like
 [D] birds of a [A] feather,
 I won't [Em] tell no [D] lie,
 [A] (*All!*) of the [Em] people a-[D]round us,
 they [A] say,
 can they [Em] be that close? [D]
 [A] - Just [Em] let me [D] state for the [A] record,
 [A] we're giving love in a [Em] family [D] dose.

Chorus:

[A] We are fam-i-[G]ly,
 [D] I got all my sisters with [F/G] me,
 [A] We are fam-i-[G]ly,
 [D] get up everybody and [F/G] sing,
 [A] We are fam-i-[G]ly,
 [D] I got all my sisters with [F/G] me,
 [A] We are fam-i-[G]ly,
 [D] get up everybody and [F/G] sing.

Verse 2:

[A] Living life is fun and we've [Em] just begun
 [D] to get our [A] share,
 of the [Em] world's de-[D]lights
 [A] (*High*) high hopes we [Em] have [D] for the
 [A] future
 and our [Em] goals in [D] sight.
 [A] (*We!*) No, we don't get de-[Em]pressed,
 [D] here's what we [A] call our [Em] golden [D]
 rule.
 [A] Have faith in you and the [Em] things you
 do,
 [D] you won't go [A] wrong, oh no, this is our
 [Em] family [D] jewel.

Chorus:

[A] We are fam-i-[G]ly,
 [D] I got all my sisters with [F/G] me,
 [A] We are fam-i-[G]ly,
 [D] get up everybody and [F/G] sing,
 [A] We are fam-i-[G]ly,
 [D] I got all my sisters with [F/G] me,
 [A] We are fam-i-[G]ly,
 [D] get up everybody and [F/G] sing.
[Fade out]

WE ARE THE CHAMPIONS

QUEEN



Added Intro: | Cm | Gm7 | Cm | Gm7 |

VERSE 1

I've paid my dues — Time after time
 I've done my sen-tence
 But committed no crime
 And bad mis-takes — I've made a few
 I've had my share of sand kicked in my face
 But I've come through
 (And I mean to go on, and on, and on, and on)

CHORUS

We are the champ-ions, my friends
 And we'll keep on fighting till the end
 We are the cham-pions, we are the cham - pions
 No time for lo-sers 'cause we are the cham-pions
 / / Of the world / /

VERSE 2

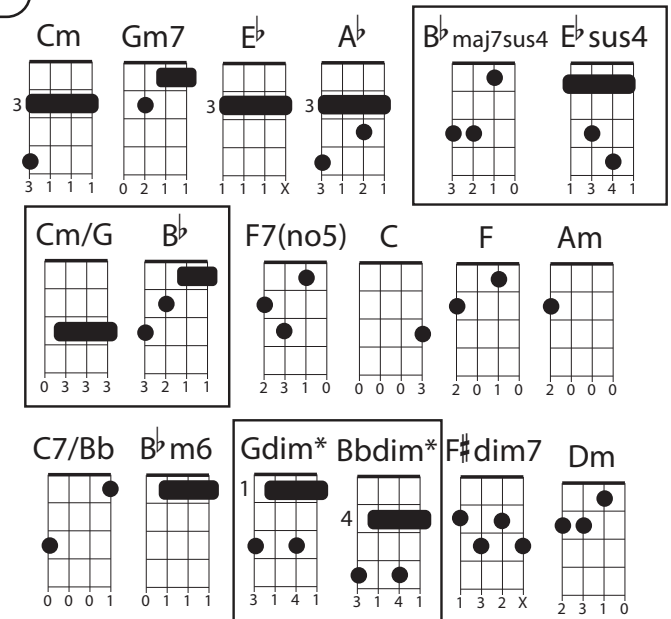
I've taken my bows — And my curtain calls
 You brought me fame and fortune
 And everything that goes with it — I thank you all
 But it's been no bed of roses — No pleasure cruise
 I consider it a chal-lenge before the whole human race
 And I ain't gonna lose
 (And I mean to go on, and on, and on, and on)

CHORUS

We are the champ-ions, my friends
 And we'll keep on fighting till the end
 We are the cham-pions, we are the cham - pions
 No time for lo-sers 'cause we are the
 cham-pions... / / of the world

OUTRO

We are the champ-ions, my friends
 And we'll keep on fighting till the end
 We are the cham-pions, we are the cham - pions
 No time for lo-sers 'cause we are the
 cham-pions... / / **END. Let ring.**



We Will Rock You Queen

Intro: Stomp - Stomp -Clap X8

Buddy you're a boy makin big noise,
Playin' in the street gonna be a big man some day.
You got mud on yo' face, you big disgrace,
Kickin' your can all over the place. *Singin'*

Chorus:

We will, we will, Rock you!

We will, we will, Rock you!

Buddy you're a young man hard man,
Shoutin' in the street gonna take on the world some day.
You got blood on yo' face, big disgrace,
Wavin' your banner all over the place.

Chorus:

We will, we will, Rock you!

We will, we will, Rock you!

Sing it now

Buddy you're an old man poor man,
Pleadin' with your eyes gonna make you some peace some day.
You got mud on your face, big disgrace,
Somebody better put you back into your place.

Outro:

We will, we will, Rock you!

We will, we will, Rock you!

We will, we will, Rock you!

We will, we will, Rock you!

Singin'

.....Everybody

Wicked Solo ending - *Cue We are the Champions* - Cm Gm Cm Gm Then start Vocals

WHAT A WONDERFUL WORLD

Louis Armstrong

F
Key

TIKI NATION
SECRET UKE CLUB TUNEBOOK

For Educational Purposes only. Not for Resale.

Intro: | **F Gm** | **F Gm** |

I see **[F]** trees of **[Am]** green,
[Bb] red roses, **[Am]** too,
[Gm] I see them **[F]** bloom for
[A7] me and for **[Dm]** you,
 And I **[Db]** think to myself,
[Gm] what a **[C9]** wonderful **[F]** world.
[Cdim7] **[Gm]** **[C7]**

I see **[F]** skies of **[Am*]** blue,
[Bb*] clouds of **[Am*]** white,
 The **[Gm*]** bright blessed **[F]** days
 and the **[A7]** dark sacred **[Dm]** nights,
 And I **[Db]** think to myself,
[Gm] What a **[C9]** wonderful **[F]** world.
Gsus2 | **Gm C** |

Bridge:

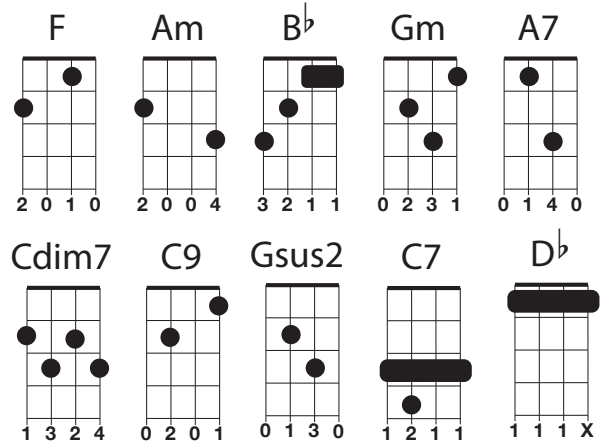
The **[Gm]** colors of the **[C9]** rainbow,
 so **[F]** pretty in the sky,
 Are **[Gm]** also on the **[C9]** faces
 of **[F]** people going by.
 I see **[Dm*]** friends shakin' **[Am*]** hands, sayin',
[Dm*] "How do you **[Am*]** do?"
[Dm*] They're really **[Cdim7]** sayin',
[Gm] I **[Gsus2]** love **[C7]** you."

I hear **[F]** babies **[Am]** cry,
 and **[Bb]** watch them **[Am]** grow,
[Gm] They'll learn so much **[F]** more
 than **[A7]** I will ever **[Dm]** know,
 And I **[Db]** think to myself,
[Gm] What a **[C9]** wonderful **[F]** world.
[Eb] **[D7]**

Ending:

Yes, I **[Gm]** think to myself, **[C9]** what a wonderful **[F]** world." **[Gm]** **[F]**

**Note: Playing the chords & inversions as shown will sound most like the original Louis Armstrong recording.*

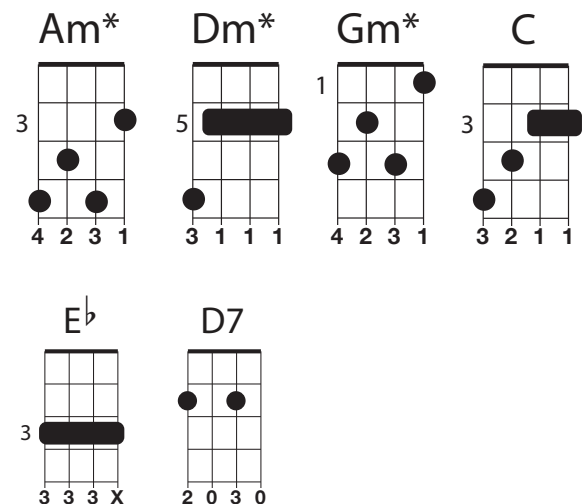


[Bb*] **Bb6***

You can substitute the easy **Bb6** (also called a **Gm7**) for the **Bb** chord.

For *fingerpicking* the best chord to use is the more difficult inversion.

The diagram shows two versions of the Bb6* chord. The first is a standard chord with fingers 5, 1, 3, 2. The second is an inversion with fingers 3, 1, 2, 4, 3. An arrow points to the second version with the text 'For fingerpicking the best chord to use is the more difficult inversion.'



WHEN THE STARS COME OUT

G
Key

TIKI NATION
SECRET UKE CLUB TUNEBOOK

For Educational Purposes only. Not for Resale.

By Chris Stapleton
Written By Chris Stapleton and Dan Wilson
CD: Traveller (2015)

| **G** | **F** | **C** | **G** X2

G
__ I was looking for a change of scene
F
__ You were looking at a magazine
C
It was red carpets and limousines
G
And the grass seemed so much greener
G
__ All we wanted was to get there fast
F
So, we packed up everything we had
C
Running on hope and a tank of gas
G
Like dreams ain't just for dreamers

F **Em**
We couldn't wait to leave that life behind
Am **C**
Trying to find salvation in that city limit sign

Chorus:

G
And one of those LA nights
D
When the stars come out
C **G**
Oh, the stars come out and shine
G
And they burn so bright
D
They drown the down-town lights
C
When the stars come out
G
Oh, when the stars come out

G
__ Everybody's, somebody, someday
F
__ Everybody's got a part to play
C
__ Everybody's trying to find a way
G
To say, what needs saying

G
__ Everybody's got a friend of a friend
F
__ Somebody that can get you in
C
__ Begging angels for a sin
G
In a game that we're all playing

F
You and I, we're gamblers
Em
holding cards that we can't see
Am **C**
And I'm betting on you, you're betting on me

Chorus

| **G** | **D** | **C** | **G** X2

Bridge:

F **Em**
Down on the freeway, the sun is out of sight
Am **C**
_ I got a feeling tonight might be the night
C
Yeah, tonight might be the night

Chorus

D **C** **C**
When the stars come out - oh-whoa-oh,
G | **F** | **C** | **G** X2
When the stars come out,

WHILE MY GUITAR GENTLY WEEPS

The Beatles

Key of Am

SNEAKY TIKI

UKULELE MEETUP & SOCIAL CLUB
SAN DIEGO, CALIFORNIA

Intro: | Am | C6 | D7 | F | Am | G | D | E |

View Intro TAB >

VERSE 1:

I [Am] look at you [C6] all, see the [D7] love there that's [F] sleeping,
[Am] While my gui-[G]tar gently [D] weeps, [E]
I [Am] look at the [C6] floor, and I [D] see it needs [F] sweep-ing,
[Am] Still my guit-[G]ar gently [C6] weeps. [E]

CHORUS 1:

[A] I don't know [C#m] why [F#m] nobody [C#m] told you,
[Bm] How to un-[Bm] fold your [E*] love, [E]
[A] I don't know [C#m] how [F#m] someone con-[C#m] trolled you,
[Bm] They bought and [Bm] so-ld [E*] you. [E]

VERSE 2:

I [Am] look at the [C6] world, and I no-[D7] tice it's turn-[F]ing ,
[Am] While my [G] guitar gently [D] weeps, [E]
With [Am] ev-ery mis-[C6] take, we must [D] surely be [F] learning,
[Am] Still my [G] guitar gently [C6] weeps, [E]

Ukulele Solo:

| Am | C6 | D7 | F | Am | G | D | E |
| Am | C6 | D7 | F | Am | G | C6 | E |

CHORUS 2:

[A] don't know [C#m] how [F#m] you were di-[C#m] verted,
[Bm] You were per-[Bm] verted [E*] too, [E]
[A] I don't know [C#m] how [F#m] you were in-[C#m] verted,
[Bm] No one al-[Bm] erted [E*] you. [E]

VERSE 1:

I [Am] look at you [C6] all, see the [D7] love there that's [F] sleeping,
[Am] While my gui-[G]tar gently [D] weeps, [E]
[Am] (I look) Look at you [C6] all, [D] [F]
[Am] Still my gui-[G]tar gently [C] weeps. [E]

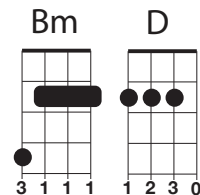
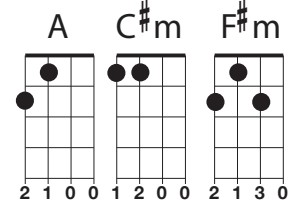
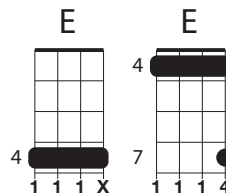
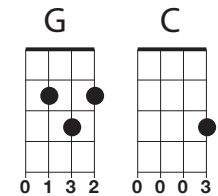
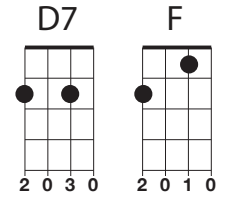
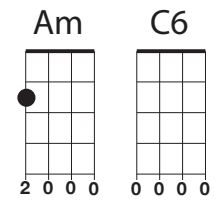
Ukulele Solo:

| Am | C6 | D7 | F | Am | G | D | E |
| Am | C6 | D7 | F | Am | G | C6 | E |

Outro: Fade ad lib words

||: Am | C6 | D7 | F | Am | G | C6 | E :||

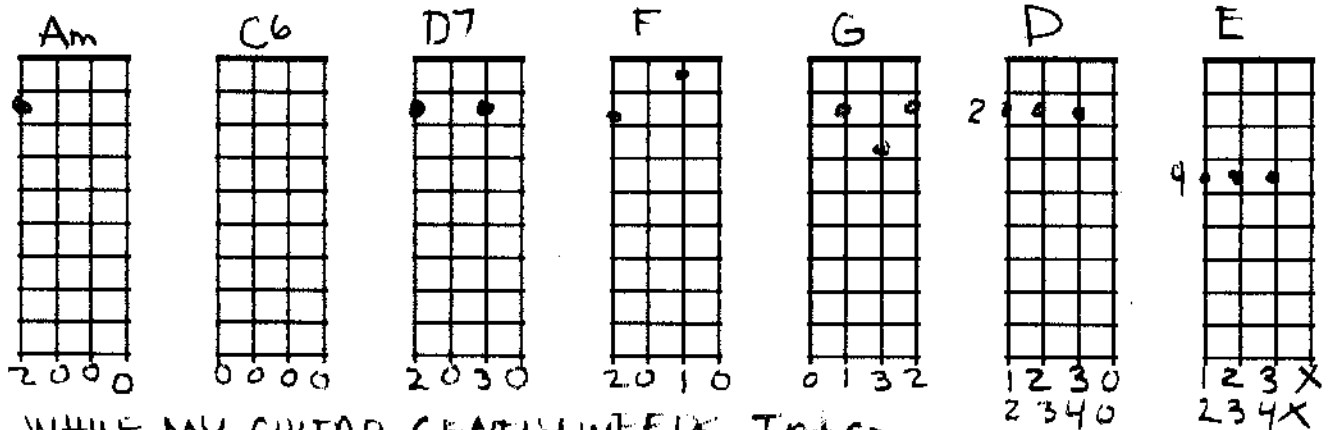
Oh, oh, Oh, oh, Oh, Oh, Oh, oh, oh
Yeah, yeah, yeah, yeah, yeah
Yeah, yeah, yeah, yeah, oh, ooh



* Bass Run - Start it on the E* chord.

Play Uke? Visit TheTikiNation.com

Arr. for GCEA Ukulele by KEV. Last Revision 11.16.2024
For Educational Purposes only. Not for Resale.



WHILE MY GUITAR GENTLY WEEPS Intro

ARR. by KEV

Am C6

UKE TAB: T (m0 0 0 0 0 0), A (1 0), B (p2 2 0^p)

D7 F

UKE TAB: T (m0 0 0 0 2 3), A (1 2), B (p2 2 2 5 3 5)

G D E

UKE TAB: T (5 m 2), A (2 p 3 m), B (4 p 2 0 2 4 5)

This lick overlaps the E chord

UKE TAB: T (4-6-4 2-4 4), A (4-6-4 2-4 4), B (4-6-4 2-4 4)

I arranged this for LOW G (GCEA) UKE, High G work too.

UKE TAB: T (We are mimicing the sound of the PIANO for the INTRO.), A (As the last chord is STRUCK THE GUITAR DOES AN OVERLAPPING LICK.), B (THE CHORD ABOVE THE TAB INDICATE the chords strummed under the solo.)

WICKED GAMES

A
Key
Chris Isaak

TIKI NATION
SECRET UKE CLUB TUNEBOOK

For Educational Purposes only. Not for Resale.

Wicked Intro: ||: Bm A | E :|| X4

The [Bm] world was on fire and
[A] no one could save me but [E] you,
It's [Bm] strange what desire will
[A] make foolish people [E] do,
[Bm] I never dreamed that
[A] I'd meet somebody like [E] you,
And [Bm] I never dreamed that I'd
[A] lose somebody like [E] you.

Chorus:

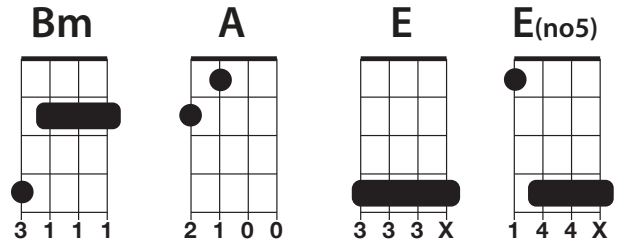
No, [Bm] I [A] don't wanna fall in [E] love,
[E] *(This world is only gonna break your heart)*
No, [Bm] I [A] don't wanna fall in [E] love,
(This world is only gonna break your heart)
with [Bm] you... [A] [E]
(This world is only gonna break your heart)
with [Bm] you... [A] [E]

[Bm] What a wicked [A] game to play, [E] to make
me feel this way,
[Bm] What a wicked [A] thing to do, [E] to let me
dream of you,
[Bm] What a wicked [A] thing to say, [E] you
never felt this way,
[Bm] What a wicked [A] thing to do, [E] to make
me dream of you and

Chorus 2:

[Bm] I [A] wanna fall in [E] love
(This world is only gonna break your heart)
No, I [Bm] wanna [A] fall in [E] love
(This world is only gonna break your heart)
with [Bm] you A | E |

View Intro TAB



Interlude: ||: Bm A | E :|| X4

The [Bm] world was on fire and
[A] no one could save me but [E] you
It's [Bm] strange what desire will
[A] make foolish people [E] do
I [Bm] never dreamed that
[A] I'd love somebody like [E] you
And [Bm] I never dreamed that
[A] I'd lose somebody like [E] you

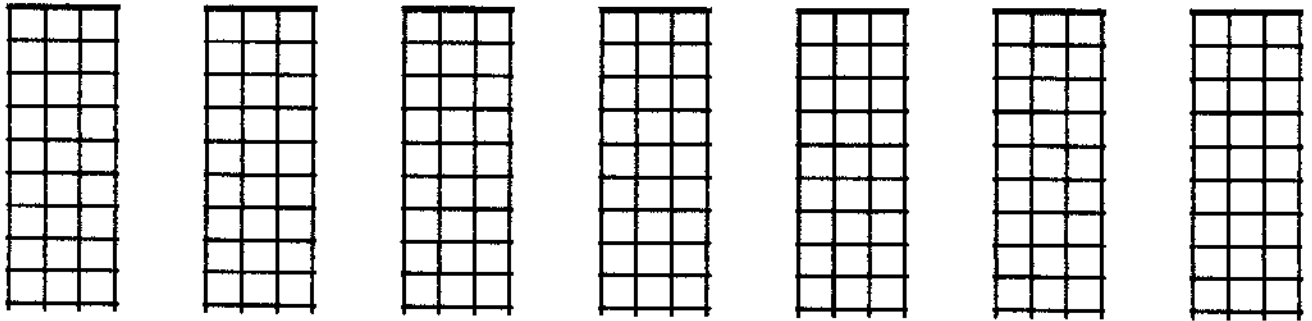
Chorus:

No, [Bm] I [A] wanna fall in [E] love,
(This world is only gonna break your heart)
No, [Bm] I [A] wanna fall in [E] love,
(This world is only gonna break your heart)
with [Bm] you A | E |
with [Bm] you A | E |

Outro:

No, [Bm] I [A] _____ [E]
(This world is only gonna break your heart)
[Bm] [A] _____ [E]

[Bm] Nobody [A] loves no [E] one... END



WICKED GAMES INTRO

ARR. KEV

UKE T A B

Bm A E E

4 4 6 6 4 4

UKE T A B

Bm A E E

2 2 4 2 1 4 1 2 1

UKE T A B

Bm A E Repeat this line

2 2 2 2 4 2 2 4 4 1 4 2 1 1 2 4

UKE T A B

UKE T A B

WILD HORSES

The Rolling Stones

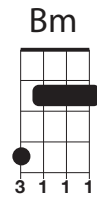
Key of G

SNEAKY TIKI
UKULELE MEETUP & SOCIAL CLUB
SAN DIEGO, CALIFORNIA

Intro: | G | Am | G | Am | G |

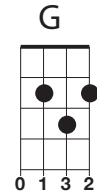
Verse 1:

[Bm] Childhood [G] living is [Bm] easy to [G] do
[Am] The things you [C] wanted [D] [G] I bought them for [D] you [C]
[Bm] Graceless [G] lady you [Bm] know who I [G] am
[Am] You know I can't [C] let you [D] [G] slide through my [D] hands



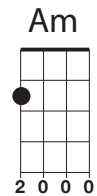
Chorus:

[Am] Wild [C] horses [D] [G] couldn't [F] drag me a-[C]way [Bm]
[Am] Wild, wild [C] horses [D] [G] couldn't [F] drag me a-[C]way



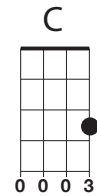
Verse 2:

[Bm] I watched you [G] suffer [Bm] a dull aching [G] pain
[Am] Now you've de-[C]cided [D] [G] to show me the [D] same [C]
[Bm] No sweeping [G] exit, [Bm] or offstage [G] lines
[Am] Could make me feel [C] [D] bitter or [G] treat you un-[D]kind



Chorus:

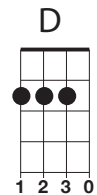
[Am] Wild [C] horses [D] [G] couldn't [F] drag me a-[C]way [Bm]
[Am] Wild, wild [C] horses [D] [G] couldn't [F] drag me a-[C]way



Solo:

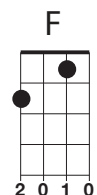
| F | C | F | C C C D | G | G |

[Bm] I know I've [G] dreamed you a [Bm] sin and a [G] lie
[Am] I have my [C] freedom, [D] [G] but I don't have much [D] time [C]
[Bm] Faith has been [G] broken, [Bm] tears must be [G] cried
[Am] Let's do some [C] [D] living [G] after we [D] die



Chorus 2:

[Am] Wild [C] horses [D] [G] couldn't [F] drag me a-[C]way [Bm]
[Am] Wild, wild [C] horses [D] [G] we'll [F] ride them some-[C]day



Instrumental

1 2 3 4+

| Bm | G | Bm | G | Am | C C C D | G | D |

Chorus 2:

[Am] Wild [C] horses [D] [G] couldn't [F] drag me a-[C]way [Bm]
[Am] Wild, wild [C] horses [D] [G] we'll [F] ride them some-[C]day... [D][G]

WILD THING The Troggs



Intro :

A **D** **E**

↓ ↓ ↑ ↓ ↑ ↓ ↓ ↓ ↓ ↓ ↓

A **D** **E**

Chorus:

[A] Wild Thing! [D] [E] [D]
 You make my [A] heart sing, [D] [E] [D]
 You make [A] everything, [D] Gro-ovy. [E] [D]
 [A] Wild Thing. [D] [E]



Vocal Break 1:

[C6] [A] [C6] [A] ^[LET LAST CHORD RING] (tacit) Wild Thing! I think I love you,
 [C6] [A] [C6] [A] (tacit) But I wanna know for sure.
 [C6] [A] [C6] [A] (tacit) C'mon and hold me tight,
 (tacit) I love you [2 3 4 &]

A **D** **E** **D**

↓ ↓ ↑ ↓ ↑ ↓ ↓ X ↓ ↑

Chorus: Repeat

[A] Wild Thing! [D] [E] [D]
 You make my [A] heart sing. [D] [E] [D]
 You make [A] everything [A] Gro-ovy. [E] [D] [A]
 Wild Thing. [D] [E]



Ocarina Solo:

[A] [D] [E] [D]
 [A] [D] [E] [D]
 [A] [D] [E] [D]
 [A] [D] [E]
 ↓ ↓ ↓ ↓

Vocal Break 2:

[C6] [A] [C6] [A] Wild Thing! I think you move me.
 [C6] [A] [C6] [A] (tacit) But I wanna know for sure.
 [C6] [A] [C6] [A] (tacit) So c'mon and hold me tight.
 [C6] [A] [C6] [A] (tacit) You move me.

[A] [D] [E] [D]

[A] [D] [E]

↓ ↓ ↓ ↓ ↓ ↓ ↓ ↓

↓ ↓ ↓ ↓ ↓ ↓ ↓ ↓

↓ ↓ ↓ ↓ ↓ ↓ ↓ ↓ ↓ ↓ ↓ ↓ ↓ ↓ ↓ ↓

Chorus:

[A] Wild thing! [D] [E] [D]
 You make my [A] heart sing. [D] [E] [D]
 You make [A] everything, [D] Gro-ovy. [E] [D]
 [A] Wild Thing! [D] [E] c'mon c'mon.
 [A] Wild thing! [D] [E]

Outro:

[D] Shake it shake it [A] Wild Thing! [D] [E] [A]

Main Strum Groove (easy):

A **D** **E** **D**

↓ ↓ ↑ ↓ ↑ ↓ ↓ ↓ ↓

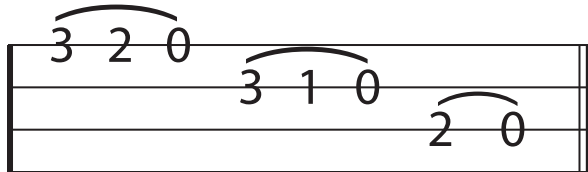
WILD WORLD

Cat Stevens



For Educational Purposes only. Not for Resale.

Intro Lick:



Am	D7	G	Cmaj7
la la la la	la la la la la	ah la la la	la la la la la
F	Dm	E	
ah la la la la	la la la la la	la la la	lul la

Am	D7	G
Now that I've lost everything to you		
Cmaj7	F	
You say you wanna start something new		
Dm	E	
And it's breaking my heart you're leavin'.....	Baby I'm grievin'	

Am	D7	G
But if you want to leave take good care		
Cmaj7	F	
Hope you have a lot of nice things to wear		
Dm	E	G7
But then a lot of nice things turn bad out there		

Chorus:

C	G	F		
Oh baby baby it's a wild world (Lick or Na-Na-Na-Na)				
G	F	C		
It's hard to get by just upon a smile				
C	G	F		
Oh baby baby it's a wild world (Lick or Na-Na-Na-Na)				
G	F	C	D	E
I'll always re-member you like a child, girl				

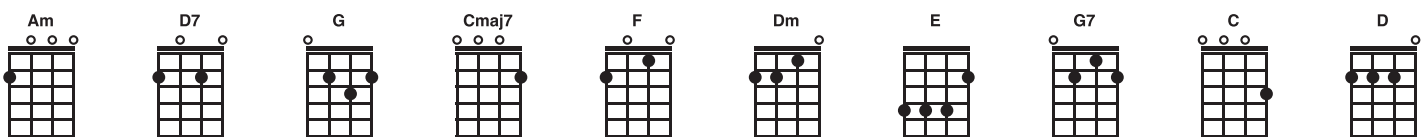
Am	D7	G
You know I've seen a lot of what the world can do		
Cmaj7	F	
And it's breaking my heart in two		
Dm	E	
Because I never want to see you sad girl		
.....Don't be a bad girl		
Am	D7	G
But if you want to leave take good care.		
C	F	
Hope you make a lot of nice friends out there		
Dm	E	G
But just re-member theres a lot of bad and be-ware		

Chorus:

Am	D7	G	Cmaj7	F	Dm	E
Instrumental //	//	// //	// //	Baby I love you...		

Am	D7	G
But if you want to leave take good care.		
C	F	
Hope you make a lot of nice friends out there		
Dm	E	G
But just re-member theres a lot of bad and be-ware		

Chorus x2 end on C



Will You Still Love Me Tomorrow

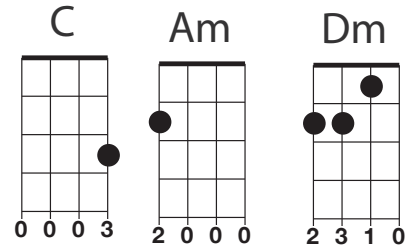
Amy Winehouse



Intro: $\overset{C}{/ / / /}$ x 4

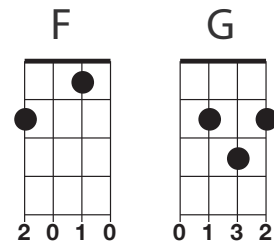
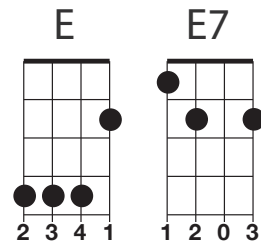
Verse 1:

$\overset{C}{\text{Tonight you're mine com-}} \overset{Dm}{\text{plete-}} \overset{G}{\text{ly}}$
 $\overset{C}{\text{You give your love...}} \overset{F}{\text{so}} \overset{G}{\text{sweet-}} \overset{G}{\text{ly}}$
 $\overset{E}{\text{Tonight, the light of}} \overset{E7}{\text{l'ove}} \overset{Am}{\text{is}} \overset{Am}{\text{in your eyes}}$
 $\overset{F}{\text{Will you still love me}} \overset{G}{\text{to-}} \overset{C}{\text{morrow?}} \overset{C}{\text{}}$



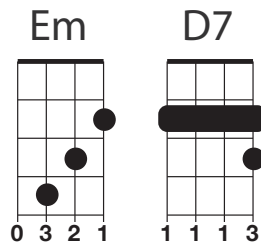
Verse 2:

$\overset{C}{\text{Is this a lasting}} \overset{Dm}{\text{treasure}}$
 $\overset{C}{\text{Or just a moment's}} \overset{F}{\text{pleasure?}}$
 $\overset{E}{\text{Can I believe the}} \overset{E7}{\text{magic}} \overset{Am}{\text{of your}} \overset{Am}{\text{sighs?}}$
 $\overset{F}{\text{Will you still love me}} \overset{G}{\text{to-}} \overset{C}{\text{morrow?}} \overset{C}{\text{}}$



Bridge:

$\overset{F}{\text{Tonight with words}} \overset{Em}{\text{un-spoken}}$
 $\overset{F}{\text{You say that I'm the}} \overset{C}{\text{only one}}$
 $\overset{F}{\text{But will my heart}} \overset{Em}{\text{be broken}}$
 $\overset{Am}{\text{When the night}} \overset{D7}{\text{meets}} \overset{G}{\text{the morning sun?}}$



Verse 3:

$\overset{C}{\text{I'd like to know}} \overset{Dm}{\text{that your}} \overset{G}{\text{love}}$
 $\overset{C}{\text{Is a love I can be}} \overset{F}{\text{sure}} \overset{G}{\text{of...}}$
 $\overset{E}{\text{So tell me now, and}} \overset{E7}{\text{I won't ask}} \overset{Am}{\text{a-}} \overset{Am}{\text{gain}}$
 $\overset{F}{\text{Will you still love me}} \overset{G}{\text{to-}} \overset{C}{\text{morrow?}} \overset{C}{\text{}}$

Outro: Repeat and fade out.

$\overset{F}{\text{Will you still love me}} \overset{G}{\text{to-}} \overset{C}{\text{morrow?}} \overset{C}{\text{}}$

WILLIN'

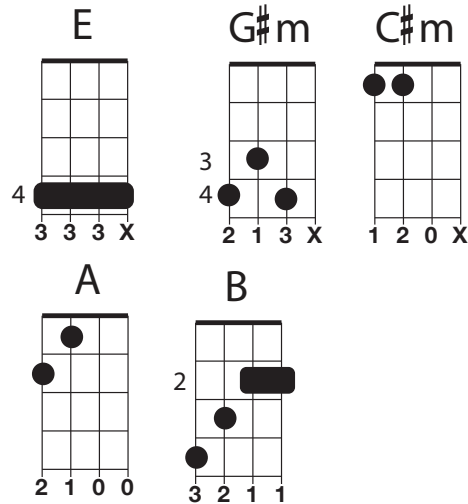
Linda Rondstat (A Little Feat Cover)

E
Key

TIKI NATION
SECRET UKE CLUB TUNEBOOK

For Educational Purposes only. Not for Resale.

Level 1 Chords



Intro: | E | G#m | C#m | A | E | A B A E |



Verse 1:

I've been [E] warped by the rain,

[G#m] Driven by the snow,

[C#m] Drunk and dirty,

[A] Don't you know

But I'm [E] still | A B A E | willin'.




Verse 2:

[E] Out on the road,

[G#m] Late last night I [C#m] seen my

pretty Alice in [A] every headlight

[E] Alice... | A | B | Dal- [A] las [E] Alice.



Chorus:

And I been from [A] Tuscon to Tu-cum-[B]cari,

Te-[B]hach-a-pi to Tona-[E]pa

Driven [E] every kind of rig

that's ever been [A] made,

[A] Driven the back roads,

so I [A] wouldn't get [B] weighed.

[N.C.] *And if you give me ... (pause)*

[A] Weed, [E] Whites [F#m] and [E] wine,

and you show me a [B] sign,

I'll be [E] willin'... [A] to be [E] movin'.



Intro: | E | G#m | C#m | A | E | A B A E | X2



Verse 3:

[E] Kicked by the wind,

[G#m] Robbed by the sleet,

Had my [C#m] head stoved in,

but I'm [A] Still on my feet,

And I'm [E] still... | A B A | [E] Willin'...



Verse 4:

And I [E] smuggled some smokes,

from folks in [G#m] Mexico...

[C#m] Baked by the sun every [A] time I go,

to [E] Mexico, [A] Ah but [B] now I'm [E] still...

Repeat Chorus and end.

WISH YOU WERE HERE G Key

Pink Floyd

TIKI NATION
SECRET UKE CLUB TUNEBOOK

For Educational Purposes only. Not for Resale.

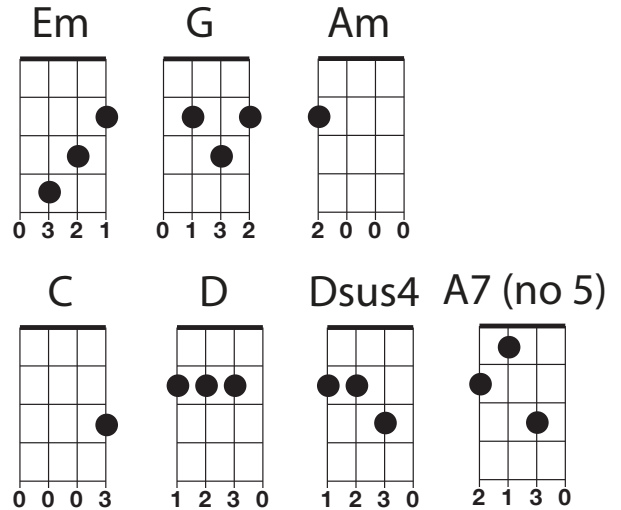
View Lead TAB >

Intro:

| Em | G | Em | G |
| Em | A7(no5) | Em | A7(no5) | G | G |

Solo: Enter Uke 2

| Em | G | Em | G |
| Em | A7(no5) | Em | A7(no5) | G |



Verse 1:

[C] So, so you think you can [D] tell
Heaven from [Am] Hell
Blue skies from [G] pain
Can you tell a green [D] field
From a cold steel [C] rail
A smile from a [Am] veil
Do you think you can [G] tell?

Verse 2:

Did they get you to [C] trade
Your heroes for [D] ghosts
Hot ashes for [Am] trees
Hot air for a [G] cool breeze
Cold comfort for [D] change
Did you ex-[C]change
A walk-on part in the [Am] war
For a lead role in a [G] cage

Solo 2:

| Em | G | Em | G |
| Em | A7(no5) | Em | A7(no5) | G |

Verse 3:

[C] How I wish
How I wish you were [D] here
We're just [Am] two lost souls
Swimming in a fish bowl
[G] Year after year
[D] Running over the same old ground
[C] What have we found?
The same old [Am] fears
Wish you were [G] here

Outro Solo:

| Em | G | Em | G |
| Em | A7(no5) | Em | A7(no5) | G | G |

[Fade out]

| Em | G | Em | G |
| Em | A7(no5) | Em | A7(no5) | G |

View Intro TAB

View Solo TAB

Wish You Were Here - Picking part 1

TAB

Em ↓ ↑ ↓ G ↓ ↑ ↓

		2	2	2		2	2	2
		3	3	3	3	3	3	3
2	4	4	4	4	4	2	2	2
2	4					0		

Em ↓ ↑ ↓ G ↓ ↑ ↓

		2	2	2		2	2	2
		3	3	3	3	3	3	3
0	2	4	4	4	4	2	2	2
0	2					0		

Em ↓ ↑ ↓ A7 (no 5) ↓ ↑ ↓

		2	2	2		0	0	0
		3	3	3	0	3	3	3
0	2	4	4	4	2	1	1	1
0	2							

Em ↓ ↑ ↓ Dsus4 ↓ ↑ ↓ A7 (no 5) ↓ ↑ ↓

		2	2	2		0	0	0
		3	3	3	0	3	3	3
2	4	4	4	4	2	2	2	1
2	4					2	2	2

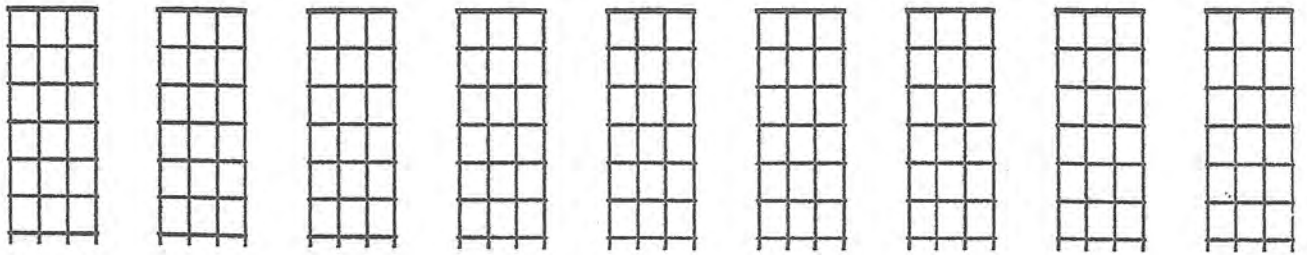
G ↓ ↑ ↓ ↑ G ↓ ↑ ↓ ↑

		2	2	2	2	2	2	2
		3	3	3	3	3	3	3
2	4	2	2	2	2	2	2	2
2	4	2				0		

< Back To Wish You Were Here

0	2	4	2					

FOR LOW G UKE
 Transcribed by KEV
 PINK FLOYD Nov. 6, 2023



WISH YOU WERE HERE
SOLD part 2

LOW G UKE
(9 C# A)

TAB

2	4	2	4	2	2	2	2	(2)
2	4	4	4	2	0	4	2	2

5	3	0						
4	2	4	2	2	(2)	4	2	2
4	2	4	2	2	4	4	0	(0)

				Full				
2	4	2	4	4	(6)	4	2	4
2	4	4	4	4	(6)	4	2	4

Full		Full			
4	(6)	2	4	4	(6)
4	(6)	2	4	2	4

Full		Full			
4	(6)	4	2	4	2
4	(6)	4	2	4	2

ENDING

WITCHY WOMAN

The Eagles KEY of Gm

TIKI NATION
SECRET UKE CLUB TUNEBOOK

For Educational Purposes only. Not for Resale.

Intro:

| Gm Gm F Dm Dm | F Dm Dm C Bb Gm | Gm Gm F Dm Dm | F Dm Dm C Bb C |
1 & trip-o-let trip-o-let - trip-o-let | 1 & trip-o-let trip-o-let - trip-o-let

Rhythm Break: Strum up on Beats 2 & 4

Gm ↑ ↑ X2

a 1 e & a 2 & a 3 e & a 4 &

Vocal Break:

Ah Ah Ah Ah Ha Ah Ha Ah
| Gm | Dm | Dm | Gm | Gm | Dm | Dm | Gm

Verse 1:

[Gm] Raven hair and [D7] ruby lips
[D7] Sparks fly from her [C] fin- [Bb] ger [Gm] tips
[Gm] Echoed voices [D7] in the night
She's a [D7] restless spirit on an [C] end-[Bb] less [Gm] flight

Riff 3:

| Gm Gm F Dm Dm | F Dm C6 Dm C Bb Gm |
1 & trip-o-let 1 e & 2 - trip-o-let |
| Gm Gm F Dm Dm | F Dm C6 Dm C Bb C |
1 & trip-o-let 1 e & 2 - trip-o-let ... |

Chorus:

[Gm]Woo hoo, [D7] witchy woman
See how high she [C] fly- [Bb] eye- [Gm] -eyes
[Gm] Woo hoo, [D7] witchy woman
[D7] She got the moon in her eye- [Bb] eye- [Gm] -eyes

Bridge:

Well, [Gm] I know you want a lover
But [Gm] let me tell you, brother
She's been [C] sleeping in the [Bb] devil's [Gm] bed
There's a [Gm] rumor going round,
[Gm] someone's underground,
She can [C] rock you in the [Bb] night-time
'til your [Gm] skin turns red

| Gm Gm F Dm Dm | F Dm C6 Dm C6 Bb C Bb Bb Gm - |
1 & trip-o-let 1 e & 2 e & 3 e & 4 -

Chorus:

Verse 2:

[Gm] She held me spellbound [D7] in the night
[D7] Dancing shadows and [C] fl- [Bb] er- [Gm] - light
[Gm] Crazy laughter in a- [D7] nother room
And she [D7] drove herself to madness with a [C] sil - [Bb] ver [Gm] spoon

Ending Riff

II: F Dm C6 Dm C6 Bb C Bb Bb Gm :II X2
1 e & 2 e & 3 e & 4

Chorus:

Riff 2:

| Gm Gm F Dm Dm | F Dm C6 Dm C Bb Gm |
1 & trip-o-let 1 e & 2 - trip-o-let |
| Gm Gm F Dm Dm | F Dm C6 Dm C6 Bb C Bb Bb Gm
1 & trip-o-let | 1 e & 2 e & 3 e & 4 - - |

Solo:

II: Gm | Gm | C Bb | Gm :II

Arranged by KEV Last Rev. OCT 22, 2021

With Or Without You U2

Verse 1:

^D See the stone set in your eyes,
^A see the thorn twist in your side, - I wait for you ^{Bm}

Verse 2:

^D Sleight of hand and twist of fate ^{Bm}
on a bed of nails she makes me wait, and I wait.... with out you ^G

Pre Chorus:

With or without you ^D - With or without you ^{Bm} ^G

Verse 3:

^D Through the storm we reach the shore, ^{Bm}
you give it all but I want more, - and I'm waiting for you ^G

With or without you, with or without you ah ha ^D ^A ^{Bm} ^G
I can't live - with or without you ^D ^A ^{Bm} ^G

Break: ^D / / / / ^A / / / / ^{Bm} / / / / ^G / / / /

Bridge:

And you give yourself away, and you give yourself away, ^D ^A ^{Bm} ^G
and you give, and you give, and you give yourself away ^D ^A ^{Bm} ^G

Verse 1:

^D My hands are tied, my body bruised,
she's got me with, nothing to win, and nothing left to lose ^A ^{Bm} ^G

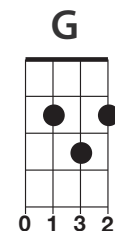
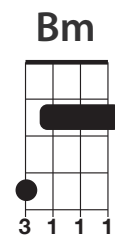
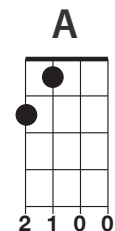
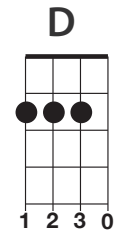
Verse 1:

And you give yourself away, and you give yourself away, ^D ^A ^{Bm} ^G
and you give, and you give, and you give yourself away ^D ^A ^{Bm} ^G

Chorus

With or without you - With or without you ^D ^A ^{Bm} ^G
I can't live - With or without you...with or without you... ^D ^A ^{Bm} ^G

Repeat Chords x2 Sing Ooos and fade



WONDERFUL TONIGHT

Eric Clapton

KEY of: FG

TIKI NATION
SECRET UKE CLUB TUNEBOOK

For Educational Purposes only. Not for Resale.

Intro: ||: **G D** | **C D** :||

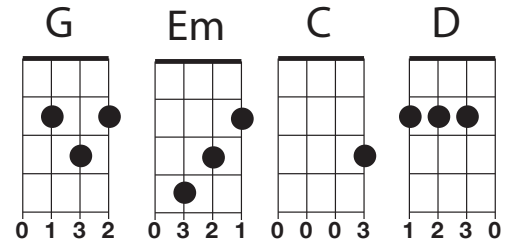
It's [**G**] late in the [**D**] evening,
[**C**] She's wondering what [**D**] clothes to wear.
[**G**] She puts on her [**D**] makeup,
And [**C**] brushes her [**D**] long blonde hair.

[**C**] And then she [**D**] asks me,
[**G**] "Do I [**D**] look all [**Em**] right?"
And I say, [**C**] "Yes, you look
[**D**] wonderful to-[**G**]night". [**D**] [**C**] [**D**]


We [**G**] go to a [**D**] party,
A [**C**] every one [**D**] turns to see.
[**G**] This beautiful [**D**] lady,
[**C**] walking a-[**D**]round with me.

[**C**] And then she [**D**] asks me,
[**G**] "Do you [**D**] feel all [**Em**] right?"
And I said, [**C**] "Yes, I feel
[**D**] wonderful to-[**G**]night". [**G**]

I feel [**C**] wonderful, be-[**D**]cause I see the
[**G**] love light [**D**] in your [**Em**] eyes.
Then the [**C**] wonder of it [**D**] all,
That you [**C**] just don't real-[**D**]ize ...
How much I [**G**] love you. [**D**] [**C**] [**D**]
[**G**] [**D**] [**C**] [**D**]



Intro/Solo Lick*



It's [**G**] time to go [**D**] home now,
[**C**] And I've got an aching [**D**] head.
[**G**] So I give her the [**D**] car keys,
[**C**] And she helps me to [**D**] bed.
[**C**] And then I [**D**] tell her,
[**G**] As I [**D**] turn out the [**Em**] light.
I say, [**C**] "My darling you were,
[**D**] wonderful to-[**G**]night". [**D**] [**Em**][**D**]

"Oh, my [**C**] darling,
you were [**D**] wonderful
to-[**G**]night"... [**D**] [**C**] [**D**]

SOLO LICK
Outro: | **G D** | **C D** | **G END**

*On *this version* I've simplified Eric Clapton's Solo and replaced the more advanced Bendy Licks with simple notes.

SNEAKY TIKI MEDLEY SHMEDLEY 1 OF 2

YOU CAN'T ALWAYS GET WHAT YOU WANT

The Rolling Stones

I [C]saw her today at the re-[F]ception
A [C]glass of wine in her [F]hand
I [C]knew she would meet her con-[F]nection
At her [C]feet was a footloose [F]man

CHORUS

No, you [C]can't always get what you [F]want
You [C]can't always get what you [F]want
You [C]can't always get what you [F]want
But if you [D]try sometime... You'll [F]find
You get what you [C]need [F] [C] [F]

VERSE 2

(And) I went down to the demonstration
To get my fair share of abuse
Singing, "We're going to vent our frustration
If we don't, we're gonna to blow a 50-amp fuse"

CHORUS

VERSE 3

I went down to the Chelsea drugstore
To get your prescription filled
I was standing in line with Mr. Jimmy
And man, did he look pretty ill
We decided that we would have a soda
My favorite flavor, cherry red
I sung my song to Mr. Jimmy
Yeah, and he said one word to me, and that was
"dead"
I said to him:

CHORUS

TAKE A WALK ON THE WILD SIDE

Lou Reed
Doot -Da- Doot - Da - Doot

MY GIRL

The Temptations

VERSE 1

I've got [C]sunshine.... [F] on a cloudy [C]day [F]
When it's [C]cold outside...
[F]I've got the month of [C]May [F]

PRE-CHORUS

[C] I [Dm]guess [F]you'd [G]say
[C]What can [Dm]make me [F]feel this [G]way?

CHORUS

[C]My girl.... my girl....my girl
Talkin' 'bout [Dm]My Girl! my girl [G] [G]

VERSE 2

I've got [C]so much honey, [F]the bees envy [C] me [F]
I've got a [C]sweeter song...
[F]than the birds in the [C]trees [F]

Repeat Pre-Chorus and Chorus

JUST MY IMAGINATION (Running away With Me)

The Temptations

VERSE 1

Each [C]day through my window...
I [F]watch her as she passes [C] by [F]
I [C]say to myself... you're [F]such a lucky [C]guy [F]
[C]To have a girl like [F]her is truly a
[C]dream come true, [F] Out of [C]all the fellows in the
[F]world she be-[C]longs to me [F]

CHORUS

But it was [C]Just my 'mag-in-a-tion...[F]
[C]runnin' away with me... [F]
It was [C]just my 'mag-in-a-[F]tion runnin'
a- [C]way with me... [F]

Go to page 2 >

SNEAKY TIKI MEDLEY SHMEDLEY 2 OF 2

FEELIN' ALRIGHT Joe Cocker

VERSE 1

[C]Seems I've got to have a [F]change of scene
'Cause [C]ev'ry night I have the [F]strangest
dreams;
Im-[C]prisoned by the way it [F]could have been
[C]Left here on my own or [F]so it seems

[C]I've got to leave before I [F]start to scream
But [C]someone locked the door and [F]took the
key...

CHORUS

You feelin' [C]al-right [C7] [F]
I'm not feelin' too [C]good myself [C7] [F]

Well, You feelin' [C]al-right [C7] [F]
I'm not feelin' too [C]good myself [C7] [F]

COCONUT Harry Nilsson

VERSE 1

Brother bought a coconut,
he bought it for a dime
His sister had another one,
she paid it for a lime
She put the lime in the coconut,
she drank them both up
She put the lime in the coconut,
she drank them both up
She put the lime in the coconut,
she drank them both up
She put the lime in the coconut, she called the
doctor, woke him up and said,

VERSE 2

"Doctor, ain't there nothin' I can take?"
"I say, doctor, to relieve this bellyache?"
"I say, doctor, ain't there nothin' I can take?"
I say, doctor, to relieve this bellyache?

VERSE 3

Now let me get this straight

You put the lime in the coconut,
you drank them both up
You put the lime in the coconut,
you drank them both up
Put the lime in the coconut, you drank them both up
Put the lime in the coconut,
you called your doctor, woke him up and said,

VERSE 2 (REPEATED)

"Doctor, ain't there nothin' I can take?"
"I said, doctor, to relieve this bellyache?"
"I said, doctor, ain't there nothin' I can take?"
I said, doctor, to relieve this bellyache?

CHORUS

You put the lime in the coconut,
You drink 'em both up,
You put the lime in the coconut,
You put them both together,
Put the lime in the coconut, then you feel better
Put the lime in the coconut, drink 'em both up
Put the lime in the coconut,
and call me in the morning

INTERLUDE

Whoo-whooh-whooh, whooh-oooh-oooh, whooh-oooh-oooh
Whoo-whooh-whooh, whooh-oooh-oooh, whooh-oooh-oooh
Whoo-whooh-whooh, whooh-oooh-oooh, whooh-oooh-oooh
Whoo-whooh-whooh, whooh-oooh-oooh, whooh-oooh-oooh

CHORUS

TAG:

||: If you call me in the morning, I'll tell you what to do:||

Such a silly woman....
Such a silly woman....
Such a silly woman.... (Fade Out)

YOU CAN'T ALWAYS GET WHAT YOU WANT The Rolling Stones



Intro: |: C | F | C | F :|

Verse 1:

I [C] saw her today at the re- [F]-ception
A [C] glass of wine in her [F] hand
I [C] knew she would meet her con-[F]nection
At her [C] feet was her footloose [F] man,

Chorus:

No, you [C] can't always get what you [F] want
You [C] can't always get what you [F] want
You [C] can't always get what you [F] want
But if you [D] try sometime [F] you'll find
You get what you [C] need [F]

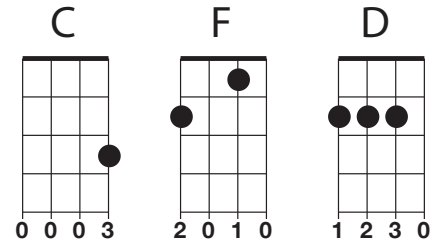
Verse 2:

And I [C] went down to the de-mon-[F]-stration
To [C] get my fair share of a-[F]-buse
Singing, [C] "We're gonna vent our frus-[F]-tration
If we [C] don't we're gonna blow a fifty-amp [F] fuse"
Sing it to me, honey

Chorus:

No, you [C] can't always get what you [F] want
You [C] can't always get what you [F] want
You [C] can't always get what you [F] want
But if you [D] try sometime [F] you'll find
You get what you [C] need [F]

I [C] went down to the Chelsea [F] drugstore
To [C] get your prescription [F] filled
I was [C] standing in line with Mr. [F] Jimmy
And, [C] man, did he look pretty [F] ill
We [C] decided that we would have a [F] soda
My [C] favorite flavor, [F] cherry red
I [C] sung my song to Mr.[F] Jimmy
Yeah, and he [C] said one word to me,
and that was [F] "dead"



Chorus:

No, you [C] can't always get what you [F] want
You [C] can't always get what you [F] want
You [C] can't always get what you [F] want
But if you [D] try sometime [F] you'll find
You get what you [C] need [F]

Verse:

I [C] saw her today at the re-[F]-ception
In her [C] glass was a [F] bleeding man
She was [C] practiced at the art of de[F]-ception
Well, I could [C] tell by her blood-stained [F]
hands, *Sing it*

Chorus/ Jam Out

No, you [C] can't always get what you [F] want
You [C] can't always get what you [F] want
You [C] can't always get what you [F] want
But if you [D] try sometime [F] you'll find
You get what you [C] need [F]

You Really Got A Hold On Me

Smokey Robinson and the Miracles

Key of C



SAN DIEGO, CALIFORNIA
meetup.com/sneakytiki

C Am C Am

Intro

Intro

Verse 1:

C
I don't like you... but I love you

Am
Seems that I'm always..... thinkin' of you

C C7 F F7 D7
Tho' oh oh you treat me badly I love you madly

G7 C
You really got a hold on me (you really got a hold on me)

Am
You really got a hold on me (you really got a hold on me) Baby! -

Verse 2:

C
I don't want you but I need you

Am
Don't wanna kiss you but I need to

C C7 F
Tho' oh oh you do me wrong now

F7 D7
My love is strong now

G7 C
You really got a hold on me (you really got a hold on me)

Am
You really got a hold on me (you really got a hold on me) Baby! -

Bridge:

C C7 F F7
I love you and all I want you to do is just

C F C G7
Hold me! Hold me! (STOP) Hold me (STOP) Hold me ... (Let Ring)

Lick

C F G7 C
/ / / / / / / Tighter... (x2)

Verse 3:

C
I wanna leave you don't wanna stay here

Am
Don't wanna spend another day here

C C7 F F7 D7
Tho' oh oh I wanna split now I can't quit now

G7 C
You really got a hold on me (you really got a hold on me)

Am
You really got a hold on me (you really got a hold on me) Baby! -

C C7 F F7
I love you and all I want you to do is just

C C G7
Hold me! (Stop) Hold Me Squeeze (Stop) hold me Hold me...

Outro:

Lick

C
You really got a hold on me
(you really got a hold)

Am
I said you really got a hold on me
(you really got a hold)

Repeat and fade out...

YOU SHOULD PROBABLY LEAVE

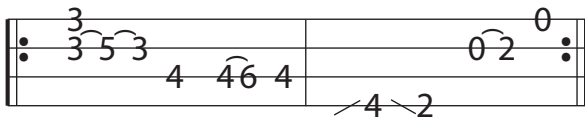
Chris Stapleton

A
Key

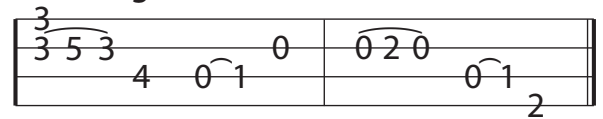
TIKI NATION
SECRET UKE CLUB TUNEBOOK

For Educational Purposes only. Not for Resale.

Intro: ||: F#m A D A :|| X2

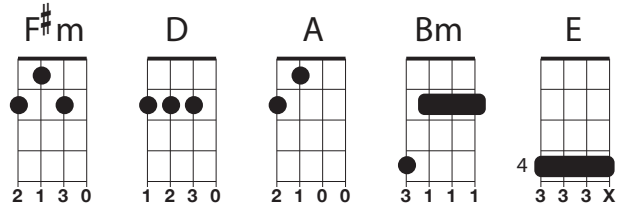


End Tag Outro Lick



Verse 1:

[F#m] I know it [A] ain't [D] all that [A] late,
But you should [F#m] probably [A] leave. [D] [A]
And [F#m] I re-cog-[A] nize that
[D] look in your [A] eyes,
Yeah, you should [F#m] probably [A] leave. [D] [A]



Chorus:

'Cause [E] I know [F#m] you
and [D] you know [A] me,
And [E] we both [F#m] know,
where this is [D] gonna' [A] lead,
And you [E] want me to [F#m] say that I
[D] want you to [A] stay
So you should [F#m] probably [A] leave [D] [A]
Yeah, you should [F#m] probably [A] leave [D] [A]

Bridge:

Like a [D] devil on my [A] shoulder,
you keep [Bm] whisperin'
[A] in my [D] ear [D]
And it's [D] gettin' kinda [A] hard for [Bm] me to
do the [A] right thing [E] here... I wanna do the
right thing, baby.

Verse 2:

[F#m] There's still [A] time for you to
[D] finish your [A] wine
Then you should [F#m] probably [A] leave. [D] [A]
And it's [F#m] hard to re-[A] sist, alright,
[D] just one [A] kiss
Then you should [F#m] probably [A] leave [D] [A]

Solo Break: ||: F#m A D A | D A D A :|| X2

Chorus:

'Cause [E] I know [F#m] you
and [D] you know [A] me,
And [E] we both [F#m] know,
where this is [D] gonna' [A] lead,
And you [E] want me to [F#m] say that I
[D] want you to [A] stay
So you should [F#m] probably [A] leave [D] [A]
Yeah, you should [F#m] probably [A] leave [D] [A]
Yeah, you should [F#m] probably [A] leave [D] [A]

Verse 3:

[F#m] Sun on your [A] skin at [D] six a.[A] m.
And I been [F#m] watchin' you [A] sleep [D] [A]
And honey, [F#m] I'm so a-[A] fraid you're gonna
[D] wake up and [A] say that you should [F#m]
probably [A] leave [D] [A]

Chorus:

'Cause [E] I know [F#m] you
and [D] you know [A] me,
And [E] we both [F#m] know,
where this is [D] gonna' [A] lead,
And you [E] want me to [F#m] say that I
[D] want you to [A] stay
So you should [F#m] probably [A] leave [D] [A]
Yeah, you should [F#m] probably [A] leave [D] [A]
Oh, you should [F#m] probably [A] leave [D] [A]

| F#m A | D A | (Play the Intro Lick 3 times and end with the Outro lick)

Arr. for GCEA Ukulele by KEV 25-0502 Last Revised 05.09.2025
For Educational Purposes only. Not for Resale.

YOU'RE NO GOOD Linda Ronstadt

Am
Key

TIKI NATION
SECRET UKE CLUB TUNEBOOK

For Educational Purposes only. Not for Resale.

Intro Lick

Intro : |Am D Am D | Am D Am D |

Verse 1:

[Am] Feeling [D] better, [Am] now that we're [D] through,
[Am] Feeling [D] Better, 'cuz [Am] I'm over [D] you.
I [F] learned my [G] lesson, it [C] left a scar, [C] [B] [Bb]
[Am] Now I [D] see how you [E] really [E7] are.

Chorus:

You're no [Am] good. You're no [D] good.
You're no [Am] good baby, [D] you're no [Am] good. *
I'm gonna [Am] * say it [D] again,
You're no [Am] good. You're no [D] good.
You're no [Am] good baby, [D] you're no [Am] good. **

Verse 2:

I [Am] broke a [D] heart that's [Am] gentle and [D] true,
Well I [Am] broke a [D] heart over [Am] someone like [D] you.
I'll [F] beg his for-[G]giveness on [C] bended knee [C] [B] [Bb]
[Am] I wouldn't [D] blame him if he [E] said to [E7] me.

Chorus:

You're no [Am] good. You're no [D] good.
You're no [Am] good baby, [D] you're no [Am] good. *
I'm gonna [Am] * say it [D] again,
You're no [Am] good. You're no [D] good.
You're no [Am] good baby, [D] you're no [Am] good. [STOP]

Drum Break

* 1 KICK * KICK * KICK * KICK *

↓ ↓ ↓ ↓ ↓ ↓ ↓ ↓ ↓

Then Play this>

Dsus4 D F7(no5) Hold Hold

1 2 3 4 &

Pay Attention!
Play this 4 times...

Then Strum the chords below.

Then Play This During The SOLO >

F G7 C C Am D E7 E7 E7 E7

1 2 3 4 5 6

↓ ↓ ↓ ↓ ↓ ↓ ↓ ↓ ↓ ↓

View Cheat Sheet >

Verse 3:

I'm telling you [Am] you now [D] baby,
and I'm [Am] going my [D] way
[Am] Forget about you [D] baby 'cause I'm
[Am] leaving to [D] stay.

Chorus:

You're no [Am] good. You're no [D] good.
You're no [Am] good baby,
[D] you're no [Am] good.*
I'm gonna [Am] *say it [D] again,
You're no [Am] good. You're no [D] good.
You're no [Am] good baby,
[D] you're no [Am] good.* Oh! * no!

[A cappella]

You're no good You're no good.
Baby, you're no good.

[Optional End Here...]

or add the Instrumental fade out below]

| Am | C | D | x8 fade

* Indicates where to play this trick!

Join us at: TheTikiNation.com

You're No Good

Linda Ronstadt



TheTikiNation.com

The Drum Break & Musical Interlude

Drum Break

*	KICK	*	KICK	*	KICK	*	KICK	*
1	2	3	4	1	2	3	4	&
↓	↓	↓	↓	↓	↓	↓	↓	

Then Strum this > during Finger Picking

Dsus 4	D	F7(no5)	Hold	Hold
1	2	3	4	&

Pay Attention! Play this 4 times...

Then Strum the chords below.

This is a Quick Lick Indicated on the chart by an Asterisk *

< Back to Tune Sheet

Then Strum this > during Lead Solo.

F	G7	C	C	Am	D	E7	E7	E7	E7
1	2	3	4	1	2	3	4	5	6
↓	↓	↓	↓	↓	↓	↓	↓	↓	↓

Gsus4	D7(no5)
X 2 3 1	X 1 4 2

The Top Box is the strum section. The Bottom Tab is the picking and Lead Solo.

Picking Part	Dsus4	D	F7	Play 4 X
Lead Solo	III	V		
	II	IV	II	VI

YOU'VE LOST THAT LOVING FEELING

The Righteous Brothers

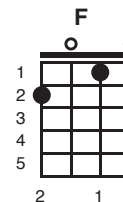
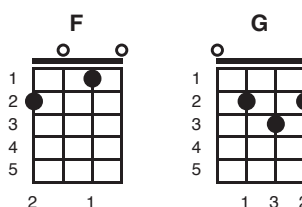
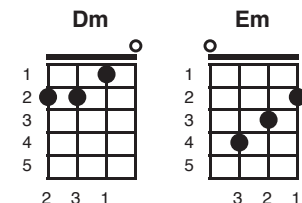
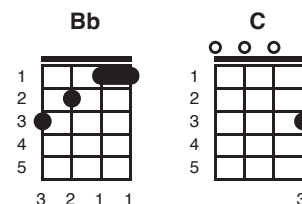
Key of Bb



SAN DIEGO, CALIFORNIA
meetup.com/sneakytiki

Verse 1:

Bb **C**
You never close your eyes anymore when I kiss your lips
Bb **C**
And there's no tenderness like before in your fingertips
Dm **Em**
You're trying hard no to show it;(baby)
F **G**
but baby, baby I know it



Chorus:

C **Dm** **G** **C**
You've lost that loving feeling, woh that loving feeling;
Dm **Bb** **C**
you've lost that lovin' feeling now it's gone, gone, gone woh wo

Verse 2:

Bb **C**
And now there's no welcome look in you eyes when I reach for you.
Bb **C**
And girl your starting to criticize little things I do.
Dm **Em**
It makes me just feel like crying;
F **G**
'cause baby something beautiful's dying

Chorus:

C **Dm** **G** **C**
You've lost that loving feeling, woh that loving feeling;
Dm **Bb** **C** **F** **G** **F**
you've lost that lovin' feeling now it's gone, gone, gone woh wo

Bridge:

C **F** **G** **F** **C** **F** **G** **F**
Baby, baby, I'll get down on my knees for you
C **F** **G** **F** **C** **F** **G** **F**
If you would only love me, like you used to do
C **F** **G** **F** **C** **F** **G** **F**
We had a love, a love, a love you don't find every day
C **F** **G** **F** **C** **F** **G** **F**
So don't, don't, don't, don't let it slip a-way.
(adlib a few times)

C **Dm** **G** **C**
Bring back that loving feeling, woh that loving feeling
Dm **Bb**
Bring back that lovin' feeling, 'cause it's gone, gone, gone, and I
C **F** **G** **F**
can't go on woh wo
C **Dm** **G** **C**
Bring back that loving feeling, woh that loving feeling

Dm
Bring back that lovin' feeling,
Bb
'cause it's gone, gone, gone, and I
C
can't go on woh wo oh

YOUR MOMMA DON'T DANCE

Loggins & Messina

KEY of: C

TIKI NATION
SECRET UKE CLUB TUNEBOOK

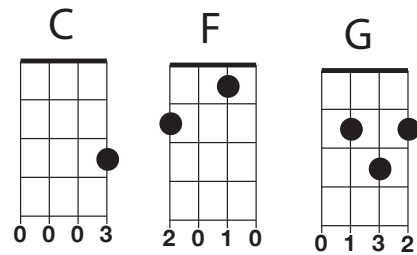
For Educational Purposes only. Not for Resale.

Intro: ||: C | C | C | C :||

[View Cheat Sheet >](#)

Chorus:

Your [C] mama don't dance
And your [F] daddy don't rock and [C] roll [C]
Your [F] mama don't dance
And your [F] daddy don't rock and [C] roll [C]
When [G] evening rolls around
And it's [F] time to go to town
Where do you [C] go - to rock and [C] roll?



Verse 1

The [C] old folks say
That ya [F] gotta end your date by [C] ten [C]
If you're [F] out on a date
And you [F] bring it home late it's a [C] sin [C]
There [G] just ain't no excusin'
You [F] know you're gonna lose and never [C] win
I'll say it a-[C]gain. [Stop]

[N.C.] And it's all because...

Bridge: One Strum Per [F] chord

You [F] pull into a drive-in
And [F] find a place to park
You [F] hop into the backseat
Where you [F] know it's nice and dark
You're [F] just about to move-in
[F] Thinking it's a breeze
There's a [F] light in your eye
And then a guy says, [F]
"Out of the car, long hair!"

"Lou[G]ise! You're coming' with [F] me,
The local [C] police [C] [Stop]

[N.C.] And it's all because...

Chorus:

Your [C] mama don't dance
And your [F] daddy don't rock and [C] roll [C]
Your [F] mama don't dance
And your [F] daddy don't rock and [C] roll [C]
When [G] evening rolls around
And it's [F] time to go to town
Where do you [C] go - To rock and [C] roll?

Chorus/Outro:

Your [C] mama don't dance
And your [F] daddy don't rock and [C] roll [C]
Your [F] mama don't dance
And your [F] daddy don't rock and [C] roll [C]
When [G] evening rolls around
And it's [F] time to go to town
Where do you [C] go - To rock and [C] roll?
Where do you [C] go - To rock and [C] roll?
Where do you [C] go - To rock and [C] roll?

SOLO:

| C | F | C | C | F | F | C | C | G | F | C | C |
| C | F | C | C | F | F | C | C | G | F | C | C |

I IV V GROOVE IN C

Based on the Groove from Yout Momma Don't Dance - Loggins & Messina 1974

Arranged for Ukulele by KEV



TheTikiNation.com

VERSE CHORD PROGRESSION

I C	IV F	I C	I C
IV F	IV F	I C	I C
V G	IV F	I C	I C

I Chord [C]

IV Chord [F]

V Chord [G]

STRUM PATTERN

Brush Strings 4, 3, 2 3-Finger Brush Mute (from C string down) Brush Strings 4, 3, 2 Index 3-Finger Brush Mute (from C string down)

Thumb Down Thumb Up Down

ROCK&ROLL BOUNCE

C F G G

The **unfilled dots** represent where to press when doing the Rock & Roll Bounce. The bottom number is the fingering for the **Bounce**.

YOU'RE SO VAIN – Carly Simon

C
Key

TIKI NATION
SECRET UKE CLUB TUNEBOOK

For Educational Purposes only. Not for Resale.

Intro: | Am | Am | Am | Am |

Verse 1:

You [Am] walked into the [Am] party... like you were [F] walking onto a [Am] yacht
Your hat stra-[Am]te-gically dipped be-[Am]low one eye... your [F] scarf it was apri-[Am]cot
You had [F] one eye [G] in the [Em] mirror [Am] as you
[F] ↓ watched yourself ga-[C] ↓ vote
And all the [G] ↓ girls dreamed that [F] they'd be your partner, they'd be your partner and

[C] You're so [C] vain...

you [F] prob'ly think this song is a-[C]bout you [C]

You're so [Am] vain. (*You're so vain*) ↓₁ 2 3 ↓₂ 2 3 ↓₃ 2 3 4 2 3
I [F] bet you think this song is a-[G]bout you. [G] Don't you? [G] Don't you? [Hold]

Verse 2:

You [Am] had me several [Am] years ago... when [F] I was still quite na-[Am]ive
Well you [Am] said that we make such a [Am] pretty pair... and [F] that you would never [Am] leave
But you [F] gave a-[G]way the [Em] things you [Am] loved and [F] ↓ one of them was [C] ↓ me...
I had some [G] ↓ dreams there were [F] clouds in my coffee, [F] clouds in my coffee and

[C] You're so [C] vain...

you [F] prob'ly think this song is a-[C]bout you [C]

You're so [Am] vain. (*You're so vain*) ↓₁ 2 3 ↓₂ 2 3 ↓₃ 2 3 ↓₄ 2 3
I [F] bet you think this song is a-[G]bout you. [G] Don't you? [G] Don't you? [G] Don't you?

Instrumental:

||: Am | Am | F | Am :|| F G | Em Am | F | C ↓

I had some [G] ↓ dreams there were [F] ↓ clouds in my coffee, [F] clouds in my coffee and

[C] You're so [C] vain...

you [F] prob'ly think this song is a-[C]bout you [C]

You're so [Am] vain. (*You're so vain*) ↓₁ 2 3 ↓₂ 2 3 ↓₃ 2 3 4 2 3
I [F] bet you think this song is a-[G]bout you. [G] Don't you? [G] Don't you?

Verse 3:

Well I [Am] hear you went up to [Am] Saratoga... and [F] your horse naturally [Am] won
Then you [Am] flew your Lear Jet up to Nova Scotia to see the [F] total eclipse of the [Am] sun
Well you're [F] where you [G] should be [Em] all the [Am] time...
and [F] ↓ when you're not you're [C] with ↓
Some underworld [G] ↓ spy, or the [F] wife of a close friend, [F] wife of a close friend and

[C] You're so [C] vain...

you [F] prob'ly think this song is a-[C]bout you [C]

You're so [Am] vain. (*You're so vain*) ↓₁ 2 3 ↓₂ 2 3 ↓₃ 2 3 ↓₄ 2 3
I [F] bet you think this song is a-[G]bout you. [G] Don't you? [G] Don't you? [G] Don't you?

Short Instrumental Interlude | C | C | F | C |

[C] You're so vain. (*You're so vain*) - You [F] prob'ly think this song is a-[C]bout you

[C] You're so vain. (*You're so vain*) - You [F] prob'ly think this song is a-[C]bout you. [Fade]

Live, Love, Learn & Play Ukulele. Join us at: TheTikiNation.com

Arr. for GCEA Ukulele by KEV 23-0603-1
For Educational Purposes only. Not for Resale. ©2023

